



Barracuda

The spectacular new fastback by

Plymouth

**What more can you say
about a brand-new car
that looks like this,
seats five and is priced
under \$2500*?**



You can say it has a
back seat for three that
folds down for cargo.
And twin buckets in
front. (Seating for five
is standard on the
Barracuda.)



For less than \$2500*,
your new fastback
Barracuda comes with
14.4 sq. ft. of fully tinted
glass in the rear
window—largest of its
kind ever put into a
standard production car.
And that's only one of
the many comfort,
convenience and style
features designed into
this car for people of
all ages and interests.



*"Priced under \$2500" is based on Manufacturer's Suggested Retail Price for 6-cylinder model, exclusive of destination charges, state and local taxes, if any, whitewall tires, wheel covers, back-up lights and other optional equipment such as V-8 engine.

Even with the back seat folded down for cargo (left) you have a lockable place for valuables in the trunk. (With back seat and "security panel" down, right, you've room for such things as water skis and scuba gear.)




**Once you're inside
a new Barracuda,
what more can
you say? Wow!**

Leather-like vinyl interiors come in glamorous gold, rich blue or black or bright red. Embossed pleats repeat seat cushion designs around door and window controls and armrests. Bands of bright plastic add highlights to door and quarter panels, and a painted metal garnish forms the upper panel frames.



**You'll find the back seat
and "security panel" fold down,
creating 7 feet of fully carpeted
"anything" space.**

When you drop the "security panel", you can load up the 7-foot-long cargo space through the back.




Simple, sporty lines give the instrument panel a clean, fresh look. (Padded dash and radio, shown above, are optional.)



Check the "specs", engines and options available at modest extra cost. You get a lot of choice in a new Barracuda. Things like these:

Simulated wood-grained steering wheel gives you the feel of a "racing car".

Automatic 3-speed TorqueFlite transmission comes with short floor-mounted console which has an illuminated selector dial and an ash tray.



Husky 273-cu.-in. V-8 engine develops 180 hp at 4200 rpm.



Transistorized, push-button radio is a great companion any time.



Magnesium-type sport wheel covers, with exposed chrome-plated wheel lugs, go well with white sidewall tires. Or: ribbed wheel covers with simulated knock-off hubs.

Choose your favorite color from this array.



Interiors, in durable vinyl, come in gold, red, blue, or black.



Gold†

White

Light Tan

Medium Tan†

Medium Red†

Exterior colors:

Ruby

Light Blue

Medium Blue†

Dark Blue†

Light Turquoise

Medium Turquoise†

Ivory

Black
†metallic



Two new hues—copper metallic (see front cover) and Barracuda silver metallic* (left) have been added to the Barracuda rainbow for 1965. You also may choose one of five different "racing stripes", available at extra cost, color-coordinated with a dozen different body colors.

*Optional at extra cost.

For the sporty set: A Commando 273-cu.-in. V-8 engine, "Rallye Pack" suspension (heavy-duty springs and sway bar), heavy-duty shocks. "Formula S" package: wide rim (14-in.) wheels, special wide tread tires, simulated bolt-on wheel covers, tachometer, plus "Rallye Pack", Commando 273-cu.-in. V-8 and heavy-duty shocks. (Note: "Formula S" options will be available in Fall, 1964.)

Additional options: Four-on-the-floor stick shift with Hurst linkage is available with either "225" or "273" engines. Power steering. Power brakes. Tinted glass for windshield only or all windows. (Tinted rear window is standard.) Padded instrument panel. Retractable front seat belts.

Twin-jet windshield washers and variable-speed electric wipers. Sure-Grip differential. Undercoating. Day/night rear-view mirror. Remote-control outside mirror. Air conditioning. Back-up lights. Rear window defogger unit and disc brakes are available as dealer-installed options.

1965 Barracuda Specifications

Interior Dimensions

Headroom, Front*	38.5 in.
Headroom, Rear*	36.8 in.
Legroom, Front	40.6 in.
Legroom, Rear	31.1 in.
Hiproom, Front	56.9 in.
Hiproom, Rear	56.4 in.
Seat Height, Front	7.8 in.
Seat Height, Rear	10.3 in.
Kneeroom, Rear	1.0 in.

*Includes cushion deflection due to passenger weight according to A.M.A. standards of measurement.

Exterior Dimensions

Wheelbase	106.0 in.
Tread, Front	55.9 in.
Tread, Rear	55.6 in.
Length, Overall	188.2 in.
Width, Overall	70.1 in.
Height, Overall	
(5-pass. load)	53.5 in. on V-8 models; 53.8 in. on 6-cyl. model

Brakes

Four-wheel hydraulic, internal expanding, duo-servo with self-energizing shoes. Molded asbestos lining, bonded shoes. Size: 9 x 2.25 front shoes, front wheel; 9 x 2.50 rear shoe, front wheel; 9 x 2.00 both shoes, rear wheel. Lining area: 153.5 square inches.

Suspension

Front	torsion bars and ball joints
Rear	2 1/2-inch outboard-mounted asymmetrical leaf springs
Shock absorbers	Oriflow type

Standard 6-cyl. Engine

Horsepower	145 at 4000 rpm
Torque, ft. lbs.	215 at 2400 rpm
Compression ratio	8.4 to 1
Bore, in.	3.40
Stroke, in.	4.125
Displacement, cu. in.	225

Standard V-8 Engine

Horsepower	180 at 4200 rpm
Torque, ft. lbs.	260 at 1600 rpm
Compression ratio	8.8 to 1
Bore, in.	3.625
Stroke, in.	3.31
Displacement, cu. in.	273

Optional Commando V-8 Engine

Horsepower	235 at 5200 rpm
Torque, ft. lbs.	280 at 4000 rpm
Compression ratio	10.5 to 1
Bore, in.	3.625
Stroke, in.	3.31
Displacement, cu. in.	273

Electrical System

48-amp.-hr. standard with all engines. Chrysler Corporation alternator with high charging rate at low engine speeds.

Rear Axle

Type . . . Hotchkiss drive, hypoid rear axle. Ratio with "6" and manual transmission . . . and with Commando V-8 (all transmissions) . . . 3.23 to 1 . . . with "6" and automatic transmission . . . and standard V-8 (all transmissions) . . . 2.93 to 1.

Tires and Wheels

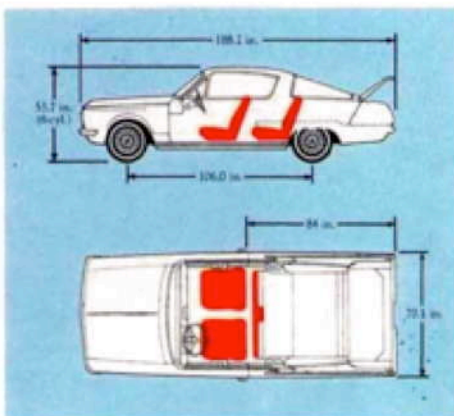
Safety-Rim wheels with low-pressure tubeless tires. Wheels are 13 x 4.5 inches with 6.50 x 13 tires standard on 6-cyl. model, 7.00 x 13 on V-8s.

Capacities

Fuel tank	18 gallons
Cooling system:	
6-cyl.	13 qts.
V-8	17 qts.
Engine crankcase	4 qts.

The policy of Chrysler Corporation is one of continual improvement in design and manufacture wherever possible to assure a still finer car. Hence, product information, specifications, equipment, and prices, while correct at time of publication, are subject to change without notice. Automobiles pictured show optional equipment items.

The New Plymouth Barracuda
Quality-Engineered
by Chrysler Corporation



*And to top it all off, you've
also the satisfaction of
knowing the engine and
drive train are covered
by a famous warranty!**

*HERE'S HOW PLYMOUTH'S 5-YEAR/50,000-MILE WARRANTY PROTECTS YOU: Chrysler Corporation warrants for 5 years or 50,000 miles, whichever comes first, against defects in materials and workmanship and will replace or repair at a Chrysler Motors Corporation Authorized Dealer's place of business, the engine block, head and internal parts, intake manifold, water pump, transmission case and internal parts (excluding manual clutch), torque converter, drive shaft, universal joints, rear axle and differential, and rear wheel bearings of its 1965 automobiles, provided the owner has the engine oil changed every 3 months or 4,000 miles, whichever comes first, the oil filter replaced every second oil change and the carburetor air filter cleaned every 6 months and replaced every 2 years, and every 6 months furnishes to such a dealer evidence of performance of the required service, and requests the dealer to certify (1) receipt of such evidence and (2) the car's then current mileage.

PLYMOUTH DIVISION



CHRYSLER
MOTORS CORPORATION