

Pontiac's '70 Wagons



For people looking for a little more Pontiac.



This is the way big, bold wagons are going to be.

Finally.

Wagon drivers used to yawn a lot. Pretty understandable, really. Traditionally, wagons just weren't much fun to drive. But then Pontiac doesn't put much stock in tradition. So we made our 1970 wagons perform. Move. Handle. And we built in the plush with the performance. That's the way it is with the full-sized wagons from Pontiac. We take the fun of driving seriously. Bet you never yawn again.

We figure there's only one way to improve on our Bonneville wagon. Load up the 90.8 cubic feet of cargo space with ski stuff, then get your lovely to go along for the ride. What other improvement could there be?

The standard 360-horse, 455-cube V-8 has the power to smooth out the slopes on the way to the slopes.

That wood grain vinyl paneling you can order for the outside fits right in with the whole outdoor scene. With the paneling, you get Pontiac's exclusive reflective rear panel. You'd swear it's wood by day, but it becomes a reflector when lights hit it at night.

Now any gal will appreciate Bonneville's opulent interior. With extravagant touches like wood grain vinyl inserts. Plush Morrokide upholstery on all three seats. The power tailgate window. And the front bench seat

with the folding armrest. There's a pack of options available, too.

Better schuss down to your Pontiac dealer's, for a Bonneville Wagon. As for the lovely . . . you're on your own.

	Standard Engine	No-cost Available Engine	Available Engine
Horsepower	360 @ 4300 RPM	265 @ 4600 RPM	370 @ 4600 RPM
Engine Size & Type	455-cu.-in.-V-8, 4-bbl, premium fuel	400-cu.-in.-V-8, 2-bbl, regular fuel	455-cu.-in.-V-8, 4-bbl, premium fuel
Available Transmissions	3-speed Manual (std.), Turbo Hydra-matic	Turbo Hydra-matic	
Compression Ratio	10.0:1	8.8:1	10.25:1
Torque (lb.-ft.)	500 @ 2700 RPM	397 @ 2400 RPM	500 @ 3100 RPM
Coolant Capacity	17.2 qts.	18 qts.	17.2 qts.
Oil Capacity	5 qts.	5 qts.	5 qts.
Fuel Capacity	24 gals.	24 gals.	24 gals.


Bonneville 3-Seat Station Wagon.



This plush interior is standard. The center of the seat is a folding armrest.



Bonneville's carpeted cargo area. Pretty soft for a suitcase.



Our exclusive reflecting rear panel. Standard with simulated wood paneling.



Bonneville

Saddle. Bridle. Stirrups. OK, you've got everything. You're ready to ride. In our Executive Safari. To the stables, or downtown for the latest show, this one fits right in.

Sporty styling comes from the standard wood grain vinyl paneling on the outside. With our exclusive rear reflecting panel, of course.

To keep the styling clean, we hid the radio antenna in the windshields of all our wagons. Clever.

Now open the door and find 2 or 3 seats upholstered in the rugged beauty of Morrokide. Wall-to-wall, nylon-blend carpeting

in the passenger area. Our dash is, uh, dashing. What with wood grain vinyl inserts, electric clock and deluxe steering wheel.

And with 91.7 cubic feet of cargo space, there's plenty of room for 57 reels of W.C.

Fields' flicks, a bale of hay or whatever turns you on.

For power, check the engine chart. 1970 Executive Safari. We just left the competition at the post.

	Standard Engine	No-cost Available Engine	Available Engines		
Horsepower	290 @ 4600 RPM	265 @ 4600 RPM	330 @ 4800 RPM	360 @ 4300 RPM	370 @ 4600 RPM
Engine Size & Type	400-cu.-in.-V-8, 2-bbl. prem. fuel	400-cu.-in.-V-8, 2-bbl. reg. fuel	400-cu.-in.-V-8, 4-bbl. prem. fuel	455-cu.-in.-V-8, 4-bbl. prem. fuel	455-cu.-in.-V-8, 4-bbl. prem. fuel
Available Transmissions	3-spd. Manual (std.) Turbo Hydra-matic		Turbo-Hydra-matic only		
Compression Ratio	10.0:1	8.8:1	10.0:1	10.0:1	10.25:1
Torque (lb.-ft.)	428 @ 2500 RPM	397 @ 2400 RPM	445 @ 2900 RPM	500 @ 2700 RPM	500 @ 3100 RPM
Coolant Capacity	18.0 qts.	18.0 qts.	18.0 qts.	17.2 qts.	17.2 qts.
Oil Capacity	5 qts.	5 qts.	5 qts.	5 qts.	5 qts.
Fuel Capacity	24 gals.	24 gals.	24 gals.	24 gals.	24 gals.



The inside story. Executive Safari's lavish Morrokide upholstery.



Tailgate. Tail-door. There's a handy bumper step with the door.



Stash your valuables in our hidden storage compartment. Lock available.

Executive 3-Seat Safari.



Executive Safari

Go ahead. Catch your limit. With 91.7 cubic feet of cargo space, you can tote it all home to your better half. In our Catalina wagon. It's the lowest priced, full-sized wagon Pontiac offers. But low on features it's not.

Whether you opt for 2 or 3 seats, the Morrokide upholstery will stand up under an occasional misplaced bait can, and come back looking beautiful. And the standard 290-hp, 400-cubic-inch V-8 will get you back from angling in plenty of time for Sunday's potluck dinner.

(If you plan on landing your limit of 12-foot marlin, better order one of the 455

V-8's. 360- and 370-hp versions available.)

Other standard 1970 features include wall-to-wall, nylon-blend carpeting in the passenger area, fiberglass-belted L78—15 tires, and a 12-cubic-foot hideaway storage

area (6.8 cubic feet in the 3-seater).

So if you're after full-sized luxury and economy in a wagon that's fun to drive, get serious. About our Catalina Wagon. Catch one at a Pontiac dealer's.

	Standard Engine	No-cost Available Engine	Available Engines		
Horsepower	290 @ 4600 RPM	265 @ 4600 RPM	330 @ 4800 RPM	360 @ 4300 RPM	370 @ 4600 RPM
Engine Size & Type	400-cu.-in.-V-8, 2-bbl. prem. fuel	400-cu.-in.-V-8, 2-bbl. reg. fuel	400-cu.-in.-V-8, 4-bbl. prem. fuel	455-cu.-in.-V-8, 4-bbl. prem. fuel	455-cu.-in.-V-8, 4-bbl. prem. fuel
Available Transmissions	3-spd. Manual (std.) Turbo Hydra-matic		Turbo-Hydra-matic only		
Compression Ratio	10.0:1	8.8:1	10.0:1	10.0:1	10.25:1
Torque (lb.-ft.)	428 @ 2500 RPM	397 @ 2400 RPM	445 @ 2900 RPM	500 @ 2700 RPM	500 @ 3100 RPM
Coolant Capacity	18.0 qts.	18.0 qts.	18.0 qts.	17.2 qts.	17.2 qts.
Oil Capacity	5 qts.	5 qts.	5 qts.	5 qts.	5 qts.
Fuel Capacity	24 gals.	24 gals.	24 gals.	24 gals.	24 gals.

Catalina 2-Seat Station Wagon.



The standard Catalina interior. Economy just got luxurious.

This is where all the fun starts. Catalina's instrument cluster.

Available Ventura interior. More plush with your Catalina economy.



Catalina

This is the way fun, young wagons are going to be.

A lot of space, with all the agility of a candlestick-jumper named Jack. That's the idea. And it works. Beautifully. In the sport-sized wagons from Pontiac. Sort of like turning a GTO into a wagon. And if that sounds good, it looks even better. Ready to see just how seriously we take your driving fun? Go ahead one page. When you're ready for a drive, go see your Pontiac dealer.



Green-thumbers arise. Now there's a way to drive a quick, keen machine, and still have room to transport your prize, potted, eucalyptus tree. LeMans Safari.

Nature lovers will flip over the walnut-and-teak grained vinyl paneling outside.

Like on all our wagons, we moved the radio antenna to the inside. Of the windshield. Classy.

With all Morrokide upholstery on both seats, you ride in beautiful comfort. Meanwhile, in the 83.6-cubic-foot cargo area, that eucalyptus (or whatever) has room to breathe. If you spill some mulch on the cargo floor,

LeMans 2-Seat Safari.

no sweat. It's vinyl-covered. Wipes clean with a swipe from a sponge.


Did we forget the wall-to-wall, nylon-blend carpeting? Shame. We won't forget the 2-way tailgate with its handy bumper step.

You specify the power. From the standard 250-cube, 155-hp six, all the way up to an available 330-hp, 400-cube V-8 that performs with the best of 'em. LeMans Safari. Leave it to Pontiac to make sport of utility.

	Standard Engine		Available Engines	
Horsepower	155 @ 4200 RPM	255 @ 4600 RPM	265 @ 4600 RPM	330 @ 4800 RPM
Engine size & Type	250-cu.-in.-L-6, 1-bbl. reg. fuel	350-cu.-in.-V-8, 2-bbl. reg. fuel	400-cu.-in.-V-8, 2-bbl. reg. fuel	400-cu.-in.-V-8, 4-bbl. prem. fuel
Available Transmissions	3-speed Manual (std.), Automatic, Turbo Hydra-matic	3 or 4-speed Man., Automatic, Turbo Hydra-matic	Turbo Hydra-matic only	
Compression Ratio	8.5:1	8.8:1	8.8:1	10.0:1
Torque (lb.-ft.)	235 @ 1600 RPM	355 @ 2800 RPM	397 @ 2400 RPM	455 @ 2900 RPM
Coolant Capacity	13.0 qts.	19.9 qts.	18.3 qts.	18.3 qts.
Oil Capacity	4 qts.	5 qts.	5 qts.	5 qts.
Fuel Capacity	21.5 gals.	21.5 gals.	21.5 gals.	21.5 gals.



The LeMans Safari interior. How plush can standard get!



83.6 cubic feet of vinyl-covered cargo space. This Safari is a hauling machine.



Pontiac's reflective rear panel. Standard on all wagons with simulated wood paneling.



LeMans Safari

Wave good-bye to one happy couple. Off for a weekend of therapy in the mountains. And with no sweat on the budget. Because that's our LeMans Wagon. Our most economical way to Wide-Track in a wagon.

But don't get the idea this is a stripped-down nothing car. No way. Not with seats upholstered in super-tough, super-sharp Morrokide. Not with the wall-to-wall, nylon-blend carpeting in the passenger area. Not with those fat, fiberglass-belted tires. No sir. With this baby, economy takes on a whole new meaning.

Like the power. It starts with the standard


250-cubic-inch, 155-horsepower six, and can go all the way up to a 330-hp, 400-cube V-8, if that's the way you order.

And with 83.6 cubic feet of cargo space (vinyl-coated floor), our twosome can even

take the in-laws' luggage. (Providing they can take the in-laws, of course.)

So if it's economy you're looking for, look into LeMans. Then start planning a therapy trip of your own.

	Standard Engine		Available Engines	
Horsepower	155 @ 4200 RPM	255 @ 4600 RPM	265 @ 4600 RPM	330 @ 4800 RPM
Engine size & Type	250-cu.-in.-L-6, 1-bbl. reg. fuel	350-cu.-in.-V-8, 2-bbl. reg. fuel	400-cu.-in.-V-8, 2-bbl. reg. fuel	400-cu.-in.-V-8, 4-bbl. prem. fuel
Available Transmissions	3-speed Manual (std.), Automatic, Turbo Hydra-matic	3 or 4-speed Man., Automatic, Turbo Hydra-matic	Turbo Hydra-matic only	
Compression Ratio	8.5:1	8.8:1	8.8:1	10.0:1
Torque (lb.-ft.)	235 @ 1600 RPM	355 @ 2800 RPM	397 @ 2400 RPM	455 @ 2900 RPM
Coolant Capacity	13.0 qts.	19.9 qts.	18.3 qts.	18.3 qts.
Oil Capacity	4 qts.	5 qts.	5 qts.	5 qts.
Fuel Capacity	21.5 gals.	21.5 gals.	21.5 gals.	21.5 gals.



The standard LeMans interior. Since when was economy so posh?



Down. Up. Out. In. Our available 2-way tailgate with the bumper step.




Wipers. Antenna. Both hidden, so we don't interrupt the sleek styling.

LeMans 2-Seat Station Wagon.



LeMans


Options & Things




Chrome luggage carrier. Luggage outside—even more room inside.



Rak Pak. Covers the carrier. A foul-weather friend.




Rear speaker. So the folks in the rear can enjoy the sounds.



Load level control. Helps keep Pontiacs level—automatically.



Trailer-towing equipment. You save by ordering it with your wagon.



Rear-window deflector. Directs air to help keep window dust-free.



Instant-Aire tire pump. Fills tires, air mattresses, rubber ducks.



Pontiac firm ride and handling package. Does just what it says.

All options noted herein are extra-cost equipment unless otherwise specified. Ask your dealer for all price information on any model or special equipment you desire. Pontiac Motor Division of General Motors Corporation reserves the right to make changes at any time in colors, materials, equipment, specifications, prices and models. Pontiac Motor Division, General Motors Corporation, 196 Oakland Avenue, Pontiac, Michigan. Printed in U.S.A. 9-69 500M

1970 Pontiac Safety Features

Accident Prevention

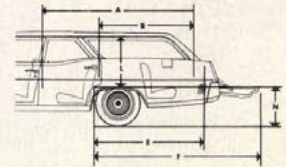
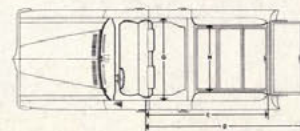
- Seat belts with pushbutton buckles for all passenger positions.
- Shoulder belts with pushbutton buckles for driver and right front passenger.
- Two front-seat head restraints.
- Energy absorbing steering column.
- Passenger guard door locks with forward mounted lock buttons.
- Safety door latches and hinges.
- Folding seat back latches.
- Energy absorbing padded instrument panel and front and intermediate seat back tops.
- Contoured windshield header (except convertibles).
- Thick, laminate windshield.
- Padded sun visors.
- Safety armrests.
- Safety steering wheel.
- Fuel tank impact security.
- Padded or yielding windshield pillar moldings.
- Smooth contoured door- and window-regulator handles.
- Soft, low-profile window control knobs, coat hooks and dome lamp.

Occupant Protection

- Side marker lights and reflectors.
- Parking lamps that illuminate with headlamps.
- Four-way hazard warning flasher.
- Backup lights.
- Lane-change feature in direction signal control.
- Windshield defrosters, washers and dual-speed wipers.
- Wide-view inside day/night mirror (vinyl edged, shatter resistant glass and deflecting support).
- Outside, rearview mirror.
- Bias-belted fiberglass tires & tire tread wear indicators.
- Dual master cylinder brake system with warning light.
- Starter safety switch (clutch pedal must be depressed before starter will operate).
- Dual-action safety hood latches.
- Self-adjusting brakes & corrosion resistant brake lines.

Anti-Theft

- Anti-theft ignition key warning buzzer.
- Anti-theft steering column lock.
- Multiple key combinations.
- Visible vehicle identification.
- Tamper resistant odometer with telltale feature.



Dimensions

	Bonneville (3-seat)	Executive Safari and Catalina (2- & 3-seat)	LeMans Safari and LeMans (2-seat)
Cargo Volume (cu. ft.)	90.8	91.7	83.6
Underfloor Compartment 2-seat (cu. ft.)	—	12.0	10.0
Underfloor Compartment 3-seat (cu. ft.)	6.0	6.8	—
Length (inches)			
A. Top of front seatback to closed tailgate	84.5	84.5	79.9
B. Top of second seatback to closed tailgate	49.7	49.7	46.8
C. Front seat at floor to closed tailgate	93.5	93.7	90.9
D. Front seat at floor to end of open tailgate	121.4	121.6	117.1
E. Second seat at floor to closed tailgate	60.7	60.7	59.1
F. Second seat at floor to end of open tailgate	88.2	88.6	85.2
Width (inches)			
G. Maximum width of cargo space at floor	63.1	63.2	59.5
H. Minimum distance between wheelhouses at floor	48.9	48.9	44.5
J. Rear-end opening width at floor	54.2	54.2	50.0
K. Rear-end opening width at belt	52.4	52.4	49.6
Height (inches)			
L. Maximum height	30.3	30.6	31.3
M. Maximum height of rear opening (tailgate open)	28.4	28.7	28.4
N. Platform height of load floor (curb weight)	22.0	22.0	22.0

