


'79 EL CAMINO



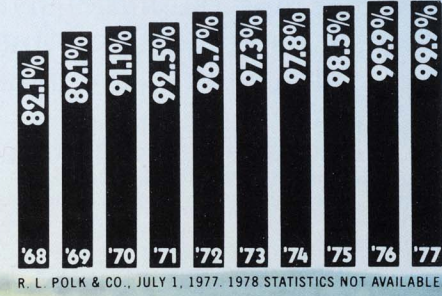
CHEVY TRUCKS

Incredibly, it's also a truck. Chevy El Camino has the style, comfort and luxury of a fine passenger car *plus* the hard-working ability of a tough Chevy truck. Out back, there are 35.5 cubic feet of ribbed steel cargo space, with a payload up to 800 pounds. Lively, easy-riding El Camino is available in four distinctive versions.

A word about this catalog: We have tried to make this catalog as comprehensive and factual as possible. And we hope you find it helpful. However, since the time of printing, some of the information you'll find here may have been updated. Your dealer has details and, before ordering, you should ask him to bring you up to date.



A tough record to beat. 95.3% of all Chevy trucks, in the ten most recent years recorded, were still on the job. This is based on the latest available industry model year registration statistics through July 1, 1977.



Concealed storage and spare tire compartment. Both sides of the split-back seat back fold down for easy access to in-cab storage area under the pickup box. The spare tire includes extractor for easy removal.

Three handsome interiors. The elegant El Camino model comes with a standard four-inch-thick, foam-cushioned 50/50 seat (below) with a handy split back. All controls are easily accessible in the trim rectangular instrument cluster. For added convenience, there's an available split-back bench seat with dual fold-down center armrests. With this seat choice, you may also specify the extra comfort of the available six-way power seat for the driver. For style and luxury, contoured Strato-bucket seats (page 2) are available with or without center console and optional integral transmission shift lever.



V6 engine standard. It's a 3.3 Litre (200 Cu. In.) V6 with Dualjet carburetor, aluminum-inlet manifold, cast iron cylinder heads and block. (Not available in California.) An available 3.8 Litre (231 Cu. In.) V6 2-barrel engine is required in California. Not available in other states. Automatic transmission also required.

Two new V8 engines. For the '79 El Camino, Chevrolet is offering two new V8 engines.

The 4.4 Litre (267 Cu. In.) V8 with Dualjet carburetor, 8.2:1 compression ratio. Power steering is required. Not available with 3-speed manual transmission or in California.

The new 5.0 Litre (305 Cu. In.) V8 with 4-barrel carburetor. Available with automatic and 4-speed transmission. Power steering required. This is the only V8 engine available in California. Automatic transmission required in California.

Big 5.7 Litre (350 Cu. In.) V8. The powerful 5.7 Litre (350 Cu. In.) V8 is also available. Power steering, automatic transmission and high-altitude equipment required. Not available in California.

POWER TEAMS

49 STATES			
ENGINE/ORDERING CODE		TRANSMISSION	AXLE RATIO
3.3 L (200 Cu. In.) V6 2-BBL. L26(A)		3-SPEED MANUAL	2.73
		AUTOMATIC	2.73
4.4 L (267 Cu. In.) V8 2-BBL. L39(B)		4-SPEED MANUAL	3.08
		AUTOMATIC	2.56
5.0 L (305 Cu. In.) V8 4-BBL. LG4(C)		4-SPEED MANUAL	3.08
		AUTOMATIC	2.41-2.73
*5.7 L (350 Cu. In.) V8 4-BBL. LM1(C)		AUTOMATIC	2.73
		WITH NA6 (ALTITUDE) ONLY	

CALIFORNIA ONLY			
3.8 L (231 Cu. In.) V6 2-BBL. LD5/LD6 (D)		AUTOMATIC	2.73
5.0 L (305 Cu. In.) V8 4-BBL. LG4(C)		AUTOMATIC	2.41-2.73


*Requires NA6 High Altitude Emissions. ■LD6 replaces LD5 after start of production.
(A) Produced by GM-Chevrolet Motor Division at the Tonawanda, New York Engine Plant.
(B) Produced by GM-Chevrolet Motor Division at the Flint, Michigan Engine Plant.
(C) Produced by GM-Chevrolet Motor Division at the Flint, Michigan, Tonawanda, New York and GM of Canada Engine Plants.
(D) Produced by GM-Buick Motor Division at the Flint, Michigan Assembly Plant.

A word about engines. The Chevrolet trucks in this catalog are equipped with GM-built engines produced by various divisions. Please refer to the engine chart included in this catalog and see your dealer for complete details about engine sources and availability.

Transmission Choices. 3-speed and 4-speed manual transmissions and automatic transmissions are available, depending on engine requirements.

Air-adjustable shocks. Standard air-adjustable rear shock absorbers help stabilize the El Camino at any load up to the maximum load rating. They help prevent "bottoming out" with heavy loads.

Tough double-wall construction. Cargo box walls are constructed of two panels of steel. The inside can take minor dents and nicks without showing through to the outside. Doors and hood have double-wall construction. Outer fenders have an inner fender to help protect against the effects of water and salt.




El Camino. It's our base model with an impressive list of standard features: □ 3.3 Litre V6 engine (Not available in California) □ Frameless door glass and thin pillars □ Bright pickup box, wheel opening, rocker panel, quarter window and roof drip moldings □ Full wheel trim covers □ Bright windshield and rear window moldings □ Padded instrument panel □ Steel-belted radial tires □ Deluxe vinyl door and side panels and cloth with foam-padded headliner □ Full-depth, padded armrests in both doors □ Nylon cut-pile carpeting, color-keyed to trim □ 10" prismatic rearview mirror.

El Camino Conquista. It's a striking paint and molding treatment. The basic body color appears on the roof, upper portion of pickup box, lower body sides and on the tailgate. The center section of the body side, the hood and lower portion of tailgate are set off by a special accent color. Also featured are bright paint break moldings along upper side of pickup box and tailgate; bright moldings along lower side of body and over wheel openings; Conquista decal on tailgate. (Conquista is shown on cover.)

El Camino Super Sport. This exciting sport model El Camino comes with: □ Large front air dam □ Matching sport mirrors □ Special black paint treatment around grille openings □ Choice of seven paint accent colors on lower body □ Decal stripes accent the paint break lines □ Rally wheels, painted to match lower body accent color □ Black quarter window moldings □ "Super Sport" identification. ("Super Sport" shown below.)

El Camino Royal Knight. This distinctive exterior decor treatment is available for the El Camino Super Sport. The massive, bold hood decal and tasteful side striping are color-keyed to the body color you select. A large front air dam, matching sport mirrors and Rally wheels also help set the Royal Knight apart. (Shown in foreground on cover.)





Available Options.

A Dual sport mirrors. Both right- and left-hand mirrors match body color. Driver's side mirror is adjustable by remote control; dual remote control sport mirrors are also available.

B Vinyl roof cover. Available in seven different colors.

C Cargo tie-downs. Five special tie-downs recessed in the front and side panels of the cargo box.

D Cargo box side rails. Bright

metal rails serve as cargo tiedowns.

E Bumper rub strips. Resilient black impact strips, front and rear.

F Bumper guards. Include vertical rub strips, front and rear.

G Rally wheels. For a sporty touch.

H Sport wheel covers (silver or gold) and Wire wheel covers available.

I Air conditioning. Four-Season system handles cooling, dehumidifying, heating, defrosting and defogging.

K Stereo tape system. Available when you order a Delco AM or AM/FM stereo radio.

FM stereo radio.

L Comfortilt steering wheel. Wheel adjusts to six positions.

M Power steering. Power steering is available with 6-cylinder El Camino models, required with V8 engines.

N Power windows and door lock system. Separate controls at each door.

O Cargo box tonneau cover. Available in black or white fabric-backed waterproof vinyl.

P Choice of 14 exterior colors.

A word about components, optional equipment, assembly and availability of these Chevrolets.

These Chevys incorporate thousands of different components produced by various divisions of General Motors and by various suppliers to General Motors. From time to time during the manufacturing process it may be necessary in order to meet public demand for particular vehicles or equipment or to meet federally mandated emissions, safety and fuel economy requirements or for other reasons to produce these products with different components or differently sourced components than initially scheduled. All such components have been approved for use in these products.

With respect to factory-installed extra cost optional equipment, make certain you specify the type of equipment you desire on your vehicle when ordering it from your dealer. Some options may be unavailable when your vehicle is built. Your dealer receives advice regarding current availability of options. You may ask the dealer for this information. GM also requests the dealer to advise you if an option you ordered is unavailable. We suggest you verify that your vehicle includes the optional equipment you ordered or, if there are changes, that they are acceptable to you.

The Chevy El Camino described in this brochure is assembled at facilities of General Motors Corporation operated by GM Assembly Division. This vehicle is also available from GMC dealers under the name GMC Caballero.

The right is reserved to make changes at any time, without notice, in prices, colors, materials, equipment, specifications and models, and to discontinue models. Check with your Chevrolet dealer for complete information. Chevrolet Motor Division of General Motors Corporation, Detroit, Michigan 48202. Litho in U.S.A.

