



EAGLE PREMIER

1989

C O N T E N T S

Chapter One THE PRINCIPLES OF PERFORMANCE

Chapter Two THE IDEA OF LIABILITY

Chapter Three THE INTEGRITY OF PRODUCT

Some dealer equipment shown or described throughout this marking is available at extra cost.
About this marking: Since the time of printing, some of the information you'll find here may
have been updated. See your dealer for details.

EAGLE PREMIER
Inspiring Driver Confidence



Eagle. A major new American automotive brand from the Jeep/Eagle Division of Chrysler. And from it, an emerging line of sophisticated automobiles dedicated to the advancement of *driver confidence*.

The confidence of cars engineered to perform with technical skill and proficiency.

The confidence of ergonomically defined interiors conducive to a relaxed, serious driving attitude.


The confidence of internationally inspired design, contributing as much to performance as to aesthetic appreciation.

The confidence of innovative manufacturing technology dedicated to the highest standards of quality.

And the confidence of a Protection Plan backed by the recognized world leader in new vehicle protection.

Premier, the first automobile to wear the proud Eagle badge, is now joined by the new Eagle Medallion and Eagle Summit. Together, they are taking the next step toward establishing a new tradition of inspiring driver confidence. With Eagle you can always Expect the Best.





A HIGHWAY AHEAD
**THE PRINCIPLES
OF PERFORMANCE**

It takes a highly principled approach to meet the performance requirements of today's sophisticated automobile buyer. New levels of technical skill and engineering innovation have created much higher standards for how a car should feel and perform. A car has to handle precisely and predictably. Reach desired speeds, and stop smoothly

and safely. And provide the kind of driving control and riding comfort people appreciate. It takes the performance credentials of a genuine touring sedan like Eagle Premier to provide the kind of power, handling, and passenger comfort necessary for this kind of road worthiness.



Engineered Roadability

Premier puts the power to perform where driving control begins: at the front wheels. Front-wheel drive provides inherent on-road advantages such as improved directional stability and all-weather traction. And a front-drive design better facilitates the use of an independent rear suspension, which minimizes unsprung vehicle weight for a smoother ride.

Powertrains

At the heart of Premier's engineering excellence are two advanced powertrain systems. The standard power behind Premier LX comes from a throttle-body fuel-injected 2.5 litre 4-cylinder engine with more standard horsepower than Ford Taurus, Oldsmobile Cutler, and Pontiac 6000*. Teamed with a convenient 4-speed automatic transmission featuring electronic shift control and fourth gear overdrive, this powerplant delivers quiet, smooth performance with designed-in reliability and impressive fuel efficiency: 22 EPA est. city mpg, 31 EPA est. hwy. mpg[†]

The aluminum alloy 3.0 litre V6 engine with multi-port fuel injection puts out 150 horsepower @ 5000 rpm (standard Premier ES).

Standard power ventilated front disc/rear drum brakes ensure smooth, predictable stops.



You can raise this level of performance with the powerful 3.0 litre multi-port fuel-injected overhead cam V6 engine that's standard on Premier ES (optional on LX). Its aluminum-alloy design, state-of-the-art electronics, and long-life features combine to provide an exceptional capacity for quickness and long-running efficiency. Matched to the responsive 4-speed automatic overdrive transmission, this powerplant delivers impressive low-end torque for instant acceleration as well as steady highway-cruising power of 150 horsepower @ 5000 rpm. Yet this V6 can produce mileage figures of 18 EPA est. city mpg, 27 EPA est. hwy. mpg[†]

*Comparison based on 1988 published competition figures.
†EPA figures for comparison. Your results may differ.



Independent Suspension

Further evidence of Premier's performance credentials is its advanced fully independent suspension system. The front features MacPherson struts and coil springs for optimum straight-line tracking, a linkless stabilizer bar for balanced handling and reduced body roll, and anti-dive geometry to help maintain vehicle attitude during severe braking.

In the rear, Premier's independent trailing arm suspension system incorporates the space efficiencies of transverse torsion bars and steeply inclined gas-filled shocks. Combined with the added control of a rear stabilizer bar, this system works to promote interior roominess, while contributing to vehicle ride and handling.

Power Steering & Brakes

Premier's driving control begins with standard power rack-and-pinion steering. It provides the proper road feel at highway speeds and assists in curves and parking maneuvers with Premier's tight 36-foot curb-to-curb turning circle.



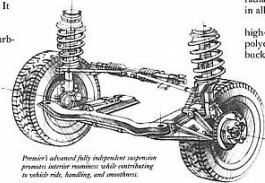
Standard full analog instrumentation includes tachometer, speedometer, odometer, trip odometer, low-fuel warning light, coolant temperature, oil pressure, fuel level gauges, and digital quartz clock. Shown with Electronic Information Package, including Trip Computer and Vehicle Maintenance Monitor (standard ES, optional LX).

At the other end of the performance spectrum is Premier's stopping ability: standard power ventilated front disc/rear drum brakes. Front calipers and ventilated front composite rotors work in concert to resist brake fade for smoother, more predictable stops. The composite-type rear drum brakes reduce noise and are designed to limit brake pressure to avoid rear lockup during hard braking.

Enthusiast Group


Premier's inherent driveability is further enhanced with performance features available in the Enthusiast Group (optional on LX). Bucket seats provide a sporty feel. A Touring Suspension System has received effective front spring stiffening for improved road feel and driver control. There are also lace-style aluminum road wheels matched to extra-wide P205/70HR14 Goodyear Eagle® GT+4 black radial tires for added road-gripping control in all weather situations.

The same Touring Suspension System and high-performance tires, as well as HFS-3[®] polyaxle Eurosport wheels and Euro-style front bucket seats, are standard on Eagle Premier ES.



Premier's advanced fully independent suspension promotes interior roominess while contributing to vehicle ride, handling, and smoothness.

Eagle Premier LX.



THE IDEA OF LIVABILITY

Determining an automobile's worthiness lies so much in its capacity to serve people as in its ability to handle the road. The advanced thinking behind Eagle Premier's development is sometimes called *livability*. It means that design order cannot be imposed only from the outside.

Rather it takes its main point of reference from the driver and his or her passengers. For it is from their experience that the merits of a car will be judged. And it is from this point of view that an automobile should take its form.




Capacity & Convenience

The figures for Premier's interior capacity are unsurpassed—Eagle Premier has *the roomiest interior of any sedan in its class.** Thanks in part

to the design efficiencies of two performance features: front-wheel drive and an independent transverse torsion bar rear suspension system

that allows more rear seat room and trunk space than conventional rear suspension designs.



Premier's best-in-class EPA total interior volume: 121 cu. ft.

Six-Passenger Roominess.

Premier's interior dimensions accommodate perfectly the six-passenger seating that's standard on the LX model. Up front, a 55/45 independent reclining split bench seat, with folding armrests and cloth-covered adjustable headrests, provides firm, comfortable seating for three adults. And because the rear seats are positioned in front of the rear wheelhouses, passengers in back receive generous hip and shoulder room.

Premier ES has more of a performance orientation, with individual reclining front sport luxury bucket seats (for excellent lateral support) and European-style open headrests for both front and rear seat passengers. You can even order seating that includes genuine leather (late introduction on ES model only). And both Premier ES and LX models offer passengers more *front and rear* legroom than any car in their class.*

Cargo Capacity.

Because Premier is a *passenger* car, it's designed to accommodate people *and* their cargo. Thanks to the space efficiencies of a rear transverse torsion bar suspension, Premier's trunk floor is lower, providing a cavernous 16.4 cubic feet of cargo space. And Premier's low-cut trunk allows cargo to be moved directly across the trunk floor for easy loading and unloading. An optional trunk lid luggage rack is available for additional carrying capacity.

*Based on comparison of EPA and competitors' published specifications for standard four-door sedan models classified as Intermediate Regular Segment vehicles by Ward's 1988 Automotive Yearbook. Data for competitors' 1988 models used where 1989 model information not available at time of printing.



A front 55/45 independent reclining split bench seat with folding armrests and adjustable headrests contributes to the comfortable six-passenger seating that's standard on Premier LX.

Designed-In Convenience.

Furthering Premier's built-in capacity to please people are its extra-wide limousine-style doors. They provide easy entry and exit for both front and rear seat passengers. The extensive use of glass on Premier, made possible through slim roof pillars and wrap-over doors, provides excellent driver visibility while giving occupants an eye-opening view of the world.

Personal convenience is ensured with standard features like a leather-wrapped steering wheel, 16-ounce cut-pile carpeting and floor mats, dual overhead map lights and rear courtesy lamps, and map pockets on seatbacks and inside front doors. A standard locking glove box secures the more important items.

Premium convenience features that are standard on ES (and optional on LX) include center console with storage bin and lighted driver and passenger visor vanity mirrors.

Sport luxury front bucket seats with European-style adjustable open headrests provide Premier ES with a performance orientation.



An Enlightened Environment

It is from *behind* the wheel that an automobile instills driving confidence. And it is from this driver's point of view that Eagle Premier can be fully appreciated for the logic of its layout and the sophistication of its technology.

Instruments & Controls

Close attention to ergonomic detail has resulted in the placement of all of Premier's instruments and controls within clear view and easy reach. The standard instrument panel

features full analog instrumentation to keep the driver apprised of vehicle speed, engine rpm, fuel level, oil pressure, engine coolant temperature, and trip miles. A low-fuel warning light and digital quartz clock are also standard on

both Premier models.

Among the items standard on ES (and optional on LX) is the Electronic Information Package. This consists of a Trip Computer with reports on time, distance traveled, average speed, stop/start time, fuel range, average fuel economy, instantaneous fuel economy, and outside temperature; and a Vehicle Maintenance Monitor that alerts the driver to low fluids, brake lamp and taillamp outages, door ajar, and regular maintenance due.

Popular options available on Premier include: Convenience Group (tilt steering column and cruise control), power windows, Power Lock Group (doors, decklid, remote lock-door release, and remote-control locks with illuminated entry), and six-way power front seats.

Climate Control & Visibility

Whatever the conditions outside, Premier maintains a quiet, comfortable environment from which to conduct the serious business of driving. The standard rear window defroster with timer and side window defoggers keeps windows clear. Standard

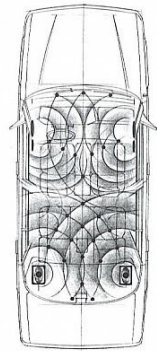
tinted glass helps fight glare and maintain a cool interior temperature. Standard intermittent windshield wipers clear the view. Premier's "smart heater" system delays the blower until the engine has warmed to a level sufficient to produce warm air. And an electronic automatic temperature control, included with the optional air conditioning system, lets you set the temperature automatically with convenient soft-touch controls.

Sound Choices

Premier embraces new developments in car stereo design with a family of state-of-the-art audio systems. Standard for both Premier models is an AM/FM electronically tuned stereo radio including push-button control, liquid crystal display, 20-station memory, and AM stereo reception. An identical system with cassette player and Dolby® noise reduction is available as an option. Or you can opt for the ultimate: Premier's Premium Audio System with AM/FM electronically tuned stereo cassette, separate seven-band push-button equalizer, and Dolby® noise reduction, along with eight premium Accusound by Jensen® speakers (Accusound by Jensen® speakers standard on ES), and a power antenna.



Premier's ergonomically designed instrument panel conveys information clearly and puts command of driving controls within easy reach.



An optional Premium Audio System featuring eight Accusound by Jensen® speakers (standard ES) offers Premier's ultimate sound experience.



Eagle Premier LX.



THE INTEGRITY OF PRODUCT

The idea of automotive product integrity is to define a vehicle's fundamental character—the vehicle seen as a unified whole. At the same time, it recognizes the interdependence of various disciplines upon the whole. Design, engineering, and manufacturing. Each contributes to the overlapping expectations and requirements of the driver and passengers. Yet all must achieve their individual objectives, or otherwise the vehicle's "wholeness"—or integrity—will be fundamentally violated.

The greater the degree to which the original whole vision of a vehicle can be sustained, the closer it will come to satisfying the expectations of the driver. At Eagle, we're dedicated to inspiring the kind of confidence in our automobiles that can only be attained through product integrity. It's a commitment upon which we stake our corporate integrity: that you can *Expect the Best.*



Specifications & Dimensions

Technical Specifications

BRAKES	
Front	Ventilated composite disc, power-assisted, 265 mm rotor diameter
Rear	Composite drum, power-assisted, 225 mm drum diameter
Master Cylinder	Dual diagonal with rear wheel proportioning valve

STEERING	
Type	Power-assisted, rack-and-pinion
Location	Center-mounted

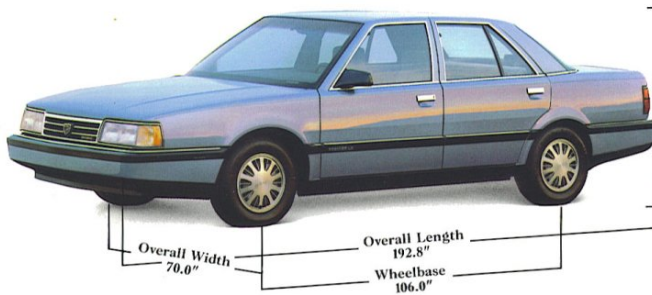
SUSPENSION	
Front	
Type	Independent, MacPherson struts
Spring Type	Coil (six different spring rates matched to vehicle weight and ride/handling package)
Stabilizer Bar	Standard, 26 mm

Rear	
Type	Independent, 4-bar with trailing arms
Spring Type	Torsion bar, 26 mm
Dampening	Gas-filled shock absorbers
Stabilizer Bar	Standard, 22 mm

Transmission Type	Automatic 4-speed	Automatic 4-speed
Mounting Direction	Longitudinal	Longitudinal
Engine Application	2.5 litre	3.0 litre
Controls	Electronic	Mechanical
Gear Ratios		
1st	2.71:1	2.58:1
2nd	1.55:1	1.41:1
3rd	1.00:1	1.00:1
4th	0.68:1	0.74:1
Reverse	2.11:1	2.88:1
Overall Axle Ratio	3.85:1	3.59:1
Torque Converter		
Diameter	250 mm	260 mm
Lockup Features	Mechanical lockup feature in 3rd and 4th gears	Split torque (semi-lockup) feature in 3rd, mechanical lockup feature in 4th gear

ENGINES*		Displacement (cu. in./	
Configuration	2.5 litre (151)/I-4	Configuration	3.0 litre (182)/V6
Horsepower (Bhp)	111 @ 4750 rpm	Horsepower (Bhp)	150 @ 5000 rpm
Torque (lb-ft)	142 @ 2500 rpm	Torque (lb-ft)	171 @ 3750 rpm
Bore x Stroke	98.42 mm x 80.97 mm	Bore x Stroke	93.0 mm x 73.0 mm
Compression Ratio	9.2:1	Compression Ratio	9.3:1
Cylinder Block Material	Cast iron	Cylinder Block Material	Aluminum
Cylinder Head Material	Cast iron	Cylinder Head Material	Aluminum
Camshaft Location (number)	In block (1)	Camshaft Location (number)	Cylinder heads (2)
Fuel Delivery System	Electronic fuel injection (single throttle-body)	Fuel Delivery System	Electronic fuel injection (multi-port)
Combustion Chamber Design	Double-quench	Combustion Chamber Design	Hemispherical
Accessory Drive Belts	Single serpentine	Accessory Drive Belts	Single serpentine

*California emissions package required at extra cost on all vehicles registered in California—not available otherwise.



Base Vehicle Dimensions (inches unless otherwise specified)

EXTERIOR		INTERIOR	
Length		Front Compartment	
Wheelbase	106.0	Headroom	38.5
Overall Length	192.8	Legroom	43.8
Width		Shoulder Room	57.8
Tread		Hiproom	54.8
Front	58.2	Rear Compartment	
Rear	57.1	Headroom	37.5
Overall Width	70.0	Legroom	39.4
Height		Shoulder Room	56.9
Overall Height	53.3	Hiproom	53.9
Turning Diameter		Interior Volume	
Curb-to-Curb (ft.)	36.0	Passenger Room (cu. ft.)	104.7
Wall-to-Wall (ft.)	39.0	Cargo Room (cu. ft.)	16.4
		EPA Total Interior Volume (cu. ft.)	121
		Curb Weight (lbs.)	
		Base Model	2851

Standard Features & Options

S Standard X Optional — Not Available

FUNCTIONAL		LX	ES
Battery	Maintenance-free, 12-volt, 500 amps	S	S
Brakes	Power front disc/rear drum	S	S
Bumpers	5.0-mph impact design	S	S
Chimes	Headlamps-on and seat belt reminder	S	S
Drive Belt	Single belt engine accessory drive, Poly-V serpentine-type	S	S
Electronic Ignition	Computer-controlled	S	S
Electronic Information Package	Includes Trip Computer and Vehicle Maintenance Monitor: Trip Computer functions include time, elapsed time, trip odometer, ambient temperature, average trip fuel economy, instantaneous fuel economy, distance to fuel empty, average speed; Vehicle Maintenance Monitor warning lights include door ajar, brake lamp out, tailamp out, low transmission fluid, low engine oil, low washer fluid, low engine coolant, scheduled maintenance reminder	X	S
Engines	2.5 litre I-4 with single throttle-body electronic fuel injection 3.0 litre V6 overhead camshaft with electronic multi-port fuel injection and aluminum-alloy design	S	—
Front-Wheel Drive	With solid-axle shafts and permanently lubricated constant velocity joints	S	S
Fuel Tank	17.0-gallon capacity	S	S
Hood	Counter-balanced opening hood with gas struts	S	S
Insulation	Extra-quiet sound insulation	S	S
Safety Features	Rear door childproof locks Rear seat courtesy and underhood lighting Child seat restraint anchors Dual hood latches	S	S
Steering	Power rack-and-pinion, center-mounted	S	S
Suspension	Four-wheel independent suspension with gas-filled rear shock absorbers	S	S

Suspension (cont.)	Touring Suspension System with extra-firm front coil springs (included with LX Enthusiast Group)	X	S
Tires	P195/70R14 black sidewall steel-belted all-season tires P205/70HR14 Goodyear Eagle® GT+4 "H" speed-rated, steel-belted radial tires (included with LX Enthusiast Group) Compact temporary spare	S	—
Transmission	4-speed overdrive automatic with mechanical lockup feature	S	S
Wheels	14"x5.5" polycast Eurosport	—	S
Wheel Covers	Full luxury	S	—
Windshield Wipers	Two-speed with intermittent wipe feature	S	S
EXTERIOR Glass	Tinted—all windows	S	S
Graphics/ Appearance	Lower bodyside blackout paint with chip-resistant PVC coating Bodyside and trunk lid accent stripes Bodycolor bumper with black rub strips Wide bodyside protective moldings with bright insert Accent-colored bumpers and rub strips, wide lower bodyside cladding with bright insert	S	S
Grille/ Front End	Bright grille insert with Eagle logo Bright headlamp surround	S	S
Headlamps	Integrated quad aero-style with replaceable halogen bulbs and wraparound front turn signals	S	S
Mirrors	Dual remote-control, black	S	S
Moldings	Bright—side window surround Bright—beltline accent Acrylic clearcoat	S	S
Paint	Acrylic clearcoat	S	S
Stop Lamp	Center high-mounted	S	S
Taillamps	Wraparound style	S	S
INTERIOR Ashtrays	Front and rear	S	S
Audio System	AM/FM electronically tuned stereo radio Four full-range speakers Eight premium Accusound by Jensen® speakers	S	—

Carpeting	Carpeted passenger compartment and rear package tray Carpeted luggage compartment	S	S
Cigarette Lighter	Located in ashtray	S	S
Console	Color-keyed with storage bins included with 45/45 bucket seats	X	S
Defoggers	Front side windows	S	S
Defroster	Rear window, electric	S	S
Floor Mats	Color-keyed, carpeted; front and rear	S	S
Glove Box	Locking	S	S
Headliner	Formed cloth	S	S
Heater	Delayed blower feature delays heater blower motor from operating until engine has sufficiently heated up. Feature may be overridden if desired.	S	S
Hood Release	Inside	S	S
Instrument Panel	Soft-padded, color-keyed, with added storage located under the radio	S	S
Instrumentation	Full analog instrumentation including tachometer, speedometer, odometer, trip odometer, coolant temperature gauge, oil pressure gauge, fuel level gauge Low-fuel warning light	S	S
Light Group	Includes dual map, trunk, underhood, and dual rear courtesy lights, delayed headlamp-off feature	S	S
Mirrors	Day/night rearview Right-hand visor vanity Illuminated, dual visor vanity	S	—
Seats	Luxury cloth 55/45 split bench seats (3-passenger) with driver and passenger seatback recliners; cloth adjustable headrests, seatback and front-door map pockets, front and rear seat center folding armrests, pinstripe velour seat inserts with luxury velour seat-side bolsters Sport luxury cloth 45/45 reclining bucket seats with front and rear see-through adjustable headrests, seatback map pockets, rear seat center folding armrest, diagonal velour inserts with ES velour seat-side bolsters	S	—
Seat Belts	Three-point seat belts with tension eliminators; standard with 55/45 split	—	S



A. Standard dual remote-control mirrors. B. Optional remote-control locking system with illuminated entry (included with optional Power Lock Group). C. Standard overhead courtesy and map lights. D. Optional Premium Audio System with A1. H. Standard retractable coat hooks. J. Optional Automatic Temperature Control with soft-touch heating and cooling controls (included with optional air conditioning system). K. Standard LX luxury wheel cover with stamped Eagle badge (late

Seat Belts (cont.)	bench seat, color-keyed Automatic seat belts included with 45/45 bucket seats; consists of two front two-point motorized automatic shoulder belts with manual lap belts (45/45 seats optional on LX), color-keyed	S	—
Steering Wheel	Leather-wrapped, sport	X	S
OPTIONAL EQUIPMENT**		S	S
Air Conditioning†	Automatic temperature control feature	X	X
Audio Systems	AM/FM electronically tuned stereo radio with premium cassette tape player	X	X
	Premium Audio System—AM/FM electronically tuned stereo cassette/radio with graphic equalizer, eight premium Accusound by Jensen® speakers (standard ES) and power antenna	X	X
Convenience Group	Includes cruise control and six-position tilt steering column	X	X
Electronic Information Package	(see Standard Features)	X	S
Emission Testing	California emission factory testing (mandatory in state of California)	X	X
Engine	3.0 litre V6, with electronic multi-port fuel injection and an aluminum-alloy design (182 CID)	X	S
Enthusiast Group	Includes 14" x 6" lace-style aluminum road wheels, P205/70HR14 Goodyear Eagle® GT+4 black radial tires, bucket seats, Touring Suspension System	X	—
License Plate Bracket	Front (standard in states required)	X	X
Luggage Rack	Rear trunk lid; bright with black accents	X	X
Mirrors	Dual electric remote-control illuminated, dual visor vanity	X	S
Power Lock Group	Includes power door locks, rear trunk lid release, remote fuel-door release, remote-control locking system with illuminated entry	X	X
Power Windows	Power windows with driver's window single-touch down feature	X	X
Seats	Luxury cloth 45/45 reclining bucket seats; cloth adjustable headrests, seatback		

Seats (cont.)	and front-door trip process, rear door center folding armrest, pinstripe velour seat inserts with luxury velour seat-side bolsters; includes center console and motorized automatic front seat belts	X	—
	Leather with vinyl trim seats, front buckets and rear bench (late introduction)	—	X
	Six-way power seats, driver and passenger	X	X
Tires	P205/70HR14 Goodyear Eagle® GT+4 black raised letter, steel-belted radials (4) (available on LX only with Enthusiast Group)	X	S
	Conventional spare tire	X	X
Wheels	14" x 6" lace-style aluminum alloy (4) (also included in LX Enthusiast Group)	X	X

**Some optional equipment is available only as part of an option group. See salesperson for more information.
†There are special engine cooling requirements for field-installed air conditioning. Failure to follow requirements may invalidate warranty. See your dealer for details.

Certain models, packages, and options are subject to specific restrictions, requirements, or late availability. See your dealer for details.

Chrysler Credit Financing

Chrysler Credit offers a variety of finance programs that will help make your new Eagle vehicle even more affordable. They include Gold Key Lease, America's Choice Payment Plan, College Graduate Plans, Retail Financing, and more. Ask your salesperson for details.



CHRYSLER CREDIT
Making the best even more affordable

Every new 1989 Eagle Premier is backed by Chrysler Corporation's 7/70 Protection Plan. Upon expiration of the basic 12-month/12,000-mile new vehicle limited warranty, limited warranty coverage is extended to 7 years or 70,000 miles on powertrain components and to 7 years or 100,000 miles on outerbody rust-through. A deductible may be required. See warranty at your dealer for details.



Optional Service Contract

Additional peace-of-mind protection for Eagle Premier owners is available through Chrysler Service Contracts. The Added Coverage Contract is available in a variety of time and mileage combinations to meet your needs. Added Coverage Contracts extend coverage up to 70,000 miles after the basic 12-month/12,000-mile warranty expires on steering, brakes, air conditioning, electrical, and front suspension components. Towing and car rental allowances are included. A deductible applies. An optional High-Tech Package increasing component coverage is also available. All Added Coverage Contracts reduce any factory warranty deductibles. See your dealer for details.

All product illustrations and specifications are based upon current information at the time of publication approval. Although descriptions are believed correct, accuracy cannot be guaranteed. Chrysler Motors Corporation reserves the right to make changes from time to time, without notice or obligation, in prices, specifications, colors, and materials, and to change or discontinue models. See your dealer for details.

Litho in USA 8/88 Item No. 32532 Buckle up for safety.



A. FM electronically tuned stereo cassette, separate seven-band graphic equalizer, and power antenna. B. Standard rear window defroster. C. Optional rear deck luggage rack. D. Recessed door lock controls (included with optional Power Lock Group). E. Seven-function trip computer (included with Electronic Information Package; standard ES, optional LX). F. Floor-mounted remote release for hood and fuel door (fuel door release included with optional Power Lock Group).

Color & Trim

EXTERIOR COLORS	PREMIER LX				PREMIER ES			
	PINSTRIPE VELOUR FABRIC				SPORT VELOUR FABRIC			
	Charcoal	Navy	Cordovan	Brownstone	Charcoal	Navy	Cordovan	Brownstone
Bright White	■	■	■	■	■	■	■	■
Black	■		■		■		■	
Sterling Silver Metallic	■	■			■	■		
Dover Gray Metallic	■		■		■		■	
Platinum Blue Metallic	■	■						
Dark Baltic Metallic	■	■			■	■		
Dark Cherry Metallic	■		■		■		■	
Sand Metallic				■				■
Dark Driftwood Metallic				■				■
ES Lower Body Side Treatment					Charcoal	Charcoal	Charcoal	Brownstone

Note: All paints are clearcoat finish and offered as standard equipment at no extra cost.



Eagle Premier LX.



Eagle Premier ES.





1989 Eagle Premier, Medallion, and Summit.

