

EXPLORER SPORT TRAC

1

- EXTERIOR
- EXTERIOR FEATURES
- POWER
- INTERIOR
- INTERIOR FEATURES
- COLORS
- DIMENSIONS
- TOWING
- GEAR

0

0

2





NO BOUNDARIES
FORD OUTFITTERS

EXPLORER SPORT TRAC



THIS WAY OUT.

Ford Explorer Sport Trac in Harvest Gold.




Ford Explorer Sport Trac in Toreador Red.
Shown with optional Cargo Cage and dealer-installed bike rack.

ITS CAPABILITIES WILL GROW ON YOU.

There's never been an SUV quite like Explorer Sport Trac. It has a full-size, four-door passenger cabin with all the amenities of a sport utility. A wide open cargo area that's a first for a sport utility. An available, innovative, extendible cargo cage that can give you even more cargo space. Both 4x4 and 4x2 configurations. And a standard 210hp 4.0L SOHC V6 low-emissions engine. All in all, Explorer Sport Trac virtually eliminates limits on where you can go and what you can do.



INNOVATION ABRACADABRA
The optional Cargo Cage rotates 180° to extend the bed to nearly 6 feet. It expands your possibilities immensely.



INNOVATION ABRACADABRA
An industry first, Explorer Sport Trac's all-composite cargo bed is made from SMC plastic, which makes it corrosion proof, scratch resistant and lighter than a steel bed.

EXTERIOR FEATURES

EXTERIOR FEATURES

Solar-Tinted Glass	S
Privacy Glass (rear doors/rear window)	S
Wheels - 15" Silver Styled Steel	S
Wheels - 16" Bright Cast Aluminum (included in Premium Sport Group)	O
Wipers - Front Speed-Dependent, Intermittent	S
Fold-Out Cargo Cage	O
Hard Tonneau Cover	O
Roof Rails	S
Skid Plates (4x4 transfer case only)	S
Stainless Steel Exhaust	S
Fuel Tank - 20.5 Gallon	S

PERFORMANCE FEATURES

4.0L SOHC V6 (5-Speed Manual O/D Transmission)	S
4.0L SOHC V6 (5-Speed Automatic O/D Transmission)	O
California Emissions	S
4x4 System - Shift-On-The-Fly	O
Front/Rear Stabilizer Bar	S
Limited Slip Rear Axle	O
P235/75R15 OWL All-Season Tires (4X2)	S
P235/75R15 OWL All-Terrain Tires (4x4)	S
P255/70R16 OWL All-Terrain Tires (Included in Premium Sport Group)	O

SAFETY AND SECURITY FEATURES

Airbags - Driver and Right Front Passenger*	S
Child Safety Latches on Rear Doors	S
4-Wheel Anti-Lock Braking System	S
SecuriLock™ Passive Anti-Theft System	S
Side Door Intrusion Beams	S
Standard S Optional O	

*Remember, always wear your safety belt and secure children in the rear seat.

POWER

EXTERIOR OUTFITTING



Standard 4.0L SOHC V6 engine puts out 210 HP@5200 rpm and 240 ft-lb torque@3000 rpm. Low emissions make it environmentally responsible.



15" silver styled steel wheel P235/75R15 OWL all-terrain tire. Standard on 4x4. P235/75R15 OWL all-season tire standard on 4x2. 15" full-size steel spare wheel.



16" bright cast aluminum wheel P255/70R16 OWL all-terrain tire. Included in optional Premium Sport Group. 16" full-size steel spare wheel.



60/40 rear split bench folds down for more interior cargo space, shown with optional Leather Comfort Group in Medium Prairie Tan. Sport Trac instrument panel in Dark Graphite.



RUGGED COMFORT:
BALANCE WITHOUT COMPROMISE.



EAR CONDITIONING
Optional 80-watt Pioneer™ Audiophile System, with AM/FM stereo, 6-disc in-dash CD player and seven speakers, provides orchestration for your upcoming outdoor adventures.



GROUND FLOOR
The great outdoors is covered with dirt. So Explorer Sport Trac's washable rubber flooring and Berber floor mats make cleanup easy.



LIGHT SHOW
White-faced analog gauges with color backlighting look great and are easy to read. Includes tachometer and trip odometer.

INTERIOR FEATURES

Air Conditioning - Manual	S
Side Window Demisters	S
Power Lock/Windows	S
Floor Console - Cupholders (2 front, 2 rear), Padded Armrest, Removable Soft Pack Storage Bag	S
AM/FM Stereo/Cassette w/Single CD Player; 4 Speakers	S
Pioneer™ Audiophile System with 6-Disc In-Dash CD Player (80 watts); sub woofer included	O
Berber Floor Mats, Front and Rear	S
Seats - Front Cloth Captain's Chairs, 60/40 Rear Split Fold-Flat Bench w/Adjustable Head Restraints	S
Power Moonroof	O
Convenience Group Autolock/Relock (w/automatic transmission), Remote Keyless Entry w/Keypad, Speed Control/Tilt Steering Wheel	O
Comfort Group Cloth Low-Back Bucket Seats w/Adj. Head Restraints, 6-Way Power Driver's Seat, Overhead Console w/Outside Temperature and Compass, High Series Floor Console w/Rear Climate/Audio Controls	O
Leather Comfort Group Leather-trimmed Low-Back Bucket Seats w/Adj. Head Restraints, 6-Way Power Driver's Seat w/Driver and Pass. Manual Lumbar, High Series Floor Console w/Rear Climate/Audio Controls, Overhead Console w/Outside Temp. and Compass	O
Premium Sport Group Fog Lamps, P255/70R16 OWL All-Terrain Tires, Front Tow Hooks (2), Cast Aluminum Bright 16" Wheels, Side Step Bars	O

Standard S Optional O

Following publication of the catalog, certain changes in standard equipment, options and the like, or product delays, may have occurred which would not be included in these pages. Your Ford Dealer is your best source for up-to-date information. Ford Division reserves the right to change product specifications at any time without incurring obligations.

Competitive comparisons based on publicly available information at time of printing.

COLORS

COLOR AND TRIM	Medium Prairie Tan	Dark Graphite
Black Clearcoat	•	•
Harvest Gold Clearcoat Metallic	•	
Estate Green Clearcoat Metallic	•	
Deep Wedgewood Blue Clearcoat Metallic		•
Toreador Red Clearcoat Metallic	•	•
Island Blue Clearcoat Metallic		•
Silver Frost Clearcoat Metallic		•
Oxford White Clearcoat	•	•

Vehicles shown may include optional equipment.



-  Black Clearcoat
-  Harvest Gold Clearcoat Metallic
-  Estate Green Clearcoat Metallic
-  Deep Wedgewood Blue Clearcoat Metallic
-  Toreador Red Clearcoat Metallic
-  Island Blue Clearcoat Metallic
-  Silver Frost Clearcoat Metallic
-  Oxford White Clearcoat

INTERIOR OUTFITTING



A power moonroof, with interior shade, is available on Explorer Sport Trac (requires the optional Convenience Group and Cloth or Leather Comfort Group).



Another Explorer Sport Trac innovation: standard power rear window. Tap the control knob and it lowers a couple inches for venting. Twist the knob and it lowers all the way for an open-air driving experience.



Standard cloth front captain's chairs in Medium Prairie Tan or Dark Graphite.



Cloth low-back front bucket seats with adjustable head restraint, 6-way power driver's seat, in Medium Prairie Tan or Dark Graphite. Included with optional Cloth Comfort Group.



Leather-trimmed front low-back buckets with 6-way power driver's seat, driver/passenger lumbar support, in Medium Prairie Tan (shown) or Dark Graphite. Included with optional Leather Comfort Group.

DIMENSIONS

EXTERIOR DIMENSIONS

EXTERIOR DIMENSIONS		EXPLORER SPORT TRAC 4x2 • 4x4	
A	Overall Length	205.9"	
B	Wheelbase	125.9"	
C	Overhang	front	34.6"
D		rear	45.4"
E	Overall Width	71.8"	
F	Height (empty, includes roof rack where applicable)	70.1" • 70.1"	
G	Ground Clearance (empty)	6.7"	
H	Load Floor Height (empty)	31.8"	
I	Ramp Breakover Angle (empty)	22.3° • 22.4°	
J	Angle of Departure	22.4° • 22.5°	
K	Angle of Approach	26.8° • 26.6°	
Seating (maximum)		5	


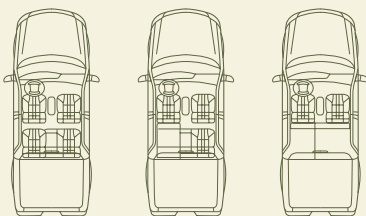
INTERIOR DIMENSIONS

INTERIOR DIMENSIONS		EXPLORER SPORT TRAC
FIRST ROW		
Head room		39.4"
Shoulder room		56.7"
Hip room		52.7"
Leg room		42.4"
SECOND ROW		
Head room		38.9"
Shoulder room		56.9"
Hip room		52.7"
Leg room		37.8"


* SAE J1100 (Jun 98) Volume 6 method. With 3rd row seats removed (where applicable) and 2nd row seats folded or flipped down.

INTERIOR SEATING/CARGO CONFIGURATIONS

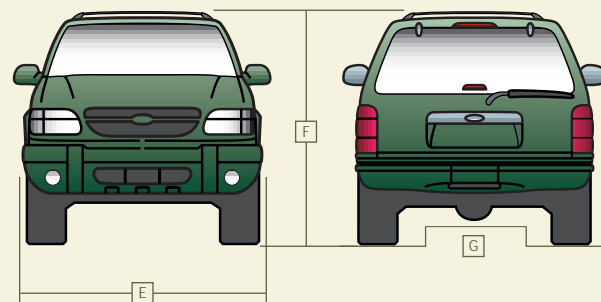
EXPLORER
SPORT TRAC
Explorer Sport Trac
seats 5. Rear
60/40 split bench
seat can tip and
fold flat, one side
or both.




A Overall length measures from the rear bumper to the front bumper. **B** Wheelbase measures the distance between the centers of the front and rear wheels (or axle). **C** Front overhang measures the distance from center of the front wheel (or axles) to front bumper. **D** Rear overhang measures the distance from center of the rear wheel (or axle) to rear bumper.



H Load floor height measures the distance from ground to cargo floor. **I** Ramp breakover angle measures the maximum angle of a rise that the vehicle can clear between its front and rear wheels.



E Overall width measures the widest point at the sides of the vehicle excluding mirrors. **F** Height measures from the ground to the highest point on the roof of the empty vehicle. **G** Ground clearance measures between the ground and the lowest point of the vehicle.



J Angle of departure measures the angle between the ground from the trailing edge of the rear bumper (or lowest rear component) to a tangent with the rear tire. **K** Angle of approach measures the angle between the ground from the leading edge of the front bumper (or lowest front component) to a tangent with the front tire.

TOWING

	POWERTRAIN PERFORMANCE		MAXIMUM TRAILER WEIGHT	
	HORSEPOWER	TORQUE	AXLE RATIO	EXPLORER SPORT TRAC 4x2 / 4x4
4.0L SOHC V6 5-SPD MANUAL OD	210 @ 5250 rpm	240 @ 3250 rpm	3.73/4.10	2740 2520
4.0L SOHC V6 5-SPD AUTO OD	210 @ 5200 rpm	240 @ 3000 rpm	3.73/4.10	5300 5080

GREAT GEAR
DEALER ACCESSORIES

Wherever your dream destination may be, your Ford Dealer can help you outfit your SUV with a wide range of dealer-installed gear. Be sure to check with them for availability and selection.



Keep the cargo area neat and clean with a custom-fit cargo mat.



This roll-up rubber bed mat helps protect both your stuff and the bed.



Run out of room? This removable Yakima cargo basket is a great way to expand storage.



Help protect your gear from the elements and prying eyes with a soft tonneau cover.



Mud flaps help keep debris from harming your SUV's finish.



Keep items organized with a handy cargo bed divider.



Ford Credit's Red Carpet Lease
Many lease managers have completed many hours of training in a Red Carpet Lease program designed to make us the best in the business. We think you'll find a Red Carpet Lease the best way to lease.

Under the New Vehicle Limited Warranty, you'll receive bumper-to-bumper no-deductible coverage on your new Ford vehicle for 3 years/36,000 miles. You'll also receive unlimited-mileage, no-deductible corrosion perforation coverage for five years.

Ask your Ford Dealer for a copy of this warranty.

During its 3-year/36,000-mile limited warranty period, every new Ford vehicle includes the assurance and support of a 24-hour emergency Roadside Assistance program. Roadside Assistance includes such services as fuel delivery, tire changes, jump starts, and help when you are locked out of your vehicle. Ask your Ford Dealer for complete details about this program.

Complete information on our vehicle lineup is available on our web site. To get more information before you visit your Ford Dealer, please visit us at www.fordvehicles.com.

Likewise, to get details on various financing options available on your new Ford vehicle, please visit our web site at www.fordcredit.com.

Doing so can give you a head start before talking to your Ford Dealer about financing your new Ford vehicle.