


**EVERYWHERE YOU LOOK,
IT'S BIG.**



TUNDRA

2007

 **TOYOTA** moving forward



TUNDRA 07



TOYOTA | *moving forward* ▶



4x2 Regular Cab w/4.0-Liter V6
5-Speed Automatic (8202)
MSRP** Starting At: \$22,290.00



4x2 Regular Cab Long Bed w/4.0-Liter V6
5-Speed Automatic (8204)
MSRP** Starting At: \$22,620.00



4x2 Regular Cab w/4.7-Liter V8
5-Speed Automatic (8222)
MSRP** Starting At: \$23,430.00



4x2 Regular Cab w/5.7-Liter V8
6-Speed Automatic (8224)
MSRP** Starting At: \$24,380.00



4x2 Regular Cab Long Bed w/4.7-Liter V8
5-Speed Automatic (8226)
MSRP** Starting At: \$23,760.00



4x2 Regular Cab Long Bed w/5.7-Liter V8
6-Speed Automatic (8228)
MSRP** Starting At: \$24,710.00

Exterior colors available for your Tundra*

Super White		Silver Sky Metallic		Slate Metallic		Black	
Radiant Red		Salsa Red Pearl		Desert Sand Mica		Pyrite Mica	
Timberland Mica		Nautical Blue Metallic		Blue Streak Metallic			

Interior colors available for your Tundra*

Graphite Fabric		Sand Beige Fabric	
-----------------	--	-------------------	--

*This vehicle eBrochure is designed to identify vehicles commonly available in your area. If you would prefer to purchase a vehicle with no options or additional options, please contact your local dealer to check for current availability or the possibility of placing an order for such a vehicle.

MSRP**
2007 Manufacturer's Suggested Retail Price, excludes the Delivery, Processing and Handling Fee of \$620 for Cars and \$645 for Trucks, Vans and SUVs. (Historically, vehicle manufacturers and distributors have charged a separate fee for processing, handling and delivering vehicles to dealerships. Toyota's charge for these services is called the "Delivery, Processing and Handling Fee" and is based on the value of the processing, handling and delivery services Toyota provides as well as Toyota's overall pricing structure. Toyota may make a profit on the Delivery, Processing and Handling Fee.) Excludes taxes, license, title and available or regionally required equipment. The Delivery, Processing and Handling Fee in AL, AR, FL, GA, LA, MS, NC, OK, SC and TX is \$50-\$55 higher for Trucks, Sienna and SUVs, and \$55 higher for all other Toyota vehicles. Actual dealer price may vary. Pricing, specifications, standard features and available equipment are based on information available when this page was produced and are subject to change without notice.



Standard Features and Options*

S = Standard O = Optional P = Part of Package

4x2 Regular
Cab w/4.0-Liter
V6 5-Speed
Auto (8202)

4x2 Regular
Cab Long Bed
w/4.0-Liter V6 5-
Speed Auto
(8204)

4x2 Regular
Cab w/4.7-Liter
V8 5-Speed
Auto (8222)

4x2 Regular
Cab w/5.7-Liter
V8 6-Speed
Auto (8224)

4x2 Regular
Cab Long Bed
w/4.7-Liter V8 5-
Speed Auto
(8226)

4x2 Regular
Cab Long Bed
w/5.7-Liter V8 6-
Speed Auto
(8228)

MECHANICAL & PERFORMANCE

4.0-liter DOHC EFI V6, 24-valve engine with VVT-i	S	S	-	-	-	-
4.7-liter DOHC EFI V8, 32-valve engine with VVT-i	-	-	S	-	S	-
5.7-liter DOHC EFI V8, 32-valve engine with Dual VVT-i	-	-	-	S	-	S
5-speed automatic overdrive	S	S	S	-	S	-
6-speed automatic overdrive	-	-	-	S	-	S
Front independent coil-spring high-mounted double wishbone with stabilizer bar and low-pressure nitrogen gas shocks; rear live axle with trapezoidal multi-leaf rear suspension and staggered low-pressure nitrogen gas shocks	S	S	S	S	S	S
Rack-and-pinion hydraulic power steering	S	S	S	S	S	S
V8 Tow Package [11] - includes heavy-duty tow hitch receiver, 7-pin connector, trailer brake control prewire, supplemental transmission cooler, TOW/HAUL mode (not available on 4.7L models), transmission temperature gauge, 4.300 rear axle ratio (4.100 rear axle ratio on 4.7L models)	-	-	S	S	S	S

SAFETY

Star Safety System™ -Vehicle Stability Control (VSC) [1] + Traction Control (TRAC), Anti-lock Brake System (ABS) with Electronic Brake-force Distribution (EBD) and Brake Assist [2]	S	S	S	S	S	S
Driver and front passenger advanced airbags with Occupant Classification System [3] and passenger airbag cutoff switch	S	S	S	S	S	S
Driver and front passenger seat-mounted side airbags and roll-sensing side curtain airbags (RSCA) [3]	S	S	S	S	S	S
Automatic Limited-Slip Differential (Auto LSD)	S	S	S	S	S	S
3-point seatbelts in all seating positions	S	S	S	S	S	S

*This vehicle eBrochure is designed to identify vehicles commonly available in your area. If you would prefer to purchase a vehicle with no options or additional options, please contact your local dealer to check for current availability or the possibility of placing an order for such a vehicle.



Standard Features and Options*

S = Standard O = Optional P = Part of Package

	4x2 Regular Cab w/4.0-Liter V6 5-Speed Auto (8202)	4x2 Regular Cab Long Bed w/4.0-Liter V6 5-Speed Auto (8204)	4x2 Regular Cab w/4.7-Liter V8 5-Speed Auto (8222)	4x2 Regular Cab w/5.7-Liter V8 6-Speed Auto (8224)	4x2 Regular Cab Long Bed w/4.7-Liter V8 5-Speed Auto (8226)	4x2 Regular Cab Long Bed w/5.7-Liter V8 6-Speed Auto (8228)
Child Restraint System (CRS) top tether anchors for center and passenger seats, passenger-side ISO-FIX anchor	S	S	S	S	S	S
Engine immobilizer	-	-	S	S	S	S
EXTERIOR						
18-in. steel wheels with P255/70R18 tires	S	S	S	S	S	S
18-in. styled steel wheels with P255/70R18 tires	O	O	O	O	O	O
Black front and rear bumpers	S	S	S	S	S	S
Color-keyed front and rear bumpers	-	-	P	P	P	P
Color-keyed upper and chrome lower front bumper with chrome rear bumper	P	P	P	P	P	P
Black grille surround	S	S	S	S	S	S
Black door handles	S	S	S	S	S	S
Black tailgate handle	S	S	S	S	S	S
Power black outside mirrors	O	O	O	O	O	O
High Solar Energy-Absorbing (HSEA) rear glass	S	S	S	S	S	S
Sliding rear window with privacy glass	O	O	O	O	O	O
Fog lamps	-	-	P	P	P	P
Tailgate assist	S	S	P	S	S	S
Deck Rail System with four adjustable tie-down cleats	O	O	O	O	O	O
Deck rail caps	S	S	S	S	S	S
COMFORT & CONVENIENCE						
Front bench seat-40/20/40 with passenger-side fold-flat	S	S	S	S	S	S
Bucket seats with passenger-side fold-flat	O	O	O	O	O	O

*This vehicle eBrochure is designed to identify vehicles commonly available in your area. If you would prefer to purchase a vehicle with no options or additional options, please contact your local dealer to check for current availability or the possibility of placing an order for such a vehicle.



Standard Features and Options*

S = Standard O = Optional P = Part of Package

	4x2 Regular Cab w/4.0-Liter V6 5-Speed Auto (8202)	4x2 Regular Cab Long Bed w/4.0-Liter V6 5-Speed Auto (8204)	4x2 Regular Cab w/4.7-Liter V8 5-Speed Auto (8222)	4x2 Regular Cab w/5.7-Liter V8 6-Speed Auto (8224)	4x2 Regular Cab Long Bed w/4.7-Liter V8 5-Speed Auto (8226)	4x2 Regular Cab Long Bed w/5.7-Liter V8 6-Speed Auto (8228)
4-way adjustable driver-side and passenger-side seats	S	S	S	S	S	S
2-way adjustable headrests in all positions	S	S	S	S	S	S
Fabric seating	S	S	S	S	S	S
Tilt steering wheel with column shifter (bench seat)	S	S	S	S	S	S
Tilt/telescopic steering wheel with console shifter (bucket seats)	O	O	O	O	O	O
Center console box	O	O	O	O	O	O
2-speed windshield wipers	S	S	S	S	S	S
Variable intermittent windshield wipers	P	P	P	P	P	P
Auto-dimming rearview mirror with compass, HomeLink® [5] universal transceiver, and map lamps	O	O	O	O	O	O
Fabric sun visors	S	S	S	S	S	S
Vinyl flooring	S	S	S	S	S	S
Carpet flooring	O	O	O	O	O	O
Four cup holders	S	S	S	S	S	S
Two power points	S	S	S	S	S	S
Speedometer, tachometer, tripmeter, digital clock, temperature gauge	S	S	S	S	S	S
Automatic transmission oil temperature gauge	-	-	O	O	O	O
AM/FM/CD, four speakers with digital audio input	S	S	S	S	S	S
AM/FM/6-disc in-dash CD changer with four speakers and digital audio input	O	O	O	O	O	O
Fixed mast antenna	S	S	S	S	S	S
Dual zone (driver and passenger) manual air conditioning	S	S	S	S	S	S
Power windows, locks, mirrors	P	P	P	P	P	P
Cruise control	P	P	P	P	P	P
Remote keyless entry system	P	P	P	P	P	P

*This vehicle eBrochure is designed to identify vehicles commonly available in your area. If you would prefer to purchase a vehicle with no options or additional options, please contact your local dealer to check for current availability or the possibility of placing an order for such a vehicle.

TUNDRA 07



Standard Features and Options*

S = Standard O = Optional P = Part of Package

	4x2 Regular Cab w/4.0-Liter V6 5-Speed Auto (8202)	4x2 Regular Cab Long Bed w/4.0-Liter V6 5-Speed Auto (8204)	4x2 Regular Cab w/4.7-Liter V8 5-Speed Auto (8222)	4x2 Regular Cab w/5.7-Liter V8 6-Speed Auto (8224)	4x2 Regular Cab Long Bed w/4.7-Liter V8 5-Speed Auto (8226)	4x2 Regular Cab Long Bed w/5.7-Liter V8 6-Speed Auto (8228)
Ashtray and cigarette lighter	S	S	S	S	S	S

*This vehicle eBrochure is designed to identify vehicles commonly available in your area. If you would prefer to purchase a vehicle with no options or additional options, please contact your local dealer to check for current availability or the possibility of placing an order for such a vehicle.



Options*

4x2 Regular Cab Options

18-in. styled steel wheels with P255/70R18 tires

18-in. alloy wheels with P275/65R18 tires

AM/FM with 6-disc in-dash CD changer and audio input point, four speakers

Front- and rear-clearance sonar

Auto-dimming rearview mirror with HomeLink® [5] universal transceiver, compass and maplights

Daytime Running Lights (DRL)

Anti-theft alarm system

Cloth bucket seats with passenger-side fold-flat and 2-way adjustable headrests, manual driver-side power 10-way adjustable, passenger-side manual 4-way adjustable, tilt/telescopic steering wheel, console shifter, trip computer and center console box

Center-console storage area with sliding armrest for laptop computer or hanging file folder storage

Heated power outside mirrors—black

Windshield wipers - variable intermittent

Tow mirrors [4] - power, heated, extendable with turn signals, black

Mudguards, front and rear—black

Sliding rear window with privacy glass

Deck rail system with four adjustable tie-down cleats

4x2 Regular Cab Packages

Cold-Kit Package

- Heavy-duty battery
- Heavy-duty starter
- Enhanced anti-corrosion protection
- Windshield wiper de-icer grid with timer

SR5 Package

- Color-keyed upper and chrome lower front bumper with chrome grille surround and rear bumper
- Engine skid plate
- Power windows and door locks
- Cruise control
- Remote keyless entry system
- Windshield wipers—variable intermittent
- Flooring—carpet
- Fabric—SR5
- SR5 badges

Sport Appearance Package

- Color-keyed front and rear bumpers

*This vehicle eBrochure is designed to identify vehicles commonly available in your area. If you would prefer to purchase a vehicle with no options or additional options, please contact your local dealer to check for current availability or the possibility of placing an order for such a vehicle.



- Color-keyed grille surround
- Fog lamps
- Sliding rear window with privacy glass
- Power windows, door locks, outside mirrors
- Engine skid plate
- Cruise control
- Remote keyless entry system
- Windshield wipers—variable intermittent
- Flooring—carpet
- Fabric—SR5
- SR5 badges

TRD Off-Road Package (not available on Long Bed models)

- Off-road-tuned suspension
- Unique 18-in. aluminum alloy wheels
- P275/65R18 BFGoodrich® tires
- Fog lamps
- Front tow hooks
- TRD Off-Road Package graphics
- Sliding rear window with privacy glass
- Color-keyed upper and chrome lower front bumper with chrome grille surround and rear bumper
- Engine skid plate
- Power windows, door locks, outside mirrors
- Cruise control
- Remote keyless entry system
- Windshield wipers—variable intermittent
- Flooring—carpet
- Fabric—SR5
- SR5 badges

*This vehicle eBrochure is designed to identify vehicles commonly available in your area. If you would prefer to purchase a vehicle with no options or additional options, please contact your local dealer to check for current availability or the possibility of placing an order for such a vehicle.



ACCESSORIES - EXTERIOR



Ball Mounts
\$29.00

**Parts Only MSRP



Bed Cleat
\$42.00

**Parts Only MSRP



Bed Extender
\$320.00

*Installed MSRP



Bed Mat
SB/RB - \$127.00
LB - \$137.00

*Installed MSRP



Bed Rug
SB - \$409.00
RB - \$419.00
LB - \$434.00

**Parts Only MSRP



Bedliner
w/o Deck Rail SB/RB - \$325.00
w/o Deck Rail LB - \$355.00
w/Deck Rail SB/RB - \$345.00
w/Deck Rail LB - \$375.00

*Installed MSRP



Brushed Stainless Steel Step Board
\$559.00

*Installed MSRP



Cargo Divider
\$330.00

*Installed MSRP



Cargo Net
\$49.00

*Installed MSRP



Carved 20" Alloy Wheel
\$2,200.00

*Installed MSRP



Deck Rail w/Bed Cleats
SB/RB - \$210.00
LB - \$220.00

*Installed MSRP



Exhaust Tip
\$69.00

*Installed MSRP

* Installed MSRP is the Manufacturer's Suggest Retail Price for accessories installed by the manufacturer.

Actual prices for dealer installed accessories may vary. Please see your local Toyota dealer for pricing.

** Installation not included. See your local dealer for installed pricing.



ACCESSORIES - EXTERIOR



Front Skid Plate

\$425.00

*Installed MSRP



Locking Bike Fork Attachment

\$95.00

*Installed MSRP



Mini Tie Down w/Hook

\$45.00

*Installed MSRP



Spare Tire Lock

\$73.00

*Installed MSRP



Tow Hitch

DH - \$820.00

DI - \$485.00

*Installed MSRP



TRD Dual Side Exhaust

\$1,065.00

*Installed MSRP



Tube Steps

Chrome - \$519.00

Black - \$475.00

*Installed MSRP



Wheel Locks

\$79.00

*Installed MSRP

These exterior accessories are also available:

- 22" TRD Forged Alloy Wheel
- Hard Tonneau Cover
- Hood Protector
- License Plate Front Bracket
- TRD Performance Air Filter
- TRD Billet Oil Cap
- TRD Cold Air Intake
- TRD Rear Sway Bar
- TRD Big Brake Kit

* Installed MSRP is the Manufacturer's Suggest Retail Price for accessories installed by the manufacturer.

Actual prices for dealer installed accessories may vary. Please see your local Toyota dealer for pricing.

** Installation not included. See your local dealer for installed pricing.



ACCESSORIES - INTERIOR



All Weather Mats
2-PC Set - \$94.00
4-PC Set - \$162.00
*Installed MSRP



Auto Dimming Mirror
\$280.00
*Installed MSRP



Back-Up Camera w/Monitor
\$695.00
*Installed MSRP



Carpet Floor Mats
2-PC Set - \$111.00
4-PC Set - \$178.00
*Installed MSRP



Door Sill Protector
Reg. Cab - \$32.00
Double Cab - \$40.00
CrewMax - \$48.00
**Parts Only MSRP



Emergency Assistance Kit
\$70.00
*Installed MSRP



First Aid Kit
\$29.00
*Installed MSRP



Glass Breakage Sensor
\$165.00
Securtiy TVIPRS3200 Plus
\$299.00
*Installed MSRP



Remote Engine Start
\$529.00
*Installed MSRP



Satellite Radio - XM
\$449.00
*Installed MSRP



Seat Back Storage
\$65.00
*Installed MSRP



Shift Knob
\$85.00
*Installed MSRP

* Installed MSRP is the Manufacturer's Suggest Retail Price for accessories installed by the manufacturer. Actual prices for dealer installed accessories may vary. Please see your local Toyota dealer for pricing.
** Installation not included. See your local dealer for installed pricing.



ACCESSORIES - INTERIOR



Sport Pedals

\$85.00

*Installed MSRP



Under Seat Storage

\$65.00

*Installed MSRP



Wireless Headphones

\$82.00

*Installed MSRP

* Installed MSRP is the Manufacturer's Suggest Retail Price for accessories installed by the manufacturer.
Actual prices for dealer installed accessories may vary. Please see your local Toyota dealer for pricing.
** Installation not included. See your local dealer for installed pricing.



Specifications	4x2 Regular Cab w/4.0-Liter V6 5- Speed Auto (8202)	4x2 Regular Cab Long Bed w/4.0-Liter V6 5-Speed Auto (8204)	4x2 Regular Cab w/4.7-Liter V8 5- Speed Auto (8222)	4x2 Regular Cab w/5.7-Liter V8 6- Speed Auto (8224)	4x2 Regular Cab Long Bed w/4.7-Liter V8 5-Speed Auto (8226)	4x2 Regular Cab Long Bed w/5.7-Liter V8 6-Speed Auto (8228)
Mechanical/Performance						
Engine	4.0-liter DOHC 24-valve EFI V6, with VVT-i - 236 hp @ 5200 rpm 266 lb.-ft. @ 4000 rpm		4.7-liter DOHC 32-valve EFI V8, with VVT-i - 271 hp @ 5400 rpm 313 lb.-ft. @ 3400 rpm	5.7-liter DOHC 32-valve EFI V8, with Dual VVT-i - 381 hp @ 5600 rpm 401 lb.-ft. @ 3600 rpm	4.7-liter DOHC 32-valve EFI V8, with VVT-i - 271 hp @ 5400 rpm 313 lb.-ft. @ 3400 rpm	5.7-liter DOHC 32-valve EFI V8, with Dual VVT-i - 381 hp @ 5600 rpm 401 lb.-ft. @ 3600 rpm
Transmission	5-speed automatic overdrive transmission			6-speed automatic overdrive transmission	5-speed automatic overdrive transmission	6-speed automatic overdrive transmission
Suspension	Front independent coil-spring high-mounted double wishbone with stabilizer bar and low-pressure nitrogen gas shocks, rear live axle with trapezoidal multi-leaf rear suspension and staggered low-pressure nitrogen gas shocks					
Brakes	Power-assisted four-wheel Anti-lock Brake System (ABS) with Electronic Brake-force Distribution (EBD), Brake Assist [1], Vehicle Stability Control (VSC) [2], Traction Control (TRAC) and Automatic Limited-Slip Differential (Auto LSD)					
Steering	Rack-and-pinion hydraulic power steering					
Exterior (in.)						
Overall height	75.8					
Overall width	79.9					
Overall length	209.8	228.7	209.8		228.7	
Wheelbase	126.8	145.7	126.8		145.7	
Inside bed length	78.7	97.6	78.7		97.6	
Inside bed depth	22.2					
Inside bed width at tailgate	66.4					
Inside bed width between wheelwells	50.0					



Specifications	4x2 Regular Cab w/4.0-Liter V6 5- Speed Auto (8202)	4x2 Regular Cab Long Bed w/4.0-Liter V6 5-Speed Auto (8204)	4x2 Regular Cab w/4.7-Liter V8 5- Speed Auto (8222)	4x2 Regular Cab w/5.7-Liter V8 6- Speed Auto (8224)	4x2 Regular Cab Long Bed w/4.7-Liter V8 5-Speed Auto (8226)	4x2 Regular Cab Long Bed w/5.7-Liter V8 6-Speed Auto (8228)
Front/Rear track	67.9					
Ground clearance	10.2					
Angle of approach/departure (degrees)	27/26	28/25	27/26		28/25	
Interior (in.)						
Head room	40.2					
Leg room	42.5					
Shoulder room	66.7					
Hip room	63.0					
Maximum seating capacity	3					
Weights and Capacities						
Curb Weight	4610	4715	4850	4890	4955	5010
Payload Capacity	1590	1685	1750	1690	1845	1990
Towing Capacity	5100	5000	8500	10400	8400	10800
Gross Vehicle Weight Rating (GVWR)	6200	6400	6600		6800	7000
Tires and Wheels						
Type	18-in. steel wheels with P255/70R18 tires					
EPA Mileage Estimates						
Miles Per Gallon (mpg city/highway) [5]	17/20		15/18	16/20	15/18	16/20



Warranties

Basic: 36 months/36,000 miles (all components other than normal wear and maintenance items).

Powertrain: 60 months/60,000 miles (engine, transmission/transaxle, front-wheel drive, rear-wheel drive, seatbelts and airbags).

Rust-Through: 60 months/unlimited miles (corrosion perforation of sheet metal).

Federal Emission Coverage: Components under the federal emission defect warranty are covered for 36 months/36,000 miles and specified major emission control components are covered for 8 years/80,000 miles. Specified major emission control components under emission performance warranty are also covered for 8 years/80,000 miles. In addition, emission performance warranty is applicable for 24 months/24,000 miles in states and local jurisdictions that require a periodic EPA-approved inspection and maintenance program.

California Emission Control Coverage: In California and any other state that adopts California emission warranty provisions, performance warranty and defect warranty coverage is applicable for 36 months/50,000 miles, and specific control devices are covered for 7 years/70,000 miles.

Accessories: Warranty coverage is for 12 months, regardless of mileage. If the part or accessory is installed during the New Vehicle Limited Warranty period, coverage is for 12 months or the remainder of the applicable warranty coverage, whichever is greater, with the exception of car covers, which are covered for 12 months only.

You may be eligible for transportation assistance if it's necessary that your vehicle be kept overnight for repairs covered under warranty. Please see your authorized Toyota dealership for further details.

For complete details about Toyota's warranties, please visit www.toyota.com, refer to the applicable Owner's Warranty Information booklet or see your Toyota dealer.

In addition, there may be times when we will establish a special policy adjustment that will further defray repair costs. For details about the new vehicle limited warranty, see your Toyota dealer. And for complete details of Toyota's warranties, please refer to your Owner's Warranty.

Disclaimers

[1] Vehicle Stability Control (VSC) is an electronic system designed to help the driver maintain vehicle control under adverse conditions. It is not a substitute for safe driving practices. Factors including speed, road conditions and driver steering input can all affect whether VSC will be effective in preventing a loss of control. Please see your Owner's Manual for further details.

[2] Brake Assist is designed to help the driver take full advantage of the benefits of ABS. It is not a substitute for safe driving practices. Braking effectiveness also depends on proper brake-system maintenance and tire and road conditions.

[3] All the airbag (AB) systems are Supplemental Restraint Systems. All ABs (if installed) are designed to inflate only under certain conditions and in certain types of severe collisions: frontal and knee ABs typically inflate in frontal collisions; side and side curtain ABs in side collisions; Roll-Sensing Curtain ABs at a severe tilt degree, roll or lateral G-force. In all other accidents, the ABs will not inflate. To decrease the risk of injury from an inflating AB, always wear seatbelts, sit upright in the middle of the seat as far back as possible and do not lean against the door. Do not put objects in front of an AB or around the seatback. Do not use a rearward-facing child seat in any front passenger seat. The force of an inflating AB may cause serious injury or death. See your Owner's Manual for further information/warnings.

[4] HomeLink® is a registered trademark of Johnson Controls, Inc.

[5] The phones on this site have been tested for Bluetooth® compatibility with Toyota vehicles. Performance will vary based on phone software version, coverage and your wireless carrier. Phones are warranted by their manufacturer, not Toyota.

[6] The navigation system is designed to assist in locating an address or point of interest. Discrepancies may be encountered between the system and your actual location. Road system changes may affect the accuracy of the information provided. Rely on your common sense to decide whether to follow a specified route. Detailed coverage not available in every city or roadway. Periodic updates available at an additional cost. See your Navigation System Owner's Manual for further details.

[7] The backup camera does not provide a comprehensive view of the rear area of the vehicle. You should also look around outside your vehicle and use your mirrors to confirm rearward clearance. Cold weather will limit effectiveness and view may become cloudy.

[8] Headphones are for passenger use only. Do not use while operating vehicle.

[9] Standard on V8 Long Bed.

[10] Payload is the GVWR minus curb weight and includes weight of occupants, optional equipment and cargo, limited by weight distribution. Payload is not the Vehicle Capacity Weight as defined by FMVSS 110, which will vary according to installed optional equipment.

[11] Before towing, confirm your vehicle and trailer are compatible, hooked up and loaded properly and that you have any necessary additional equipment. Do not exceed any Weight Ratings and follow all instructions in your Owner's Manual. The maximum you can tow depends on the total weight of any cargo, occupants and available equipment.


[12] 2007 EPA-estimated mileage. Actual mileage may vary.

**EVERYWHERE YOU LOOK,
IT'S BIG.**



TUNDRA

2007

 **TOYOTA** moving forward



TUNDRA 07



TOYOTA | *moving forward* ▶



4x2 Double Cab SR5 w/4.0-Liter V6
5-Speed Automatic (8216)
MSRP** Starting At: \$26,105.00



4x2 Double Cab SR5 w/4.7-Liter V8
5-Speed Automatic (8240)
MSRP** Starting At: \$26,850.00



4x2 Double Cab SR5 w/5.7-Liter V8
6-Speed Automatic (8242)
MSRP** Starting At: \$28,110.00



4x2 Double Cab Long Bed SR5 w/4.7-Liter V8
5-Speed Automatic (8244)
MSRP** Starting At: \$27,180.00



4x2 Double Cab Long Bed SR5 w/5.7-Liter V8
6-Speed Automatic (8246)
MSRP** Starting At: \$28,440.00



4x2 Double Cab Ltd w/4.7-Liter V8
5-Speed Automatic (8250)
MSRP** Starting At: \$34,240.00



4x2 Double Cab Ltd w/5.7-Liter V8
6-Speed Automatic (8252)
MSRP** Starting At: \$35,490.00

*This vehicle eBrochure is designed to identify vehicles commonly available in your area. If you would prefer to purchase a vehicle with no options or additional options, please contact your local dealer to check for current availability or the possibility of placing an order for such a vehicle.

MSRP**







2007 Manufacturer's Suggested Retail Price, excludes the Delivery, Processing and Handling Fee of \$620 for Cars and \$645 for Trucks, Vans and SUVs. (Historically, vehicle manufacturers and distributors have charged a separate fee for processing, handling and delivering vehicles to dealerships. Toyota's charge for these services is called the "Delivery, Processing and Handling Fee" and is based on the value of the processing, handling and delivery services Toyota provides as well as Toyota's overall pricing structure. Toyota may make a profit on the Delivery, Processing and Handling Fee.) Excludes taxes, license, title and available or regionally required equipment. The Delivery, Processing and Handling Fee in AL, AR, FL, GA, LA, MS, NC, OK, SC and TX is \$50-\$55 higher for Trucks, Sienna and SUVs, and \$55 higher for all other Toyota vehicles. Actual dealer price may vary. Pricing, specifications, standard features and available equipment are based on information available when this page was produced and are subject to change without notice.



Exterior colors available for your Tundra*

Super White		Silver Sky Metallic		Slate Metallic		Black	
Radiant Red		Salsa Red Pearl		Desert Sand Mica		Pyrite Mica	
Timberland Mica		Nautical Blue Metallic		Blue Streak Metallic			

Interior colors available for your Tundra*

Graphite Fabric		Black Fabric		Sand Beige Fabric		Graphite Leather	
Red Rock Leather		Sand Beige Leather					

*This vehicle eBrochure is designed to identify vehicles commonly available in your area. If you would prefer to purchase a vehicle with no options or additional options, please contact your local dealer to check for current availability or the possibility of placing an order for such a vehicle.

MSRP**

2007 Manufacturer's Suggested Retail Price, excludes the Delivery, Processing and Handling Fee of \$620 for Cars and \$645 for Trucks, Vans and SUVs. (Historically, vehicle manufacturers and distributors have charged a separate fee for processing, handling and delivering vehicles to dealerships. Toyota's charge for these services is called the "Delivery, Processing and Handling Fee" and is based on the value of the processing, handling and delivery services Toyota provides as well as Toyota's overall pricing structure. Toyota may make a profit on the Delivery, Processing and Handling Fee.) Excludes taxes, license, title and available or regionally required equipment. The Delivery, Processing and Handling Fee in AL, AR, FL, GA, LA, MS, NC, OK, SC and TX is \$50-55 higher for Trucks, Sienna and SUVs, and \$55 higher for all other Toyota vehicles. Actual dealer price may vary. Pricing, specifications, standard features and available equipment are based on information available when this page was produced and are subject to change without notice.



Standard Features and Options*

S = Standard O = Optional P = Part of Package

4x2 Double Cab SR5 w/4.0-Liter V6 5-Speed Auto (8216)	4x2 Double Cab SR5 w/4.7-Liter V8 5-Speed Auto (8240)	4x2 Double Cab SR5 w/5.7-Liter V8 6-Speed Auto (8242)	4x2 Double Cab Long Bed SR5 w/4.7-Liter V8 5-Speed Auto (8244)	4x2 Double Cab Long Bed SR5 w/5.7-Liter V8 6-Speed Auto (8246)	4x2 Double Cab Ltd w/4.7-Liter V8 5-Speed Auto (8250)	4x2 Double Cab Ltd w/5.7-Liter V8 6-Speed Auto (8252)
---	---	---	--	--	---	---

MECHANICAL & PERFORMANCE

4.0-liter DOHC EFI V6, 24-valve engine with VVT-i	S	-	-	-	-	-
4.7-liter DOHC EFI V8, 32-valve engine with VVT-i	-	S	-	S	-	S
5.7-liter DOHC EFI V8, 32-valve engine with Dual VVT-i	-	-	S	-	S	-
5-speed automatic overdrive	S	S	-	S	-	S
6-speed automatic overdrive	-	-	S	-	S	-
Front independent coil-spring high-mounted double wishbone with stabilizer bar and low-pressure nitrogen gas shocks; rear live axle with trapezoidal multi-leaf rear suspension and staggered low-pressure nitrogen gas shocks	S	S	S	S	S	S
Rack-and-pinion hydraulic power steering	S	S	S	S	S	S
V8 Tow Package [11] - includes heavy-duty tow hitch receiver, 7-pin connector, trailer brake control prewire, supplemental transmission cooler, TOW/HAUL mode (not available on 4.7L models), transmission temperature gauge, 4.300 rear axle ratio (4.100 rear axle ratio on 4.7L models)	-	S	S	S	S	S

SAFETY

Star Safety System™ -Vehicle Stability Control (VSC) [1] + Traction Control (TRAC), Anti-lock Brake System (ABS) with Electronic Brake-force Distribution (EBD) and Brake Assist [2]	S	S	S	S	S	S
Driver and front passenger advanced airbags with Occupant Classification System [3] and passenger airbag cutoff switch	S	S	S	S	S	S
Driver and front passenger seat-mounted side airbags and roll-sensing side curtain airbags (RSCA) [3]	S	S	S	S	S	S
Automatic Limited-Slip Differential (Auto LSD)	S	S	S	S	S	S
3-point seatbelts in all seating positions	S	S	S	S	S	S

*This vehicle eBrochure is designed to identify vehicles commonly available in your area. If you would prefer to purchase a vehicle with no options or additional options, please contact your local dealer to check for current availability or the possibility of placing an order for such a vehicle.



Standard Features and Options* S = Standard O = Optional P = Part of Package	4x2 Double Cab SR5 w/4.0-Liter V6 5-Speed Auto (8216)	4x2 Double Cab SR5 w/4.7-Liter V8 5-Speed Auto (8240)	4x2 Double Cab SR5 w/5.7-Liter V8 6-Speed Auto (8242)	4x2 Double Cab Long Bed SR5 w/4.7-Liter V8 5-Speed Auto (8244)	4x2 Double Cab Long Bed SR5 w/5.7-Liter V8 6-Speed Auto (8246)	4x2 Double Cab Ltd w/4.7-Liter V8 5-Speed Auto (8250)	4x2 Double Cab Ltd w/5.7-Liter V8 6-Speed Auto (8252)
Child Restraint System (CRS) top tether anchors for center and passenger seats, passenger-side ISO-FIX anchor	S	S	S	S	S	S	S
Engine immobilizer	-	S	S	S	S	S	S
Anti-theft alarm system	-	-	-	-	-	S	S
EXTERIOR							
18-in. styled steel wheels with P255/70R18 tires	S	S	S	S	S	-	-
18-in. alloy wheels with P275/65R18 tires	O	O	O	O	O	S	S
18-in. TRD Off-Road Package with P275/65R18 BFGoodrich™ tires	-	P	P	P	P	P	P
20-in. alloy wheels with P275/55R20 tires	-	-	-	-	-	O	O
Color-keyed upper and chrome lower front bumper with chrome rear bumper	S	S	S	S	S	-	-
Color-keyed front and rear bumpers	-	P	P	P	P	S	S
Chrome grille surround	S	S	S	S	S	-	-
Chrome grille surround with chrome bars	-	-	-	-	-	S	S
Black door handles	S	S	S	S	S	-	-
Chrome door handles	-	-	-	-	-	S	S
Black tailgate handle	S	S	S	S	S	S	S
Power black outside mirrors	S	S	S	S	S	-	-
Outside mirrors-power, retractable, heated, auto-dimming with turn signal, chrome	-	-	-	-	-	S	S
High Solar Energy-Absorbing (HSEA) rear glass	S	S	S	S	S	-	-
Sliding rear window with privacy glass	O	O	O	O	O	S	S
Rear door-privacy glass	-	-	-	-	-	S	S
Fog lamps	-	P	P	P	P	S	S

*This vehicle eBrochure is designed to identify vehicles commonly available in your area. If you would prefer to purchase a vehicle with no options or additional options, please contact your local dealer to check for current availability or the possibility of placing an order for such a vehicle.



Standard Features and Options* S = Standard O = Optional P = Part of Package	4x2 Double Cab SR5 w/4.0-Liter V6 5-Speed Auto (8216)	4x2 Double Cab SR5 w/4.7-Liter V8 5-Speed Auto (8240)	4x2 Double Cab SR5 w/5.7-Liter V8 6-Speed Auto (8242)	4x2 Double Cab Long Bed SR5 w/4.7-Liter V8 5-Speed Auto (8244)	4x2 Double Cab Long Bed SR5 w/5.7-Liter V8 6-Speed Auto (8246)	4x2 Double Cab Ltd w/4.7-Liter V8 5-Speed Auto (8250)	4x2 Double Cab Ltd w/5.7-Liter V8 6-Speed Auto (8252)
Tailgate assist	S	S	S	S	S	S	S
Deck Rail System with four adjustable tie-down cleats	O	O	O	O	O	S	S
Deck rail caps	S	S	S	S	S	S	S
COMFORT & CONVENIENCE							
Front bench seat-40/20/40 with passenger-side fold-flat	S	S	S	S	S	-	-
Bucket seats with passenger-side fold-flat	O	O	O	O	O	S	S
Driver-side 8-way adjustable, passenger-side 4-way adjustable	S	S	S	S	S	-	-
Driver-side power 10-way adjustable, passenger-side power 4-way adjustable	-	-	-	-	-	S	S
Driver-side power lumbar	-	-	-	-	-	S	S
Passenger-side power lumbar	-	-	-	-	-	S	S
Driver and front passenger seatback pocket	S	S	S	S	S	S	S
2-way adjustable headrests in all positions	S	S	S	S	S	S	S
Fabric-SR5 grade	S	S	S	S	S	-	-
Leather-trimmed seats, heated	-	-	-	-	-	S	S
Tilt steering wheel with column shifter (bench seat)	S	S	S	S	S	-	-
Tilt/telescopic steering wheel with console shifter (bucket seats)	O	O	O	O	O	S	S
Center console box	O	O	O	O	O	S	S
Variable intermittent windshield wipers	S	S	S	S	S	S	S
Auto-dimming rearview mirror with compass, HomeLink® [5] universal transceiver, and map lamps	O	O	O	O	O	S	S
Sun visors-extendors, mirrors	S	S	S	S	S	-	-
Sun visors-double, extendors, illuminated mirrors	-	-	-	-	-	S	S
Carpet flooring	S	S	S	S	S	S	S

*This vehicle eBrochure is designed to identify vehicles commonly available in your area. If you would prefer to purchase a vehicle with no options or additional options, please contact your local dealer to check for current availability or the possibility of placing an order for such a vehicle.



Standard Features and Options* S = Standard O = Optional P = Part of Package	4x2 Double Cab SR5 w/4.0-Liter V6 5-Speed Auto (8216)	4x2 Double Cab SR5 w/4.7-Liter V8 5-Speed Auto (8240)	4x2 Double Cab SR5 w/5.7-Liter V8 6-Speed Auto (8242)	4x2 Double Cab Long Bed SR5 w/4.7-Liter V8 5-Speed Auto (8244)	4x2 Double Cab Long Bed SR5 w/5.7-Liter V8 6-Speed Auto (8246)	4x2 Double Cab Ltd w/4.7-Liter V8 5-Speed Auto (8250)	4x2 Double Cab Ltd w/5.7-Liter V8 6-Speed Auto (8252)
Cup holders with four front and two rear	S	S	S	S	S	S	S
Overhead console	S	S	S	S	S	S	S
Two power points	S	S	S	S	S	S	S
Rear power points	S	S	S	S	S	S	S
Optitron gauges	-	-	-	-	-	S	S
Speedometer, tachometer, tripmeter, digital clock, temperature gauge	S	S	S	S	S	S	S
Automatic transmission oil temperature gauge	-	O	O	O	O	S	S
Multi-information display (clock, temperature, current/average mpg, date, customizable features)	-	-	-	-	-	S	S
AM/FM/CD, six speakers with digital audio input	S	S	S	S	S	-	-
JBL® AM/FM 6-disc, 10 speakers, Bluetooth® [6] wireless technology, steering wheel-mounted audio controls, digital audio input	O	O	O	O	O	S	S
Fixed mast antenna	S	S	S	S	S	S	S
Dual zone (driver and passenger) manual air conditioning	S	S	S	S	S	-	-
Dual zone (driver and passenger) automatic air conditioning	-	-	-	-	-	S	S
Power windows, locks, mirrors	S	S	S	S	S	S	S
Cruise control	S	S	S	S	S	S	S
Remote keyless entry system	S	S	S	S	S	S	S
Rear heater ducts	S	S	S	S	S	S	S
Illuminated entry system	S	S	S	S	S	S	S
Maplight	S	S	S	S	S	S	S
Glove box/ashtray illumination	S	S	S	S	S	S	S
Ashtray and cigarette lighter	S	S	S	S	S	S	S

*This vehicle eBrochure is designed to identify vehicles commonly available in your area. If you would prefer to purchase a vehicle with no options or additional options, please contact your local dealer to check for current availability or the possibility of placing an order for such a vehicle.



Options*

4x2 Double Cab Options

18-in. alloy wheels with P275/65R18 tires

20-in. alloy wheels with P275/55R20 tires

AM/FM with 6-disc in-dash CD changer and audio input point, six speakers

JBL® AM/FM with 6-disc in-dash CD changer auxiliary audio jack, 12 speakers, 440W-peak-output amplifier, Bluetooth® [6] wireless technology capability and steering wheel audio controls

DVD navigation system [7] with backup camera [8], JBL® AM/FM 4-disc in-dash CD changer, auxiliary audio jack, 12 speakers, 440W-peak-output amplifier, Bluetooth® [6] wireless technology capability and steering wheel audio controls

Front- and rear-clearance sonar

Auto-dimming rearview mirror with HomeLink® [5] universal transceiver, compass and maplamps

Daytime Running Lights (DRL)

Anti-theft alarm system

Cloth bucket seats 8-way power-adjustable driver-side and 4-way adjustable passenger-side, with adjustable headrests and tilt/telescopic steering wheel with console shifter

Driver and passenger power lumbar support

Center-console storage area with sliding armrest for laptop computer or hanging file folder storage

Heated power outside mirrors—black

Tow mirrors [4] - power, heated, extendable with turn signals, black

Privacy glass on rear doors

Mudguards, front and rear—black

Sliding rear window with privacy glass

Running boards—black

Deck rail system with four adjustable tie-down cleats

Rear underseat storage box

4x2 Double Cab Packages

Cold-Kit Package

- Heavy-duty battery
- Heavy-duty starter
- Enhanced anti-corrosion protection
- Windshield wiper de-icer grid with timer

Sport Appearance Package

- Color-keyed front and rear bumpers
- Color-keyed grille surround
- Fog lamps
- Sliding rear window with privacy glass

*This vehicle eBrochure is designed to identify vehicles commonly available in your area. If you would prefer to purchase a vehicle with no options or additional options, please contact your local dealer to check for current availability or the possibility of placing an order for such a vehicle.



TRD Off-Road Package

- Off-road-tuned suspension
- Unique 18-in. aluminum alloy wheels
- P275/65R18 BFGoodrich® tires
- Fog lamps
- Front tow hooks
- TRD Off-Road Package graphics
- Sliding rear window with privacy glass

*This vehicle eBrochure is designed to identify vehicles commonly available in your area. If you would prefer to purchase a vehicle with no options or additional options, please contact your local dealer to check for current availability or the possibility of placing an order for such a vehicle.



ACCESSORIES - EXTERIOR



Ball Mounts

\$29.00

**Parts Only MSRP



Bed Cleat

\$42.00

**Parts Only MSRP



Bed Extender

\$320.00

*Installed MSRP



Bed Mat

SB/RB - \$127.00

LB - \$137.00

*Installed MSRP



Bed Rug

SB - \$409.00

RB - \$419.00

LB - \$434.00

**Parts Only MSRP



Bedliner

w/o Deck Rail SB/RB - \$325.00

w/o Deck Rail LB - \$355.00

w/Deck Rail SB/RB - \$345.00

w/Deck Rail LB - \$375.00

*Installed MSRP



Brushed Stainless Steel Step Board

\$559.00

*Installed MSRP



Cargo Divider

\$330.00

*Installed MSRP



Cargo Net

\$49.00

*Installed MSRP



Carved 20" Alloy Wheel

\$2,200.00

*Installed MSRP



Deck Rail w/Bed Cleats

SB/RB - \$210.00

LB - \$220.00

*Installed MSRP



Exhaust Tip

\$69.00

*Installed MSRP

* Installed MSRP is the Manufacturer's Suggest Retail Price for accessories installed by the manufacturer.

Actual prices for dealer installed accessories may vary. Please see your local Toyota dealer for pricing.

** Installation not included. See your local dealer for installed pricing.



ACCESSORIES - EXTERIOR



Front Skid Plate

\$425.00

*Installed MSRP



Locking Bike Fork Attachment

\$95.00

*Installed MSRP



Mini Tie Down w/Hook

\$45.00

*Installed MSRP



Spare Tire Lock

\$73.00

*Installed MSRP



Tow Hitch

DH - \$820.00

DI - \$485.00

*Installed MSRP



TRD Dual Side Exhaust

\$1,065.00

*Installed MSRP



Tube Steps

Chrome - \$519.00

Black - \$475.00

*Installed MSRP



Wheel Locks

\$79.00

*Installed MSRP

These exterior accessories are also available:

- 22" TRD Forged Alloy Wheel
- Hard Tonneau Cover
- Hood Protector
- License Plate Front Bracket
- TRD Performance Air Filter
- TRD Billet Oil Cap
- TRD Cold Air Intake
- TRD Rear Sway Bar
- TRD Big Brake Kit

* Installed MSRP is the Manufacturer's Suggest Retail Price for accessories installed by the manufacturer.

Actual prices for dealer installed accessories may vary. Please see your local Toyota dealer for pricing.

** Installation not included. See your local dealer for installed pricing.



ACCESSORIES - INTERIOR



All Weather Mats
2-PC Set - \$94.00
4-PC Set - \$162.00
*Installed MSRP



Auto Dimming Mirror
\$280.00
*Installed MSRP



Back-Up Camera w/Monitor
\$695.00
*Installed MSRP



Carpet Floor Mats
2-PC Set - \$111.00
4-PC Set - \$178.00
*Installed MSRP




Door Sill Protector
Reg. Cab - \$32.00
Double Cab - \$40.00
CrewMax - \$48.00
**Parts Only MSRP



Emergency Assistance Kit
\$70.00
*Installed MSRP



First Aid Kit
\$29.00
*Installed MSRP



Glass Breakage Sensor
\$165.00
Securtiy TVIPRS3200 Plus
\$299.00
*Installed MSRP



Remote Engine Start
\$529.00
*Installed MSRP



Satellite Radio - XM
\$449.00
*Installed MSRP



Seat Back Storage
\$65.00
*Installed MSRP



Shift Knob
\$85.00
*Installed MSRP

* Installed MSRP is the Manufacturer's Suggest Retail Price for accessories installed by the manufacturer. Actual prices for dealer installed accessories may vary. Please see your local Toyota dealer for pricing.
** Installation not included. See your local dealer for installed pricing.



ACCESSORIES - INTERIOR



Sport Pedals

\$85.00

*Installed MSRP



Under Seat Storage

\$65.00

*Installed MSRP



Wireless Headphones

\$82.00

*Installed MSRP

* Installed MSRP is the Manufacturer's Suggest Retail Price for accessories installed by the manufacturer.

Actual prices for dealer installed accessories may vary. Please see your local Toyota dealer for pricing.

** Installation not included. See your local dealer for installed pricing.



Specifications	4x2 Double Cab SR5 w/4.0-Liter V6 5-Speed Auto (8216)	4x2 Double Cab SR5 w/4.7-Liter V8 5-Speed Auto (8240)	4x2 Double Cab SR5 w/5.7-Liter V8 6-Speed Auto (8242)	4x2 Double Cab Long Bed SR5 w/4.7-Liter V8 5-Speed Auto (8244)	4x2 Double Cab Long Bed SR5 w/5.7-Liter V8 6-Speed Auto (8246)	4x2 Double Cab Ltd w/4.7-Liter V8 5-Speed Auto (8250)	4x2 Double Cab Ltd w/5.7-Liter V8 6-Speed Auto (8252)
Mechanical/Performance							
Engine	4.0-liter DOHC 24-valve EFI V6, with VVT-i - 236 hp @ 5200 rpm 266 lb.-ft. @ 4000 rpm	4.7-liter DOHC 32-valve EFI V8, with VVT-i - 271 hp @ 5400 rpm 313 lb.-ft. @ 3400 rpm	5.7-liter DOHC 32-valve EFI V8, with Dual VVT-i - 381 hp @ 5600 rpm 401 lb.-ft. @ 3600 rpm	4.7-liter DOHC 32-valve EFI V8, with VVT-i - 271 hp @ 5400 rpm 313 lb.-ft. @ 3400 rpm	5.7-liter DOHC 32-valve EFI V8, with Dual VVT-i - 381 hp @ 5600 rpm 401 lb.-ft. @ 3600 rpm	4.7-liter DOHC 32-valve EFI V8, with VVT-i - 271 hp @ 5400 rpm 313 lb.-ft. @ 3400 rpm	5.7-liter DOHC 32-valve EFI V8, with Dual VVT-i - 381 hp @ 5600 rpm 401 lb.-ft. @ 3600 rpm
Transmission	5-speed automatic overdrive		6-speed automatic overdrive	5-speed automatic overdrive	6-speed automatic overdrive	5-speed automatic overdrive	6-speed automatic overdrive
Suspension	Front independent coil-spring high-mounted double wishbone with stabilizer bar and low-pressure nitrogen gas shocks, rear live axle with trapezoidal multi-leaf rear suspension and staggered low-pressure nitrogen gas shocks						
Brakes	Power-assisted four-wheel Anti-lock Brake System (ABS) with Electronic Brake-force Distribution (EBD), Brake Assist [1], Vehicle Stability Control (VSC) [2], Traction Control (TRAC) and Automatic Limited-Slip Differential (Auto LSD)						
Steering	Rack-and-pinion hydraulic power steering						
Exterior (in.)							
Overall height	75.8						
Overall width	79.9						
Overall length	228.7			247.6		228.7	
Wheelbase	145.7			164.6		145.7	
Inside bed length	78.7			97.6		78.7	
Inside bed depth	22.2						
Inside bed width at tailgate	66.4						
Inside bed width between wheelwells	50.0						



Specifications	4x2 Double Cab SR5 w/4.0-Liter V6 5-Speed Auto (8216)	4x2 Double Cab SR5 w/4.7-Liter V8 5-Speed Auto (8240)	4x2 Double Cab SR5 w/5.7-Liter V8 6-Speed Auto (8242)	4x2 Double Cab Long Bed SR5 w/4.7-Liter V8 5- Speed Auto (8244)	4x2 Double Cab Long Bed SR5 w/5.7-Liter V8 6- Speed Auto (8246)	4x2 Double Cab Ltd w/4.7-Liter V8 5-Speed Auto (8250)	4x2 Double Cab Ltd w/5.7-Liter V8 6-Speed Auto (8252)
Front/Rear track	67.9						
Ground clearance	10.8						
Angle of approach/departure (degrees)	28/25			28/20		28/25	
Interior (in.)							
Head room (front/rear)	40.2/38.7						
Leg room (front/rear)	42.5/34.7						
Shoulder room (front/rear)	66.6/65.7						
Hip room (front/rear)	63.0/62.6						
Maximum seating capacity	6					5	
Weights and Capacities							
Curb Weight	4930	5165	5220	5285	5345	5180	5235
Payload Capacity	1470	1535	1680	1515	1655	1535	1680
Towing Capacity	4800	8100	10600	8100	10500	8100	10600
Gross Vehicle Weight Rating (GVWR)	6400	6700	6900	6800	7000	6700	6900
Tires and Wheels							
Type	18-in. styled steel wheels with P255/70R18 tires					18-in. alloy wheels with P275/65R18 tires	
EPA Mileage Estimates							
Miles Per Gallon (mpg city/highway) [5]	17/20	15/18	16/20	15/18	16/20	15/18	16/20



Warranties

Basic: 36 months/36,000 miles (all components other than normal wear and maintenance items).

Powertrain: 60 months/60,000 miles (engine, transmission/transaxle, front-wheel drive, rear-wheel drive, seatbelts and airbags).

Rust-Through: 60 months/unlimited miles (corrosion perforation of sheet metal).

Federal Emission Coverage: Components under the federal emission defect warranty are covered for 36 months/36,000 miles and specified major emission control components are covered for 8 years/80,000 miles. Specified major emission control components under emission performance warranty are also covered for 8 years/80,000 miles. In addition, emission performance warranty is applicable for 24 months/24,000 miles in states and local jurisdictions that require a periodic EPA-approved inspection and maintenance program.

California Emission Control Coverage: In California and any other state that adopts California emission warranty provisions, performance warranty and defect warranty coverage is applicable for 36 months/50,000 miles, and specific control devices are covered for 7 years/70,000 miles.

Accessories: Warranty coverage is for 12 months, regardless of mileage. If the part or accessory is installed during the New Vehicle Limited Warranty period, coverage is for 12 months or the remainder of the applicable warranty coverage, whichever is greater, with the exception of car covers, which are covered for 12 months only.

You may be eligible for transportation assistance if it's necessary that your vehicle be kept overnight for repairs covered under warranty. Please see your authorized Toyota dealership for further details.

For complete details about Toyota's warranties, please visit www.toyota.com, refer to the applicable Owner's Warranty Information booklet or see your Toyota dealer.

In addition, there may be times when we will establish a special policy adjustment that will further defray repair costs. For details about the new vehicle limited warranty, see your Toyota dealer. And for complete details of Toyota's warranties, please refer to your Owner's Warranty.

Disclaimers

[1] Vehicle Stability Control (VSC) is an electronic system designed to help the driver maintain vehicle control under adverse conditions. It is not a substitute for safe driving practices. Factors including speed, road conditions and driver steering input can all affect whether VSC will be effective in preventing a loss of control. Please see your Owner's Manual for further details.

[2] Brake Assist is designed to help the driver take full advantage of the benefits of ABS. It is not a substitute for safe driving practices. Braking effectiveness also depends on proper brake-system maintenance and tire and road conditions.

[3] All the airbag (AB) systems are Supplemental Restraint Systems. All ABs (if installed) are designed to inflate only under certain conditions and in certain types of severe collisions: frontal and knee ABs typically inflate in frontal collisions; side and side curtain ABs in side collisions; Roll-Sensing Curtain ABs at a severe tilt degree, roll or lateral G-force. In all other accidents, the ABs will not inflate. To decrease the risk of injury from an inflating AB, always wear seatbelts, sit upright in the middle of the seat as far back as possible and do not lean against the door. Do not put objects in front of an AB or around the seatback. Do not use a rearward-facing child seat in any front passenger seat. The force of an inflating AB may cause serious injury or death. See your Owner's Manual for further information/warnings.

[4] HomeLink® is a registered trademark of Johnson Controls, Inc.

[5] The phones on this site have been tested for Bluetooth® compatibility with Toyota vehicles. Performance will vary based on phone software version, coverage and your wireless carrier. Phones are warranted by their manufacturer, not Toyota.

[6] The navigation system is designed to assist in locating an address or point of interest. Discrepancies may be encountered between the system and your actual location. Road system changes may affect the accuracy of the information provided. Rely on your common sense to decide whether to follow a specified route. Detailed coverage not available in every city or roadway. Periodic updates available at an additional cost. See your Navigation System Owner's Manual for further details.

[7] The backup camera does not provide a comprehensive view of the rear area of the vehicle. You should also look around outside your vehicle and use your mirrors to confirm rearward clearance. Cold weather will limit effectiveness and view may become cloudy.

[8] Headphones are for passenger use only. Do not use while operating vehicle.

[9] Standard on V8 Long Bed.

[10] Payload is the GVWR minus curb weight and includes weight of occupants, optional equipment and cargo, limited by weight distribution. Payload is not the Vehicle Capacity Weight as defined by FMVSS 110, which will vary according to installed optional equipment.

[11] Before towing, confirm your vehicle and trailer are compatible, hooked up and loaded properly and that you have any necessary additional equipment. Do not exceed any Weight Ratings and follow all instructions in your Owner's Manual. The maximum you can tow depends on the total weight of any cargo, occupants and available equipment.

[12] 2007 EPA-estimated mileage. Actual mileage may vary.

**EVERYWHERE YOU LOOK,
IT'S BIG.**



TUNDRA

2007

 **TOYOTA** moving forward



TUNDRA 07



TOYOTA | *moving forward* ▶



4x2 CrewMax SR5 w/4.7-Liter V8
5-Speed Automatic (8260)
MSRP** Starting At: \$29,675.00



4x2 CrewMax SR5 w/5.7-Liter V8
6-Speed Automatic (8262)
MSRP** Starting At: \$30,935.00














4x2 CrewMax Ltd w/4.7-Liter V8
5-Speed Automatic (8270)
MSRP** Starting At: \$37,540.00



4x2 CrewMax Ltd w/5.7-Liter V8
6-Speed Automatic (8272)
MSRP** Starting At: \$38,790.00

Exterior colors available for your Tundra*

Super White		Silver Sky Metallic		Black		Radiant Red	
Salsa Red Pearl		Desert Sand Mica		Pyrite Mica		Timberland Mica	
Nautical Blue Metallic		Blue Streak Metallic		Slate Metallic			

Interior colors available for your Tundra*

Graphite Fabric		Black Fabric		Sand Beige Fabric		Graphite Leather	
-----------------	---	--------------	---	-------------------	--	------------------	---

TUNDRA 07



 **TOYOTA** | *moving forward* ▶

Red Rock
Leather



Sand Beige
Leather



*This vehicle eBrochure is designed to identify vehicles commonly available in your area. If you would prefer to purchase a vehicle with no options or additional options, please contact your local dealer to check for current availability or the possibility of placing an order for such a vehicle.

MSRP**

2007 Manufacturer's Suggested Retail Price, excludes the Delivery, Processing and Handling Fee of \$620 for Cars and \$645 for Trucks, Vans and SUVs. (Historically, vehicle manufacturers and distributors have charged a separate fee for processing, handling and delivering vehicles to dealerships. Toyota's charge for these services is called the "Delivery, Processing and Handling Fee" and is based on the value of the processing, handling and delivery services Toyota provides as well as Toyota's overall pricing structure. Toyota may make a profit on the Delivery, Processing and Handling Fee.) Excludes taxes, license, title and available or regionally required equipment. The Delivery, Processing and Handling Fee in AL, AR, FL, GA, LA, MS, NC, OK, SC and TX is \$50-\$55 higher for Trucks, Sienna and SUVs, and \$55 higher for all other Toyota vehicles. Actual dealer price may vary. Pricing, specifications, standard features and available equipment are based on information available when this page was produced and are subject to change without notice.



Standard Features and Options*

S = Standard O = Optional P = Part of Package

4x2 CrewMax SR5 w/4.7-Liter V8 5-Speed Auto (8260)

4x2 CrewMax SR5 w/5.7-Liter V8 6-Speed Auto (8262)

4x2 CrewMax Ltd w/4.7-Liter V8 5-Speed Auto (8270)

4x2 CrewMax Ltd w/5.7-Liter V8 6-Speed Auto (8272)

MECHANICAL & PERFORMANCE

4.7-liter DOHC EFI V8, 32-valve engine with VVT-i	S	-	S	-
5.7-liter DOHC EFI V8, 32-valve engine with Dual VVT-i	-	S	-	S
5-speed automatic overdrive	S	-	S	-
6-speed automatic overdrive	-	S	-	S
Front independent coil-spring high-mounted double wishbone with stabilizer bar and low-pressure nitrogen gas shocks; rear live axle with trapezoidal multi-leaf rear suspension and staggered low-pressure nitrogen gas shocks	S	S	S	S
Rack-and-pinion hydraulic power steering	S	S	S	S
V8 Tow Package [11] - includes heavy-duty tow hitch receiver, 7-pin connector, trailer brake control prewire, supplemental transmission cooler, TOW/HAUL mode (not available on 4.7L models), transmission temperature gauge, 4.300 rear axle ratio (4.100 rear axle ratio on 4.7L models)	S	S	S	S

SAFETY

Star Safety System TM -Vehicle Stability Control (VSC) [1] + Traction Control (TRAC), Anti-lock Brake System (ABS) with Electronic Brake-force Distribution (EBD) and Brake Assist [2]	S	S	S	S
Driver and front passenger advanced airbags with Occupant Classification System [3] and passenger airbag cutoff switch	S	S	S	S
Driver and front passenger seat-mounted side airbags and roll-sensing side curtain airbags (RSCA) [3]	S	S	S	S
Automatic Limited-Slip Differential (Auto LSD)	S	S	S	S
3-point seatbelts in all seating positions	S	S	S	S
Child Restraint System (CRS) top tether anchors for center and passenger seats, passenger-side ISO-FIX anchor	S	S	S	S

*This vehicle eBrochure is designed to identify vehicles commonly available in your area. If you would prefer to purchase a vehicle with no options or additional options, please contact your local dealer to check for current availability or the possibility of placing an order for such a vehicle.



Standard Features and Options*	4x2 CrewMax SR5 w/4.7-Liter V8 5-Speed Auto (8260)	4x2 CrewMax SR5 w/5.7-Liter V8 6-Speed Auto (8262)	4x2 CrewMax Ltd w/4.7-Liter V8 5-Speed Auto (8270)	4x2 CrewMax Ltd w/5.7-Liter V8 6-Speed Auto (8272)
	S = Standard O = Optional P = Part of Package			
Engine immobilizer	S	S	S	S
Anti-theft alarm system	-	-	S	S
EXTERIOR				
18-in. styled steel wheels with P255/70R18 tires	S	S	-	-
18-in. alloy wheels with P275/65R18 tires	O	O	S	S
18-in. TRD Off-Road Package with P275/65R18 BFGoodrich™ tires	P	P	P	P
Color-keyed upper and chrome lower front bumper with chrome rear bumper	S	S	-	-
Color-keyed front and rear bumpers	-	-	S	S
Chrome grille surround	S	S	-	-
Chrome grille surround with chrome bars	-	-	S	S
Black door handles	S	S	-	-
Chrome door handles	-	-	S	S
Black tailgate handle	S	S	S	S
Power black outside mirrors	S	S	-	-
Outside mirrors-power, retractable, heated, auto-dimming with turn signal, chrome	-	-	S	S
Rear glass-power, privacy glass, defroster	S	S	S	S
Rear door-privacy glass	-	-	S	S
Fog lamps	-	-	S	S
Tailgate assist	S	S	S	S
Deck Rail System with four adjustable tie-down cleats	-	-	S	S
Deck rail caps	S	S	S	S

*This vehicle eBrochure is designed to identify vehicles commonly available in your area. If you would prefer to purchase a vehicle with no options or additional options, please contact your local dealer to check for current availability or the possibility of placing an order for such a vehicle.



Standard Features and Options*

S = Standard O = Optional P = Part of Package

4x2 CrewMax SR5 w/4.7-Liter V8 5-Speed Auto (8260)

4x2 CrewMax SR5 w/5.7-Liter V8 6-Speed Auto (8262)

4x2 CrewMax Ltd w/4.7-Liter V8 5-Speed Auto (8270)

4x2 CrewMax Ltd w/5.7-Liter V8 6-Speed Auto (8272)

COMFORT & CONVENIENCE

Front bench seat-40/20/40 with passenger-side fold-flat	S	S	-	-
Bucket seats with passenger-side fold-flat	-	-	S	S
Driver-side 8-way adjustable, passenger-side 4-way adjustable	S	S	-	-
Driver-side power 10-way adjustable, passenger-side power 4-way adjustable	-	-	S	S
Driver-side power lumbar	-	-	S	S
Passenger-side power lumbar	-	-	S	S
Driver and front passenger seatback pocket	S	S	S	S
2-way adjustable headrests in all positions	S	S	S	S
Armrest-rear	S	S	S	S
Fabric-SR5 grade	S	S	-	-
Leather-trimmed seats, heated	-	-	S	S
Overhead console	S	S	S	S
Tilt steering wheel with column shifter (bench seat)	S	S	-	-
Tilt/telescopic steering wheel with console shifter (bucket seats)	-	-	S	S
Center console box	-	-	S	S
Variable intermittent windshield wipers	S	S	S	S
Auto-dimming rearview mirror with compass, HomeLink® [5] universal transceiver, and map lamps	-	-	S	S
Sun visors-extendable, mirrors	S	S	-	-
Sun visors-double, extenders, illuminated mirrors	-	-	S	S
Carpet flooring	S	S	S	S
Cup holders with four front and two rear	S	S	S	S
Two power points	S	S	S	S

*This vehicle eBrochure is designed to identify vehicles commonly available in your area. If you would prefer to purchase a vehicle with no options or additional options, please contact your local dealer to check for current availability or the possibility of placing an order for such a vehicle.



Standard Features and Options*	4x2 CrewMax SR5 w/4.7-Liter V8 5-Speed Auto (8260)	4x2 CrewMax SR5 w/5.7-Liter V8 6-Speed Auto (8262)	4x2 CrewMax Ltd w/4.7-Liter V8 5-Speed Auto (8270)	4x2 CrewMax Ltd w/5.7-Liter V8 6-Speed Auto (8272)
	S = Standard O = Optional P = Part of Package			
Rear power points	S	S	S	S
Power memory package (driver's seat, outside mirrors, tilt/telescopic steering wheel)	-	-	S	S
Optitron gauges	-	-	S	S
Speedometer, tachometer, tripmeter, digital clock, temperature gauge	S	S	S	S
Automatic transmission oil temperature gauge	-	-	S	S
Multi-information display (clock, temperature, current/average mpg, date, customizable features)	-	-	S	S
AM/FM/CD, six speakers with digital audio input	S	S	-	-
JBL® AM/FM 6-disc, 12 speakers, Bluetooth® [6] wireless technology, steering wheel-mounted audio controls, digital audio input	O	O	S	S
Fixed mast antenna	S	S	S	S
Dual zone (driver and passenger) manual air conditioning	S	S	-	-
Dual zone (driver and passenger) automatic air conditioning	-	-	S	S
Power windows, locks, mirrors	S	S	S	S
Cruise control	S	S	S	S
Remote keyless entry system	S	S	S	S
Rear heater ducts	S	S	S	S
Rear cooler ducts	S	S	S	S
Illuminated entry system	S	S	S	S
Maplight	S	S	S	S
Rear maplight	S	S	S	S
Glove box/ashtray illumination	S	S	S	S
Ashtray and cigarette lighter	S	S	S	S

*This vehicle eBrochure is designed to identify vehicles commonly available in your area. If you would prefer to purchase a vehicle with no options or additional options, please contact your local dealer to check for current availability or the possibility of placing an order for such a vehicle.



Options*

4x2 CrewMax Options

18-in. alloy wheels with P275/65R18 tires

20-in. alloy wheels with P275/55R20 tires

AM/FM with 6-disc in-dash CD changer auxiliary audio jack and six speakers

JBL® AM/FM 6-disc in-dash CD changer auxiliary audio jack, 12 speakers, 440W-peak-output amplifier, Bluetooth® [6] wireless technology capability and steering wheel audio controls

DVD navigation system [7] with backup camera [8], JBL® AM/FM 4-disc in-dash CD changer, auxiliary audio jack, 12 speakers, 440W-peak-output amplifier, Bluetooth® [6] wireless technology capability and steering wheel audio controls

Rear-seat DVD entertainment system with rear audio system, dual wireless headphones [9], wireless remote and 115V AC outlet

Front and rear clearance sonar

Auto-dimming rearview mirror with HomeLink® [5] universal transceiver, compass and maplamps

Daytime Running Lights (DRL)

Anti-theft alarm system

Cloth bucket seats 8-way power-adjustable driver-side and 4-way adjustable passenger-side, with adjustable headrests and tilt/telescopic steering wheel with console shifter

Driver and passenger power lumbar support

Center-console storage area with sliding armrest for laptop computer or hanging file folder storage

Heated power outside mirrors—black

Tow mirrors [4] - power, heated, extendable with turn signals, black (requires V8 Tow Package)

Privacy glass on rear doors

Mudguards, front and rear—black

Running boards—black

Power tilt/slide moonroof with sliding sunshade

Deck rail system with four adjustable tie-down cleats

Rear underseat storage box

4x2 CrewMax Packages

Cold Weather Package

- Heavy-duty battery
- Heavy-duty starter
- Enhanced anti-corrosion protection
- Windshield wiper de-icer grid with timer

Sport Appearance Package

- Color-keyed front and rear bumpers
- Color-keyed grille surround
- Fog lamps

*This vehicle eBrochure is designed to identify vehicles commonly available in your area. If you would prefer to purchase a vehicle with no options or additional options, please contact your local dealer to check for current availability or the possibility of placing an order for such a vehicle.



TRD Off-Road Package

- Off-road-tuned suspension
- Unique 18-in. alloy wheels
- P275/65R18 BFGoodrich® tires
- Fog lamps
- Front tow hooks
- TRD Off-Road Package graphics

*This vehicle eBrochure is designed to identify vehicles commonly available in your area. If you would prefer to purchase a vehicle with no options or additional options, please contact your local dealer to check for current availability or the possibility of placing an order for such a vehicle.



ACCESSORIES - EXTERIOR



Ball Mounts
\$29.00

**Parts Only MSRP



Bed Cleat
\$42.00

**Parts Only MSRP



Bed Extender
\$320.00

*Installed MSRP



Bed Mat
SB/RB - \$127.00
LB - \$137.00

*Installed MSRP



Bed Rug
SB - \$409.00
RB - \$419.00
LB - \$434.00

**Parts Only MSRP



Bedliner
w/o Deck Rail SB/RB - \$325.00
w/o Deck Rail LB - \$355.00
w/Deck Rail SB/RB - \$345.00
w/Deck Rail LB - \$375.00

*Installed MSRP



Brushed Stainless Steel Step Board
\$559.00

*Installed MSRP



Cargo Divider
\$330.00

*Installed MSRP



Cargo Net
\$49.00

*Installed MSRP



Carved 20" Alloy Wheel
\$2,200.00

*Installed MSRP



Deck Rail w/Bed Cleats
SB/RB - \$210.00
LB - \$220.00

*Installed MSRP



Exhaust Tip
\$69.00

*Installed MSRP

* Installed MSRP is the Manufacturer's Suggest Retail Price for accessories installed by the manufacturer.

Actual prices for dealer installed accessories may vary. Please see your local Toyota dealer for pricing.

** Installation not included. See your local dealer for installed pricing.



ACCESSORIES - EXTERIOR



Front Skid Plate

\$425.00

*Installed MSRP



Locking Bike Fork Attachment

\$95.00

*Installed MSRP



Mini Tie Down w/Hook

\$45.00

*Installed MSRP



Spare Tire Lock

\$73.00

*Installed MSRP



Tow Hitch

DH - \$820.00

DI - \$485.00

*Installed MSRP



TRD Dual Side Exhaust

\$1,065.00

*Installed MSRP



Tube Steps

Chrome - \$519.00

Black - \$475.00

*Installed MSRP



Wheel Locks

\$79.00

*Installed MSRP

These exterior accessories are also available:

- 22" TRD Forged Alloy Wheel
- Hard Tonneau Cover
- Hood Protector
- License Plate Front Bracket
- TRD Performance Air Filter
- TRD Billet Oil Cap
- TRD Cold Air Intake
- TRD Rear Sway Bar
- TRD Big Brake Kit

* Installed MSRP is the Manufacturer's Suggest Retail Price for accessories installed by the manufacturer.

Actual prices for dealer installed accessories may vary. Please see your local Toyota dealer for pricing.

** Installation not included. See your local dealer for installed pricing.



ACCESSORIES - INTERIOR



All Weather Mats
2-PC Set - \$94.00
4-PC Set - \$162.00
*Installed MSRP



Auto Dimming Mirror
\$280.00
*Installed MSRP



Back-Up Camera w/Monitor
\$695.00
*Installed MSRP



Carpet Floor Mats
2-PC Set - \$111.00
4-PC Set - \$178.00
*Installed MSRP



Door Sill Protector
Reg. Cab - \$32.00
Double Cab - \$40.00
CrewMax - \$48.00
**Parts Only MSRP



Emergency Assistance Kit
\$70.00
*Installed MSRP



First Aid Kit
\$29.00
*Installed MSRP



Glass Breakage Sensor
\$165.00
Securtiy TVIPRS3200 Plus
\$299.00
*Installed MSRP



Remote Engine Start
\$529.00
*Installed MSRP



Satellite Radio - XM
\$449.00
*Installed MSRP



Seat Back Storage
\$65.00
*Installed MSRP



Shift Knob
\$85.00
*Installed MSRP

* Installed MSRP is the Manufacturer's Suggest Retail Price for accessories installed by the manufacturer. Actual prices for dealer installed accessories may vary. Please see your local Toyota dealer for pricing.
** Installation not included. See your local dealer for installed pricing.



ACCESSORIES - INTERIOR



Sport Pedals

\$85.00

*Installed MSRP



Under Seat Storage

\$65.00

*Installed MSRP



Wireless Headphones

\$82.00

*Installed MSRP

* Installed MSRP is the Manufacturer's Suggest Retail Price for accessories installed by the manufacturer.

Actual prices for dealer installed accessories may vary. Please see your local Toyota dealer for pricing.

** Installation not included. See your local dealer for installed pricing.



Specifications	4x2 CrewMax SR5 w/4.7-Liter V8 5-Speed Auto (8260)	4x2 CrewMax SR5 w/5.7-Liter V8 6-Speed Auto (8262)	4x2 CrewMax Ltd w/4.7-Liter V8 5-Speed Auto (8270)	4x2 CrewMax Ltd w/5.7-Liter V8 6-Speed Auto (8272)
Mechanical/Performance				
Engine	4.7-liter DOHC 32-valve EFI V8, with VVT-i - 271 hp @ 5400 rpm 313 lb.-ft. @ 3400 rpm	5.7-liter DOHC 32-valve EFI V8, with Dual VVT-i - 381 hp @ 5600 rpm 401 lb.-ft. @ 3600 rpm	4.7-liter DOHC 32-valve EFI V8, with VVT-i - 271 hp @ 5400 rpm 313 lb.-ft. @ 3400 rpm	5.7-liter DOHC 32-valve EFI V8, with Dual VVT-i - 381 hp @ 5600 rpm 401 lb.-ft. @ 3600 rpm
Transmission	5-speed automatic overdrive	6-speed automatic overdrive	5-speed automatic overdrive	6-speed automatic overdrive
Suspension	Front independent coil-spring high-mounted double wishbone with stabilizer bar and low-pressure nitrogen gas shocks, rear live axle with trapezoidal multi-leaf rear suspension and staggered low-pressure nitrogen gas shocks			
Brakes	Power-assisted four-wheel Anti-lock Brake System (ABS) with Electronic Brake-force Distribution (EBD), Brake Assist [1], Vehicle Stability Control (VSC) [2], Traction Control (TRAC) and Automatic Limited-Slip Differential (Auto LSD)			
Steering	Rack-and-pinion hydraulic power steering			
Exterior (in.)				
Overall height	75.6			
Overall width	79.9			
Overall length	228.7			
Wheelbase	145.7			
Inside bed length	66.7			
Inside bed depth	22.2			
Inside bed width at tailgate	66.4			
Inside bed width between wheelwells	50.0			
Front/Rear track	67.9			
Ground clearance	10.0			
Angle of approach/departure (degrees)	28/25			



Specifications	4x2 CrewMax SR5 w/4.7-Liter V8 5-Speed Auto (8260)	4x2 CrewMax SR5 w/5.7-Liter V8 6-Speed Auto (8262)	4x2 CrewMax Ltd w/4.7-Liter V8 5-Speed Auto (8270)	4x2 CrewMax Ltd w/5.7-Liter V8 6-Speed Auto (8272)
Interior (in.)				
Head room (front/rear)	40.2/38.7			
Leg room (front/rear)	42.5/44.5			
Shoulder room (front/rear)	66.6/65.4			
Hip room	63.0			
Maximum seating capacity	6		5	
Weights and Capacities				
Curb Weight	5330	5395	5350	5415
Payload Capacity	1470	1605	1470	1605
Towing Capacity	8000	10400	8000	10400
Gross Vehicle Weight Rating (GVWR)	6800	7000	6800	7000
Tires and Wheels				
Type	18-in. styled steel wheels with P255/70R18 tires		18-in. alloy wheels with P275/65R18 tires	
EPA Mileage Estimates				
Miles Per Gallon (mpg city/highway) [5]	15/18	16/20	15/18	16/20



Warranties

Basic: 36 months/36,000 miles (all components other than normal wear and maintenance items).

Powertrain: 60 months/60,000 miles (engine, transmission/transaxle, front-wheel drive, rear-wheel drive, seatbelts and airbags).

Rust-Through: 60 months/unlimited miles (corrosion perforation of sheet metal).

Federal Emission Coverage: Components under the federal emission defect warranty are covered for 36 months/36,000 miles and specified major emission control components are covered for 8 years/80,000 miles. Specified major emission control components under emission performance warranty are also covered for 8 years/80,000 miles. In addition, emission performance warranty is applicable for 24 months/24,000 miles in states and local jurisdictions that require a periodic EPA-approved inspection and maintenance program.

California Emission Control Coverage: In California and any other state that adopts California emission warranty provisions, performance warranty and defect warranty coverage is applicable for 36 months/50,000 miles, and specific control devices are covered for 7 years/70,000 miles.

Accessories: Warranty coverage is for 12 months, regardless of mileage. If the part or accessory is installed during the New Vehicle Limited Warranty period, coverage is for 12 months or the remainder of the applicable warranty coverage, whichever is greater, with the exception of car covers, which are covered for 12 months only.

You may be eligible for transportation assistance if it's necessary that your vehicle be kept overnight for repairs covered under warranty. Please see your authorized Toyota dealership for further details.

For complete details about Toyota's warranties, please visit www.toyota.com, refer to the applicable Owner's Warranty Information booklet or see your Toyota dealer.

In addition, there may be times when we will establish a special policy adjustment that will further defray repair costs. For details about the new vehicle limited warranty, see your Toyota dealer. And for complete details of Toyota's warranties, please refer to your Owner's Warranty.

Disclaimers

[1] Vehicle Stability Control (VSC) is an electronic system designed to help the driver maintain vehicle control under adverse conditions. It is not a substitute for safe driving practices. Factors including speed, road conditions and driver steering input can all affect whether VSC will be effective in preventing a loss of control. Please see your Owner's Manual for further details.

[2] Brake Assist is designed to help the driver take full advantage of the benefits of ABS. It is not a substitute for safe driving practices. Braking effectiveness also depends on proper brake-system maintenance and tire and road conditions.

[3] All the airbag (AB) systems are Supplemental Restraint Systems. All ABs (if installed) are designed to inflate only under certain conditions and in certain types of severe collisions: frontal and knee ABs typically inflate in frontal collisions; side and side curtain ABs in side collisions; Roll-Sensing Curtain ABs at a severe tilt degree, roll or lateral G-force. In all other accidents, the ABs will not inflate. To decrease the risk of injury from an inflating AB, always wear seatbelts, sit upright in the middle of the seat as far back as possible and do not lean against the door. Do not put objects in front of an AB or around the seatback. Do not use a rearward-facing child seat in any front passenger seat. The force of an inflating AB may cause serious injury or death. See your Owner's Manual for further information/warnings.

[4] HomeLink® is a registered trademark of Johnson Controls, Inc.

[5] The phones on this site have been tested for Bluetooth® compatibility with Toyota vehicles. Performance will vary based on phone software version, coverage and your wireless carrier. Phones are warranted by their manufacturer, not Toyota.

[6] The navigation system is designed to assist in locating an address or point of interest. Discrepancies may be encountered between the system and your actual location. Road system changes may affect the accuracy of the information provided. Rely on your common sense to decide whether to follow a specified route. Detailed coverage not available in every city or roadway. Periodic updates available at an additional cost. See your Navigation System Owner's Manual for further details.

[7] The backup camera does not provide a comprehensive view of the rear area of the vehicle. You should also look around outside your vehicle and use your mirrors to confirm rearward clearance. Cold weather will limit effectiveness and view may become cloudy.

[8] Headphones are for passenger use only. Do not use while operating vehicle.

[9] Standard on V8 Long Bed.

[10] Payload is the GVWR minus curb weight and includes weight of occupants, optional equipment and cargo, limited by weight distribution. Payload is not the Vehicle Capacity Weight as defined by FMVSS 110, which will vary according to installed optional equipment.

[11] Before towing, confirm your vehicle and trailer are compatible, hooked up and loaded properly and that you have any necessary additional equipment. Do not exceed any Weight Ratings and follow all instructions in your Owner's Manual. The maximum you can tow depends on the total weight of any cargo, occupants and available equipment.


[12] 2007 EPA-estimated mileage. Actual mileage may vary.

**EVERYWHERE YOU LOOK,
IT'S BIG.**



TUNDRA

2007

 **TOYOTA** moving forward





4x4 Regular Cab w/4.7-Liter V8
5-Speed Automatic (8322)
MSRP** Starting At: \$26,480.00



4x4 Regular Cab w/5.7-Liter V8
6-Speed Automatic (8324)
MSRP** Starting At: \$27,440.00



4x4 Regular Cab Long Bed w/4.7-Liter V8
5-Speed Automatic (8326)
MSRP** Starting At: \$26,810.00



4x4 Regular Cab Long Bed w/5.7-Liter V8
6-Speed Automatic (8328)
MSRP** Starting At: \$27,770.00

Exterior colors available for your Tundra*

Super White		Silver Sky Metallic		Slate Metallic		Black	
Radiant Red		Salsa Red Pearl		Desert Sand Mica		Pyrite Mica	
Timberland Mica		Nautical Blue Metallic		Blue Streak Metallic			

Interior colors available for your Tundra*

Graphite Fabric		Sand Beige Fabric	
-----------------	--	-------------------	--

*This vehicle eBrochure is designed to identify vehicles commonly available in your area. If you would prefer to purchase a vehicle with no options or additional options, please contact your local dealer to check for current availability or the possibility of placing an order for such a vehicle.

MSRP**
2007 Manufacturer's Suggested Retail Price, excludes the Delivery, Processing and Handling Fee of \$620 for Cars and \$645 for Trucks, Vans and SUVs. (Historically, vehicle manufacturers and distributors have charged a separate fee for processing, handling and delivering vehicles to dealerships. Toyota's charge for these services is called the "Delivery, Processing and Handling Fee" and is based on the value of the processing, handling and delivery services Toyota provides as well as Toyota's overall pricing structure. Toyota may make a profit on the Delivery, Processing and Handling Fee.) Excludes taxes, license, title and available or regionally required equipment. The Delivery, Processing and Handling Fee in AL, AR, FL, GA, LA, MS, NC, OK, SC and TX is \$50-\$55 higher for Trucks, Sienna and SUVs, and \$55 higher for all other Toyota vehicles. Actual dealer price may vary. Pricing, specifications, standard features and available equipment are based on information available when this page was produced and are subject to change without notice.



Standard Features and Options*

S = Standard O = Optional P = Part of Package

4x4 Regular Cab w/4.7-Liter V8 5-Speed Auto (8322)

4x4 Regular Cab w/5.7-Liter V8 6-Speed Auto (8324)

4x4 Regular Cab Long Bed w/4.7-Liter V8 5-Speed Auto (8326)

4x4 Regular Cab Long Bed w/5.7-Liter V8 6-Speed Auto (8328)

MECHANICAL & PERFORMANCE

4.7-liter DOHC EFI V8, 32-valve engine with VVT-i	S	-	S	-
5.7-liter DOHC EFI V8, 32-valve engine with Dual VVT-i	-	S	-	S
5-speed automatic overdrive	S	-	S	-
6-speed automatic overdrive	-	S	-	S
Front independent coil-spring high-mounted double wishbone with stabilizer bar and low-pressure nitrogen gas shocks; rear live axle with trapezoidal multi-leaf rear suspension and staggered low-pressure nitrogen gas shocks	S	S	S	S
Rack-and-pinion hydraulic power steering	S	S	S	S
V8 Tow Package [11] - includes heavy-duty tow hitch receiver, 7-pin connector, trailer brake control prewire, supplemental transmission cooler, TOW/HAUL mode (not available on 4.7L models), transmission temperature gauge, 4.300 rear axle ratio (4.100 rear axle ratio on 4.7L models)	S	S	S	S

SAFETY

Star Safety System TM -Vehicle Stability Control (VSC) [1] + Traction Control (TRAC), Anti-lock Brake System (ABS) with Electronic Brake-force Distribution (EBD) and Brake Assist [2]	S	S	S	S
Driver and front passenger advanced airbags with Occupant Classification System [3] and passenger airbag cutoff switch	S	S	S	S
Driver and front passenger seat-mounted side airbags and roll-sensing side curtain airbags (RSCA) [3]	S	S	S	S
Anti-lock Brake System (ABS)	S	S	S	S
Automatic Limited-Slip Differential (Auto LSD)	S	S	S	S
3-point seatbelts in all seating positions	S	S	S	S

*This vehicle eBrochure is designed to identify vehicles commonly available in your area. If you would prefer to purchase a vehicle with no options or additional options, please contact your local dealer to check for current availability or the possibility of placing an order for such a vehicle.



Standard Features and Options*	4x4 Regular Cab w/4.7-Liter V8 5-Speed Auto (8322)	4x4 Regular Cab w/5.7-Liter V8 6-Speed Auto (8324)	4x4 Regular Cab Long Bed w/4.7-Liter V8 5-Speed Auto (8326)	4x4 Regular Cab Long Bed w/5.7-Liter V8 6-Speed Auto (8328)
	S = Standard O = Optional P = Part of Package			
Child Restraint System (CRS) top tether anchors for center and passenger seats, passenger-side ISO-FIX anchor	S	S	S	S
Engine immobilizer	S	S	S	S
EXTERIOR				
18-in. steel wheels with P255/70R18 tires	S	S	S	S
18-in. styled steel wheels with P255/70R18 tires	O	O	O	O
Black front and rear bumpers	S	S	S	S
Color-keyed front and rear bumpers	P	P	P	P
Color-keyed upper and chrome lower front bumper with chrome rear bumper	P	P	P	P
Black grille surround	S	S	S	S
Black door handles	S	S	S	S
Black tailgate handle	S	S	S	S
Power black outside mirrors	O	O	O	O
High Solar Energy-Absorbing (HSEA) rear glass	S	S	S	S
Sliding rear window with privacy glass	O	O	O	O
Fog Lamps	P	P	P	P
Tailgate assist	S	S	S	S
Deck Rail System with four adjustable tie-down cleats	O	O	O	O
Deck rail caps	S	S	S	S
Front tow hooks	S	S	S	S
COMFORT & CONVENIENCE				
Front bench seat-40/20/40 with passenger-side fold-flat	S	S	S	S
Bucket seats with passenger-side fold-flat	O	O	O	O

*This vehicle eBrochure is designed to identify vehicles commonly available in your area. If you would prefer to purchase a vehicle with no options or additional options, please contact your local dealer to check for current availability or the possibility of placing an order for such a vehicle.



Standard Features and Options* S = Standard O = Optional P = Part of Package	4x4 Regular Cab w/4.7-Liter V8 5-Speed Auto (8322)	4x4 Regular Cab w/5.7-Liter V8 6-Speed Auto (8324)	4x4 Regular Cab Long Bed w/4.7-Liter V8 5-Speed Auto (8326)	4x4 Regular Cab Long Bed w/5.7-Liter V8 6-Speed Auto (8328)
4-way adjustable driver-side and passenger-side seats	S	S	S	S
2-way adjustable headrests in all positions	S	S	S	S
Fabric seating	S	S	S	S
Tilt steering wheel with column shifter (bench seat)	S	S	S	S
Tilt/telescopic steering wheel with console shifter (bucket seats)	O	O	O	O
Center console box	O	O	O	O
2-speed windshield wipers	S	S	S	S
Variable intermittent windshield wipers	P	P	P	P
Auto-dimming rearview mirror with compass, HomeLink® [5] universal transceiver, and map lamps	O	O	O	O
Fabric sun visors	S	S	S	S
Vinyl flooring	S	S	S	S
Carpet flooring	O	O	O	O
Four cup holders	S	S	S	S
Two power points	S	S	S	S
Speedometer, tachometer, tripmeter, digital clock, temperature gauge	S	S	S	S
Automatic transmission oil temperature gauge	O	O	O	O
AM/FM/CD, four speakers with digital audio input	S	S	S	S
AM/FM/6-disc in-dash CD changer with four speakers and digital audio input	O	O	O	O
Fixed mast antenna	S	S	S	S
Dual zone (driver and passenger) manual air conditioning	S	S	S	S
Power windows, locks, mirrors	P	P	P	P
Cruise control	P	P	P	P
Remote keyless entry system	P	P	P	P

*This vehicle eBrochure is designed to identify vehicles commonly available in your area. If you would prefer to purchase a vehicle with no options or additional options, please contact your local dealer to check for current availability or the possibility of placing an order for such a vehicle.



Standard Features and Options* S = Standard O = Optional P = Part of Package	4x4 Regular Cab w/4.7-Liter V8 5-Speed Auto (8322)	4x4 Regular Cab w/5.7-Liter V8 6-Speed Auto (8324)	4x4 Regular Cab Long Bed w/4.7-Liter V8 5-Speed Auto (8326)	4x4 Regular Cab Long Bed w/5.7-Liter V8 6-Speed Auto (8328)
Ashtray and cigarette lighter	S	S	S	S

*This vehicle eBrochure is designed to identify vehicles commonly available in your area. If you would prefer to purchase a vehicle with no options or additional options, please contact your local dealer to check for current availability or the possibility of placing an order for such a vehicle.



Options*

4x4 Regular Cab Options

18-in. styled steel wheels with P255/70R18 tires

18-in. alloy wheels with P275/65R18 tires

AM/FM with 6-disc in-dash CD changer and audio input point, four speakers

Front- and rear-clearance sonar

Auto-dimming rearview mirror with HomeLink® [5] universal transceiver, compass and maplights

Daytime Running Lights (DRL)

Anti-theft alarm system

Cloth bucket seats with passenger-side fold-flat and 2-way adjustable headrests, manual driver-side power 10-way adjustable, passenger-side manual 4-way adjustable, tilt/telescopic steering wheel, console shifter, trip computer and center console box

Center-console storage area with sliding armrest for laptop computer or hanging file folder storage

Heated power outside mirrors—black

Windshield wipers - variable intermittent

Tow mirrors [4] - power, heated, extendable with turn signals, black

Mudguards, front and rear—black

Sliding rear window with privacy glass

Deck rail system with four adjustable tie-down cleats

4x4 Regular Cab Packages

Cold-Kit Package

- Heavy-duty battery
- Heavy-duty starter
- Enhanced anti-corrosion protection
- Windshield wiper de-icer grid with timer

SR5 Package

- Color-keyed upper and chrome lower front bumper with chrome grille surround and rear bumper
- Engine skid plate
- Power windows and door locks
- Cruise control
- Remote keyless entry system
- Windshield wipers—variable intermittent
- Flooring—carpet
- Fabric—SR5
- SR5 badges

Sport Appearance Package

- Color-keyed front and rear bumpers

*This vehicle eBrochure is designed to identify vehicles commonly available in your area. If you would prefer to purchase a vehicle with no options or additional options, please contact your local dealer to check for current availability or the possibility of placing an order for such a vehicle.



- Color-keyed grille surround
- Fog lamps
- Sliding rear window with privacy glass
- Power windows, door locks, outside mirrors
- Engine skid plate
- Cruise control
- Remote keyless entry system
- Windshield wipers—variable intermittent
- Flooring—carpet
- Fabric—SR5
- SR5 badges

TRD Off-Road Package (not available on Long Bed models)

- Off-road-tuned suspension
- Unique 18-in. aluminum alloy wheels
- P275/65R18 BFGoodrich® tires
- Fog lamps
- Front tow hooks
- TRD Off-Road Package graphics
- Sliding rear window with privacy glass
- Color-keyed upper and chrome lower front bumper with chrome grille surround and rear bumper
- Engine skid plate
- Power windows, door locks, outside mirrors
- Cruise control
- Remote keyless entry system
- Windshield wipers—variable intermittent
- Flooring—carpet
- Fabric—SR5
- SR5 badges

*This vehicle eBrochure is designed to identify vehicles commonly available in your area. If you would prefer to purchase a vehicle with no options or additional options, please contact your local dealer to check for current availability or the possibility of placing an order for such a vehicle.



ACCESSORIES - EXTERIOR



Ball Mounts
\$29.00

**Parts Only MSRP



Bed Cleat
\$42.00

**Parts Only MSRP



Bed Extender
\$320.00

*Installed MSRP



Bed Mat
SB/RB - \$127.00
LB - \$137.00

*Installed MSRP



Bed Rug
SB - \$409.00
RB - \$419.00
LB - \$434.00

**Parts Only MSRP



Bedliner
w/o Deck Rail SB/RB - \$325.00
w/o Deck Rail LB - \$355.00
w/Deck Rail SB/RB - \$345.00
w/Deck Rail LB - \$375.00

*Installed MSRP



Brushed Stainless Steel Step Board
\$559.00

*Installed MSRP



Cargo Divider
\$330.00

*Installed MSRP



Cargo Net
\$49.00

*Installed MSRP



Carved 20" Alloy Wheel
\$2,200.00

*Installed MSRP



Deck Rail w/Bed Cleats
SB/RB - \$210.00
LB - \$220.00

*Installed MSRP



Exhaust Tip
\$69.00

*Installed MSRP

* Installed MSRP is the Manufacturer's Suggest Retail Price for accessories installed by the manufacturer.

Actual prices for dealer installed accessories may vary. Please see your local Toyota dealer for pricing.

** Installation not included. See your local dealer for installed pricing.



ACCESSORIES - EXTERIOR



Front Skid Plate

\$425.00

*Installed MSRP



Locking Bike Fork Attachment

\$95.00

*Installed MSRP



Mini Tie Down w/Hook

\$45.00

*Installed MSRP



Spare Tire Lock

\$73.00

*Installed MSRP



Tow Hitch

DH - \$820.00

DI - \$485.00

*Installed MSRP



TRD Dual Side Exhaust

\$1,065.00

*Installed MSRP



Tube Steps

Chrome - \$519.00

Black - \$475.00

*Installed MSRP



Wheel Locks

\$79.00

*Installed MSRP

These exterior accessories are also available:

- 22" TRD Forged Alloy Wheel
- Hard Tonneau Cover
- Hood Protector
- License Plate Front Bracket
- TRD Performance Air Filter
- TRD Billet Oil Cap
- TRD Cold Air Intake
- TRD Rear Sway Bar
- TRD Big Brake Kit

* Installed MSRP is the Manufacturer's Suggest Retail Price for accessories installed by the manufacturer.

Actual prices for dealer installed accessories may vary. Please see your local Toyota dealer for pricing.

** Installation not included. See your local dealer for installed pricing.



ACCESSORIES - INTERIOR



All Weather Mats
2-PC Set - \$94.00
4-PC Set - \$162.00
*Installed MSRP



Auto Dimming Mirror
\$280.00
*Installed MSRP



Back-Up Camera w/Monitor
\$695.00
*Installed MSRP



Carpet Floor Mats
2-PC Set - \$111.00
4-PC Set - \$178.00
*Installed MSRP



Door Sill Protector
Reg. Cab - \$32.00
Double Cab - \$40.00
CrewMax - \$48.00
**Parts Only MSRP



Emergency Assistance Kit
\$70.00
*Installed MSRP



First Aid Kit
\$29.00
*Installed MSRP



Glass Breakage Sensor
\$165.00
Securtiy TVIPRS3200 Plus
\$299.00
*Installed MSRP



Remote Engine Start
\$529.00
*Installed MSRP



Satellite Radio - XM
\$449.00
*Installed MSRP



Seat Back Storage
\$65.00
*Installed MSRP



Shift Knob
\$85.00
*Installed MSRP

* Installed MSRP is the Manufacturer's Suggest Retail Price for accessories installed by the manufacturer. Actual prices for dealer installed accessories may vary. Please see your local Toyota dealer for pricing.
** Installation not included. See your local dealer for installed pricing.



ACCESSORIES - INTERIOR



Sport Pedals

\$85.00

*Installed MSRP



Under Seat Storage

\$65.00

*Installed MSRP



Wireless Headphones

\$82.00

*Installed MSRP

* Installed MSRP is the Manufacturer's Suggest Retail Price for accessories installed by the manufacturer.
Actual prices for dealer installed accessories may vary. Please see your local Toyota dealer for pricing.
** Installation not included. See your local dealer for installed pricing.



Specifications	4x4 Regular Cab w/4.7-Liter V8 5-Speed Auto (8322)	4x4 Regular Cab w/5.7-Liter V8 6-Speed Auto (8324)	4x4 Regular Cab Long Bed w/4.7-Liter V8 5-Speed Auto (8326)	4x4 Regular Cab Long Bed w/5.7-Liter V8 6-Speed Auto (8328)
Mechanical/Performance				
Engine	4.7-liter DOHC 32-valve EFI V8, with VVT-i - 271 hp @ 5400 rpm 313 lb.-ft. @ 3400 rpm	5.7-liter DOHC 32-valve EFI V8, with Dual VVT-i - 381 hp @ 5600 rpm 401 lb.-ft. @ 3600 rpm	4.7-liter DOHC 32-valve EFI V8, with VVT-i - 271 hp @ 5400 rpm 313 lb.-ft. @ 3400 rpm	5.7-liter DOHC 32-valve EFI V8, with Dual VVT-i - 381 hp @ 5600 rpm 401 lb.-ft. @ 3600 rpm
Transmission	5-speed automatic overdrive	6-speed automatic overdrive	5-speed automatic overdrive	6-speed automatic overdrive
Drivetrain	4WDemand system with electronically controlled 2-speed transfer case			
Suspension	Front independent coil-spring high-mounted double wishbone with stabilizer bar and low-pressure nitrogen gas shocks, rear live axle with trapezoidal multi-leaf rear suspension and staggered low-pressure nitrogen gas shocks			
Brakes	Power-assisted four-wheel Anti-lock Brake System (ABS) with Electronic Brake-force Distribution (EBD), Brake Assist [1], Vehicle Stability Control (VSC) [2], Traction Control (TRAC) and Automatic Limited-Slip Differential (Auto LSD); Active Traction Control (A-TRAC)			
Steering	Rack-and-pinion hydraulic power steering			
Exterior (in.)				
Overall height	76.2			
Overall width	79.9			
Overall length	209.8		228.7	
Wheelbase	126.8		145.7	
Inside bed length	78.7		97.6	
Inside bed depth	22.2			
Inside bed width at tailgate	66.4			
Inside bed width between wheelwells	50.0			
Front/Rear track	67.9			
Ground clearance	10.6			
Angle of approach/departure (degrees)	28/27			



Specifications	4x4 Regular Cab w/4.7-Liter V8 5-Speed Auto (8322)	4x4 Regular Cab w/5.7-Liter V8 6-Speed Auto (8324)	4x4 Regular Cab Long Bed w/4.7-Liter V8 5-Speed Auto (8326)	4x4 Regular Cab Long Bed w/5.7-Liter V8 6-Speed Auto (8328)
Interior (in.)				
Head room	40.2			
Leg room	42.5			
Shoulder room	66.7			
Hip room	63.0			
Maximum seating capacity	3			
Weights and Capacities				
Curb Weight	5120	5175	5220	5275
Payload Capacity	1680	1625	1780	1925
Towing Capacity	8200	10100	8100	10500
Gross Vehicle Weight Rating (GVWR)	5390	5445	5585	5645
Tires and Wheels				
Type	18-in. steel wheels with P255/70R18 tires			
EPA Mileage Estimates				
Miles Per Gallon (mpg city/highway) [5]	15/18	14/18	15/18	14/18



Warranties

Basic: 36 months/36,000 miles (all components other than normal wear and maintenance items).

Powertrain: 60 months/60,000 miles (engine, transmission/transaxle, front-wheel drive, rear-wheel drive, seatbelts and airbags).

Rust-Through: 60 months/unlimited miles (corrosion perforation of sheet metal).

Federal Emission Coverage: Components under the federal emission defect warranty are covered for 36 months/36,000 miles and specified major emission control components are covered for 8 years/80,000 miles. Specified major emission control components under emission performance warranty are also covered for 8 years/80,000 miles. In addition, emission performance warranty is applicable for 24 months/24,000 miles in states and local jurisdictions that require a periodic EPA-approved inspection and maintenance program.

California Emission Control Coverage: In California and any other state that adopts California emission warranty provisions, performance warranty and defect warranty coverage is applicable for 36 months/50,000 miles, and specific control devices are covered for 7 years/70,000 miles.

Accessories: Warranty coverage is for 12 months, regardless of mileage. If the part or accessory is installed during the New Vehicle Limited Warranty period, coverage is for 12 months or the remainder of the applicable warranty coverage, whichever is greater, with the exception of car covers, which are covered for 12 months only.

You may be eligible for transportation assistance if it's necessary that your vehicle be kept overnight for repairs covered under warranty. Please see your authorized Toyota dealership for further details.

For complete details about Toyota's warranties, please visit www.toyota.com, refer to the applicable Owner's Warranty Information booklet or see your Toyota dealer.

In addition, there may be times when we will establish a special policy adjustment that will further defray repair costs. For details about the new vehicle limited warranty, see your Toyota dealer. And for complete details of Toyota's warranties, please refer to your Owner's Warranty.

Disclaimers

[1] Vehicle Stability Control (VSC) is an electronic system designed to help the driver maintain vehicle control under adverse conditions. It is not a substitute for safe driving practices. Factors including speed, road conditions and driver steering input can all affect whether VSC will be effective in preventing a loss of control. Please see your Owner's Manual for further details.

[2] Brake Assist is designed to help the driver take full advantage of the benefits of ABS. It is not a substitute for safe driving practices. Braking effectiveness also depends on proper brake-system maintenance and tire and road conditions.

[3] All the airbag (AB) systems are Supplemental Restraint Systems. All ABs (if installed) are designed to inflate only under certain conditions and in certain types of severe collisions: frontal and knee ABs typically inflate in frontal collisions; side and side curtain ABs in side collisions; Roll-Sensing Curtain ABs at a severe tilt degree, roll or lateral G-force. In all other accidents, the ABs will not inflate. To decrease the risk of injury from an inflating AB, always wear seatbelts, sit upright in the middle of the seat as far back as possible and do not lean against the door. Do not put objects in front of an AB or around the seatback. Do not use a rearward-facing child seat in any front passenger seat. The force of an inflating AB may cause serious injury or death. See your Owner's Manual for further information/warnings.

[4] HomeLink® is a registered trademark of Johnson Controls, Inc.

[5] The phones on this site have been tested for Bluetooth® compatibility with Toyota vehicles. Performance will vary based on phone software version, coverage and your wireless carrier. Phones are warranted by their manufacturer, not Toyota.

[6] The navigation system is designed to assist in locating an address or point of interest. Discrepancies may be encountered between the system and your actual location. Road system changes may affect the accuracy of the information provided. Rely on your common sense to decide whether to follow a specified route. Detailed coverage not available in every city or roadway. Periodic updates available at an additional cost. See your Navigation System Owner's Manual for further details.

[7] The backup camera does not provide a comprehensive view of the rear area of the vehicle. You should also look around outside your vehicle and use your mirrors to confirm rearward clearance. Cold weather will limit effectiveness and view may become cloudy.

[8] Headphones are for passenger use only. Do not use while operating vehicle.

[9] Standard on V8 Long Bed.

[10] Payload is the GVWR minus curb weight and includes weight of occupants, optional equipment and cargo, limited by weight distribution. Payload is not the Vehicle Capacity Weight as defined by FMVSS 110, which will vary according to installed optional equipment.

[11] Before towing, confirm your vehicle and trailer are compatible, hooked up and loaded properly and that you have any necessary additional equipment. Do not exceed any Weight Ratings and follow all instructions in your Owner's Manual. The maximum you can tow depends on the total weight of any cargo, occupants and available equipment.


[12] 2007 EPA-estimated mileage. Actual mileage may vary.

**EVERYWHERE YOU LOOK,
IT'S BIG.**



TUNDRA

2007

 **TOYOTA** moving forward



TUNDRA 07



TOYOTA | *moving forward* ▶



4x4 Double Cab SR5 w/4.7-Liter V8
5-Speed Automatic (8340)
MSRP** Starting At: \$29,900.00



4x4 Double Cab SR5 w/5.7-Liter V8
6-Speed Automatic (8342)
MSRP** Starting At: \$31,160.00



4x4 Double Cab Long Bed SR5 w/4.7-Liter V8
5-Speed Automatic (8344)
MSRP** Starting At: \$30,230.00



4x4 Double Cab Long Bed SR5 w/5.7-Liter V8
6-Speed Automatic (8346)
MSRP** Starting At: \$31,490.00



4x4 Double Cab Ltd w/4.7-Liter V8
5-Speed Automatic (8350)
MSRP** Starting At: \$37,290.00



4x4 Double Cab Ltd w/5.7-Liter V8
6-Speed Automatic (8352)
MSRP** Starting At: \$38,550.00

Exterior colors available for your Tundra*

Super White		Silver Sky Metallic		Slate Metallic		Black	
Radiant Red		Salsa Red Pearl		Desert Sand Mica		Pyrite Mica	
Timberland Mica		Nautical Blue Metallic		Blue Streak Metallic			

Interior colors available for your Tundra*

Graphite Fabric		Black Fabric		Sand Beige Fabric		Graphite Leather	
Red Rock Leather		Sand Beige Leather					

*This vehicle eBrochure is designed to identify vehicles commonly available in your area. If you would prefer to purchase a vehicle with no options or additional options, please contact your local dealer to check for current availability or the possibility of placing an order for such a vehicle.

MSRP**
2007 Manufacturer's Suggested Retail Price, excludes the Delivery, Processing and Handling Fee of \$620 for Cars and \$645 for Trucks, Vans and SUVs. (Historically, vehicle manufacturers and distributors have charged a separate fee for processing, handling and delivering vehicles to dealerships. Toyota's charge for these services is called the "Delivery, Processing and Handling Fee" and is based on the value of the processing, handling and delivery services Toyota provides as well as Toyota's overall pricing structure. Toyota may make a profit on the Delivery, Processing and Handling Fee.) Excludes taxes, license, title and available or regionally required equipment. The Delivery, Processing and Handling Fee in AL, AR, FL, GA, LA, MS, NC, OK, SC and TX is \$50-\$55 higher for Trucks, Sienna and SUVs, and \$55 higher for all other Toyota vehicles. Actual dealer price may vary. Pricing, specifications, standard features and available equipment are based on information available when this page was produced and are subject to change without notice.



Standard Features and Options*

S = Standard O = Optional P = Part of Package

4x4 Double Cab
SR5 w/4.7-Liter
V8 5-Speed
Auto (8340)

4x4 Double Cab
SR5 w/5.7-Liter
V8 6-Speed
Auto (8342)

4x4 Double Cab
Long Bed SR5
w/4.7-Liter V8 5-
Speed Auto
(8344)

4x4 Double Cab
Long Bed SR5
w/5.7-Liter V8 6-
Speed Auto
(8346)

4x4 Double Cab
Ltd w/4.7-Liter
V8 5-Speed
Auto (8350)

4x4 Double Cab
Ltd w/5.7-Liter
V8 6-Speed
Auto (8352)

MECHANICAL & PERFORMANCE

4.7-liter DOHC EFI V8, 32-valve engine with VVT-i	S	-	S	-	S	-
5.7-liter DOHC EFI V8, 32-valve engine with Dual VVT-i	-	S	-	S	-	S
5-speed automatic overdrive	S	-	S	-	S	-
6-speed automatic overdrive	-	S	-	S	-	S
Front independent coil-spring high-mounted double wishbone with stabilizer bar and low-pressure nitrogen gas shocks; rear live axle with trapezoidal multi-leaf rear suspension and staggered low-pressure nitrogen gas shocks	S	S	S	S	S	S
Rack-and-pinion hydraulic power steering	S	S	S	S	S	S
V8 Tow Package [11] - includes heavy-duty tow hitch receiver, 7-pin connector, trailer brake control prewire, supplemental transmission cooler, TOW/HAUL mode (not available on 4.7L models), transmission temperature gauge, 4.300 rear axle ratio (4.100 rear axle ratio on 4.7L models)	S	S	S	S	S	S

SAFETY

Star Safety System™ -Vehicle Stability Control (VSC) [1] + Traction Control (TRAC), Anti-lock Brake System (ABS) with Electronic Brake-force Distribution (EBD) and Brake Assist [2]	S	S	S	S	S	S
Driver and front passenger advanced airbags with Occupant Classification System [3] and passenger airbag cutoff switch	S	S	S	S	S	S
Driver and front passenger seat-mounted side airbags and roll-sensing side curtain airbags (RSCA) [3]	S	S	S	S	S	S
Anti-lock Brake System (ABS)	S	S	S	S	S	S
Automatic Limited-Slip Differential (Auto LSD)	S	S	S	S	S	S
3-point seatbelts in all seating positions	S	S	S	S	S	S

*This vehicle eBrochure is designed to identify vehicles commonly available in your area. If you would prefer to purchase a vehicle with no options or additional options, please contact your local dealer to check for current availability or the possibility of placing an order for such a vehicle.



Standard Features and Options*

S = Standard O = Optional P = Part of Package

	4x4 Double Cab SR5 w/4.7-Liter V8 5-Speed Auto (8340)	4x4 Double Cab SR5 w/5.7-Liter V8 6-Speed Auto (8342)	4x4 Double Cab Long Bed SR5 w/4.7-Liter V8 5-Speed Auto (8344)	4x4 Double Cab Long Bed SR5 w/5.7-Liter V8 6-Speed Auto (8346)	4x4 Double Cab Ltd w/4.7-Liter V8 5-Speed Auto (8350)	4x4 Double Cab Ltd w/5.7-Liter V8 6-Speed Auto (8352)
Child Restraint System (CRS) top tether anchors for center and passenger seats, passenger-side ISO-FIX anchor	S	S	S	S	S	S
Engine immobilizer	S	S	S	S	S	S
Anti-theft alarm system	-	-	-	-	S	S
EXTERIOR						
18-in. styled steel wheels with P255/70R18 tires	S	S	S	S	-	-
18-in. alloy wheels with P275/65R18 tires	O	O	O	O	S	S
18-in. TRD Off-Road Package with P275/65R18 BFGoodrich™ tires	P	P	P	P	P	P
Color-keyed upper and chrome lower front bumper with chrome rear bumper	S	S	S	S	-	-
Color-keyed front and rear bumpers	P	P	P	P	S	S
Chrome grille surround	S	S	S	S	-	-
Chrome grille surround with chrome bars	-	-	-	-	S	S
Black door handles	S	S	S	S	-	-
Chrome door handles	-	-	-	-	S	S
Black tailgate handle	S	S	S	S	S	S
Power black outside mirrors	S	S	S	S	-	-
Outside mirrors-power, retractable, heated, auto-dimming with turn signal, chrome	-	-	-	-	S	S
High Solar Energy-Absorbing (HSEA) rear glass	S	S	S	S	-	-
Sliding rear window with privacy glass	O	O	O	O	S	S
Rear door-privacy glass	-	-	-	-	S	S
Fog lamps	P	P	P	P	S	S
Tailgate assist	S	S	S	S	S	S

*This vehicle eBrochure is designed to identify vehicles commonly available in your area. If you would prefer to purchase a vehicle with no options or additional options, please contact your local dealer to check for current availability or the possibility of placing an order for such a vehicle.



Standard Features and Options*

S = Standard O = Optional P = Part of Package

	4x4 Double Cab SR5 w/4.7-Liter V8 5-Speed Auto (8340)	4x4 Double Cab SR5 w/5.7-Liter V8 6-Speed Auto (8342)	4x4 Double Cab Long Bed SR5 w/4.7-Liter V8 5-Speed Auto (8344)	4x4 Double Cab Long Bed SR5 w/5.7-Liter V8 6-Speed Auto (8346)	4x4 Double Cab Ltd w/4.7-Liter V8 5-Speed Auto (8350)	4x4 Double Cab Ltd w/5.7-Liter V8 6-Speed Auto (8352)
Deck Rail System with four adjustable tie-down cleats	O	O	O	O	S	S
Deck rail caps	S	S	S	S	S	S
Front tow hooks	S	S	S	S	S	S
COMFORT & CONVENIENCE						
Front bench seat-40/20/40 with passenger-side fold-flat	S	S	S	S	-	-
Bucket seats with passenger-side fold-flat	O	O	O	O	S	S
Driver-side 8-way adjustable, passenger-side 4-way adjustable	S	S	S	S	-	-
Driver-side power 10-way adjustable, passenger-side power 4-way adjustable	-	-	-	-	S	S
Driver-side power lumbar	-	-	-	-	S	S
Passenger-side power lumbar	-	-	-	-	S	S
Driver and front passenger seatback pocket	S	S	S	S	S	S
2-way adjustable headrests in all positions	S	S	S	S	S	S
Fabric-SR5 grade	S	S	S	S	-	-
Leather-trimmed seats, heated	-	-	-	-	S	S
Tilt steering wheel with column shifter (bench seat)	S	S	S	S	-	-
Tilt/telescopic steering wheel with console shifter (bucket seats)	O	O	O	O	S	S
Center console box	O	O	O	O	S	S
Variable intermittent windshield wipers	S	S	S	S	S	S
Auto-dimming rearview mirror with compass, HomeLink® [5] universal transceiver, and map lamps	O	O	O	O	S	S
Sun visors-extendors, mirrors	S	S	S	S	-	-
Sun visors-double, extendors, illuminated mirrors	-	-	-	-	S	S
Carpet flooring	S	S	S	S	S	S
Cup holders with four front and two rear	S	S	S	S	S	S

*This vehicle eBrochure is designed to identify vehicles commonly available in your area. If you would prefer to purchase a vehicle with no options or additional options, please contact your local dealer to check for current availability or the possibility of placing an order for such a vehicle.



Standard Features and Options*

S = Standard O = Optional P = Part of Package

	4x4 Double Cab SR5 w/4.7-Liter V8 5-Speed Auto (8340)	4x4 Double Cab SR5 w/5.7-Liter V8 6-Speed Auto (8342)	4x4 Double Cab Long Bed SR5 w/4.7-Liter V8 5-Speed Auto (8344)	4x4 Double Cab Long Bed SR5 w/5.7-Liter V8 6-Speed Auto (8346)	4x4 Double Cab Ltd w/4.7-Liter V8 5-Speed Auto (8350)	4x4 Double Cab Ltd w/5.7-Liter V8 6-Speed Auto (8352)
Overhead console	S	S	S	S	S	S
Two power points	S	S	S	S	S	S
Rear power points	S	S	S	S	S	S
Optitron gauges	-	-	-	-	S	S
Speedometer, tachometer, tripmeter, digital clock, temperature gauge	S	S	S	S	S	S
Automatic transmission oil temperature gauge	O	O	O	O	S	S
Multi-information display (clock, temperature, current/average mpg, date, customizable features)	-	-	-	-	S	S
AM/FM/CD, six speakers with digital audio input	S	S	S	S	-	-
JBL® AM/FM 6-disc, 10 speakers, Bluetooth® [6] wireless technology, steering wheel-mounted audio controls, digital audio input	O	O	O	O	S	S
Fixed mast antenna	S	S	S	S	S	S
Dual zone (driver and passenger) manual air conditioning	S	S	S	S	-	-
Dual zone (driver and passenger) automatic air conditioning	-	-	-	-	S	S
Power windows, locks, mirrors	S	S	S	S	S	S
Cruise control	S	S	S	S	S	S
Remote keyless entry system	S	S	S	S	S	S
Rear heater ducts	S	S	S	S	S	S
Illuminated entry system	S	S	S	S	S	S
Maplight	S	S	S	S	S	S
Glove box/ashtray illumination	S	S	S	S	S	S
Ashtray and cigarette lighter	S	S	S	S	S	S

*This vehicle eBrochure is designed to identify vehicles commonly available in your area. If you would prefer to purchase a vehicle with no options or additional options, please contact your local dealer to check for current availability or the possibility of placing an order for such a vehicle.



Options*

4x4 Double Cab Options

18-in. alloy wheels with P275/65R18 tires

20-in. alloy wheels with P275/55R20 tires

AM/FM with 6-disc in-dash CD changer and audio input point, six speakers

JBL® AM/FM with 6-disc in-dash CD changer auxiliary audio jack, 12 speakers, 440W-peak-output amplifier, Bluetooth® [6] wireless technology capability and steering wheel audio controls

DVD navigation system [7] with backup camera [8], JBL® AM/FM 4-disc in-dash CD changer, auxiliary audio jack, 12 speakers, 440W-peak-output amplifier, Bluetooth® [6] wireless technology capability and steering wheel audio controls

Front- and rear-clearance sonar

Auto-dimming rearview mirror with HomeLink® [5] universal transceiver, compass and maplamps

Daytime Running Lights (DRL)

Anti-theft alarm system

Cloth bucket seats 8-way power-adjustable driver-side and 4-way adjustable passenger-side, with adjustable headrests and tilt/telescopic steering wheel with console shifter

Driver and passenger power lumbar support

Center-console storage area with sliding armrest for laptop computer or hanging file folder storage

Heated power outside mirrors—black

Tow mirrors [4] - power, heated, extendable with turn signals, black (requires V8 Tow Package)

Mudguards, front and rear—black

Sliding rear window with privacy glass

Running boards—black

Deck rail system with four adjustable tie-down cleats

Rear underseat storage

4x4 Double Cab Packages

Cold-Kit Package

- Heavy-duty battery
- Heavy-duty starter
- Enhanced anti-corrosion protection
- Windshield wiper de-icer grid with timer

Sport Appearance Package

- Color-keyed front and rear bumpers
- Color-keyed grille surround
- Fog lamps
- Sliding rear window with privacy glass

*This vehicle eBrochure is designed to identify vehicles commonly available in your area. If you would prefer to purchase a vehicle with no options or additional options, please contact your local dealer to check for current availability or the possibility of placing an order for such a vehicle.



TRD Off-Road Package

- Off-road-tuned suspension
- Unique 18-in. aluminum alloy wheels
- P275/65R18 BFGoodrich® tires
- Fog lamps
- Front tow hooks
- TRD Off-Road Package graphics
- Sliding rear window with privacy glass

*This vehicle eBrochure is designed to identify vehicles commonly available in your area. If you would prefer to purchase a vehicle with no options or additional options, please contact your local dealer to check for current availability or the possibility of placing an order for such a vehicle.



ACCESSORIES - EXTERIOR



Ball Mounts
\$29.00

**Parts Only MSRP



Bed Cleat
\$42.00

**Parts Only MSRP



Bed Extender
\$320.00

*Installed MSRP



Bed Mat
SB/RB - \$127.00
LB - \$137.00

*Installed MSRP



Bed Rug
SB - \$409.00
RB - \$419.00
LB - \$434.00

**Parts Only MSRP



Bedliner
w/o Deck Rail SB/RB - \$325.00
w/o Deck Rail LB - \$355.00
w/Deck Rail SB/RB - \$345.00
w/Deck Rail LB - \$375.00

*Installed MSRP



Brushed Stainless Steel Step Board
\$559.00

*Installed MSRP



Cargo Divider
\$330.00

*Installed MSRP



Cargo Net
\$49.00

*Installed MSRP



Carved 20" Alloy Wheel
\$2,200.00

*Installed MSRP



Deck Rail w/Bed Cleats
SB/RB - \$210.00
LB - \$220.00

*Installed MSRP



Exhaust Tip
\$69.00

*Installed MSRP

* Installed MSRP is the Manufacturer's Suggest Retail Price for accessories installed by the manufacturer.

Actual prices for dealer installed accessories may vary. Please see your local Toyota dealer for pricing.

** Installation not included. See your local dealer for installed pricing.



ACCESSORIES - EXTERIOR



Front Skid Plate

\$425.00

*Installed MSRP



Locking Bike Fork Attachment

\$95.00

*Installed MSRP



Mini Tie Down w/Hook

\$45.00

*Installed MSRP



Spare Tire Lock

\$73.00

*Installed MSRP



Tow Hitch

DH - \$820.00

DI - \$485.00

*Installed MSRP



TRD Dual Side Exhaust

\$1,065.00

*Installed MSRP



Tube Steps

Chrome - \$519.00

Black - \$475.00

*Installed MSRP



Wheel Locks

\$79.00

*Installed MSRP

These exterior accessories are also available:

- 22" TRD Forged Alloy Wheel
- Hard Tonneau Cover
- Hood Protector
- License Plate Front Bracket
- TRD Performance Air Filter
- TRD Billet Oil Cap
- TRD Cold Air Intake
- TRD Rear Sway Bar
- TRD Big Brake Kit

* Installed MSRP is the Manufacturer's Suggest Retail Price for accessories installed by the manufacturer.

Actual prices for dealer installed accessories may vary. Please see your local Toyota dealer for pricing.

** Installation not included. See your local dealer for installed pricing.



ACCESSORIES - INTERIOR



All Weather Mats
2-PC Set - \$94.00
4-PC Set - \$162.00
*Installed MSRP



Auto Dimming Mirror
\$280.00
*Installed MSRP



Back-Up Camera w/Monitor
\$695.00
*Installed MSRP



Carpet Floor Mats
2-PC Set - \$111.00
4-PC Set - \$178.00
*Installed MSRP



Door Sill Protector
Reg. Cab - \$32.00
Double Cab - \$40.00
CrewMax - \$48.00
**Parts Only MSRP



Emergency Assistance Kit
\$70.00
*Installed MSRP



First Aid Kit
\$29.00
*Installed MSRP



Glass Breakage Sensor
\$165.00
Securtiy TVIPRS3200 Plus
\$299.00
*Installed MSRP



Remote Engine Start
\$529.00
*Installed MSRP



Satellite Radio - XM
\$449.00
*Installed MSRP



Seat Back Storage
\$65.00
*Installed MSRP



Shift Knob
\$85.00
*Installed MSRP

* Installed MSRP is the Manufacturer's Suggest Retail Price for accessories installed by the manufacturer. Actual prices for dealer installed accessories may vary. Please see your local Toyota dealer for pricing.
** Installation not included. See your local dealer for installed pricing.



ACCESSORIES - INTERIOR



Sport Pedals

\$85.00

*Installed MSRP



Under Seat Storage

\$65.00

*Installed MSRP



Wireless Headphones

\$82.00

*Installed MSRP

* Installed MSRP is the Manufacturer's Suggest Retail Price for accessories installed by the manufacturer.
Actual prices for dealer installed accessories may vary. Please see your local Toyota dealer for pricing.
** Installation not included. See your local dealer for installed pricing.



Specifications	4x4 Double Cab SR5 w/4.7-Liter V8 5-Speed Auto (8340)	4x4 Double Cab SR5 w/5.7-Liter V8 6-Speed Auto (8342)	4x4 Double Cab Long Bed SR5 w/4.7-Liter V8 5-Speed Auto (8344)	4x4 Double Cab Long Bed SR5 w/5.7-Liter V8 6-Speed Auto (8346)	4x4 Double Cab Ltd w/4.7-Liter V8 5-Speed Auto (8350)	4x4 Double Cab Ltd w/5.7-Liter V8 6-Speed Auto (8352)
Mechanical/Performance						
Engine	4.7-liter DOHC 32-valve EFI V8, with VVT-i - 271 hp @ 5400 rpm 313 lb.-ft. @ 3400 rpm	5.7-liter DOHC 32-valve EFI V8, with Dual VVT-i - 381 hp @ 5600 rpm 401 lb.-ft. @ 3600 rpm	4.7-liter DOHC 32-valve EFI V8, with VVT-i - 271 hp @ 5400 rpm 313 lb.-ft. @ 3400 rpm	5.7-liter DOHC 32-valve EFI V8, with Dual VVT-i - 381 hp @ 5600 rpm 401 lb.-ft. @ 3600 rpm	4.7-liter DOHC 32-valve EFI V8, with VVT-i - 271 hp @ 5400 rpm 313 lb.-ft. @ 3400 rpm	5.7-liter DOHC 32-valve EFI V8, with Dual VVT-i - 381 hp @ 5600 rpm 401 lb.-ft. @ 3600 rpm
Transmission	5-speed automatic overdrive	6-speed automatic overdrive	5-speed automatic overdrive	6-speed automatic overdrive	5-speed automatic overdrive	6-speed automatic overdrive
Drivetrain	4WDemand system with electronically controlled 2-speed transfer case					
Suspension	Front independent coil-spring high-mounted double wishbone with stabilizer bar and low-pressure nitrogen gas shocks, rear live axle with trapezoidal multi-leaf rear suspension and staggered low-pressure nitrogen gas shocks					
Brakes	Power-assisted four-wheel Anti-lock Brake System (ABS) with Electronic Brake-force Distribution (EBD), Brake Assist [1], Vehicle Stability Control (VSC) [2], Traction Control (TRAC) and Automatic Limited-Slip Differential (Auto LSD); Active Traction Control (A-TRAC)					
Steering	Rack-and-pinion hydraulic power steering					
Exterior (in.)						
Overall height	76.2					
Overall width	79.9					
Overall length	228.7		247.6		228.7	
Wheelbase	145.7		164.6		145.7	
Inside bed length	78.7		97.6		78.7	
Inside bed depth	22.2					
Inside bed width at tailgate	66.4					
Inside bed width between wheelwells	50.0					



Specifications	4x4 Double Cab SR5 w/4.7-Liter V8 5- Speed Auto (8340)	4x4 Double Cab SR5 w/5.7-Liter V8 6- Speed Auto (8342)	4x4 Double Cab Long Bed SR5 w/4.7-Liter V8 5- Speed Auto (8344)	4x4 Double Cab Long Bed SR5 w/5.7-Liter V8 6- Speed Auto (8346)	4x4 Double Cab Ltd w/4.7-Liter V8 5- Speed Auto (8350)	4x4 Double Cab Ltd w/5.7-Liter V8 6- Speed Auto (8352)
Front/Rear track	67.9					
Ground clearance	10.8					
Angle of approach/departure (degrees)	29/25		29/20		29/25	
Interior (in.)						
Head room (front/rear)	40.2/38.7					
Leg room (front/rear)	42.5/34.7					
Shoulder room (front/rear)	66.6/65.7					
Hip room (front/rear)	63.0/62.6					
Maximum seating capacity	6				5	
Weights and Capacities						
Curb Weight	5465	5520	5585	5645	5485	5540
Payload Capacity	1435	1580	1415	1555	1435	1580
Towing Capacity	7800	10300	7770	10200	7800	10300
Gross Vehicle Weight Rating (GVWR)	5390	5445	5585	5645	6900	7100
Tires and Wheels						
Type	18-in. styled steel wheels with P255/70R18 tires				18-in. alloy wheels with P275/65R18 tires	
EPA Mileage Estimates						
Miles Per Gallon (mpg city/highway) [5]	15/18	14/18	15/18	14/18	15/18	14/18



Warranties

Basic: 36 months/36,000 miles (all components other than normal wear and maintenance items).

Powertrain: 60 months/60,000 miles (engine, transmission/transaxle, front-wheel drive, rear-wheel drive, seatbelts and airbags).

Rust-Through: 60 months/unlimited miles (corrosion perforation of sheet metal).

Federal Emission Coverage: Components under the federal emission defect warranty are covered for 36 months/36,000 miles and specified major emission control components are covered for 8 years/80,000 miles. Specified major emission control components under emission performance warranty are also covered for 8 years/80,000 miles. In addition, emission performance warranty is applicable for 24 months/24,000 miles in states and local jurisdictions that require a periodic EPA-approved inspection and maintenance program.

California Emission Control Coverage: In California and any other state that adopts California emission warranty provisions, performance warranty and defect warranty coverage is applicable for 36 months/50,000 miles, and specific control devices are covered for 7 years/70,000 miles.

Accessories: Warranty coverage is for 12 months, regardless of mileage. If the part or accessory is installed during the New Vehicle Limited Warranty period, coverage is for 12 months or the remainder of the applicable warranty coverage, whichever is greater, with the exception of car covers, which are covered for 12 months only.

You may be eligible for transportation assistance if it's necessary that your vehicle be kept overnight for repairs covered under warranty. Please see your authorized Toyota dealership for further details.

For complete details about Toyota's warranties, please visit www.toyota.com, refer to the applicable Owner's Warranty Information booklet or see your Toyota dealer.

In addition, there may be times when we will establish a special policy adjustment that will further defray repair costs. For details about the new vehicle limited warranty, see your Toyota dealer. And for complete details of Toyota's warranties, please refer to your Owner's Warranty.

Disclaimers

[1] Vehicle Stability Control (VSC) is an electronic system designed to help the driver maintain vehicle control under adverse conditions. It is not a substitute for safe driving practices. Factors including speed, road conditions and driver steering input can all affect whether VSC will be effective in preventing a loss of control. Please see your Owner's Manual for further details.

[2] Brake Assist is designed to help the driver take full advantage of the benefits of ABS. It is not a substitute for safe driving practices. Braking effectiveness also depends on proper brake-system maintenance and tire and road conditions.

[3] All the airbag (AB) systems are Supplemental Restraint Systems. All ABs (if installed) are designed to inflate only under certain conditions and in certain types of severe collisions: frontal and knee ABs typically inflate in frontal collisions; side and side curtain ABs in side collisions; Roll-Sensing Curtain ABs at a severe tilt degree, roll or lateral G-force. In all other accidents, the ABs will not inflate. To decrease the risk of injury from an inflating AB, always wear seatbelts, sit upright in the middle of the seat as far back as possible and do not lean against the door. Do not put objects in front of an AB or around the seatback. Do not use a rearward-facing child seat in any front passenger seat. The force of an inflating AB may cause serious injury or death. See your Owner's Manual for further information/warnings.

[4] HomeLink® is a registered trademark of Johnson Controls, Inc.

[5] The phones on this site have been tested for Bluetooth® compatibility with Toyota vehicles. Performance will vary based on phone software version, coverage and your wireless carrier. Phones are warranted by their manufacturer, not Toyota.

[6] The navigation system is designed to assist in locating an address or point of interest. Discrepancies may be encountered between the system and your actual location. Road system changes may affect the accuracy of the information provided. Rely on your common sense to decide whether to follow a specified route. Detailed coverage not available in every city or roadway. Periodic updates available at an additional cost. See your Navigation System Owner's Manual for further details.

[7] The backup camera does not provide a comprehensive view of the rear area of the vehicle. You should also look around outside your vehicle and use your mirrors to confirm rearward clearance. Cold weather will limit effectiveness and view may become cloudy.

[8] Headphones are for passenger use only. Do not use while operating vehicle.

[9] Standard on V8 Long Bed.

[10] Payload is the GVWR minus curb weight and includes weight of occupants, optional equipment and cargo, limited by weight distribution. Payload is not the Vehicle Capacity Weight as defined by FMVSS 110, which will vary according to installed optional equipment.

[11] Before towing, confirm your vehicle and trailer are compatible, hooked up and loaded properly and that you have any necessary additional equipment. Do not exceed any Weight Ratings and follow all instructions in your Owner's Manual. The maximum you can tow depends on the total weight of any cargo, occupants and available equipment.


[12] 2007 EPA-estimated mileage. Actual mileage may vary.

**EVERYWHERE YOU LOOK,
IT'S BIG.**



TUNDRA

2007

 **TOYOTA** moving forward



TUNDRA 07



TOYOTA | *moving forward* ▶



4x4 CrewMax SR5 w/4.7-Liter V8
5-Speed Automatic (8360)
MSRP** Starting At: \$32,725.00



4x4 CrewMax SR5 w/5.7-Liter V8
6-Speed Automatic (8362)
MSRP** Starting At: \$33,985.00














4x4 CrewMax Ltd w/4.7-Liter V8
5-Speed Automatic (8370)
MSRP** Starting At: \$40,590.00



4X4 CrewMax Ltd w/5.7-Liter V8
6-Speed Automatic (8372)
MSRP** Starting At: \$41,850.00

Exterior colors available for your Tundra*

Super White		Silver Sky Metallic		Black		Radiant Red	
Salsa Red Pearl		Desert Sand Mica		Pyrite Mica		Timberland Mica	
Nautical Blue Metallic		Blue Streak Metallic		Slate Metallic			

Interior colors available for your Tundra*

Graphite Fabric		Black Fabric		Sand Beige Fabric		Graphite Leather	
-----------------	---	--------------	---	-------------------	--	------------------	---

TUNDRA 07



 **TOYOTA** | *moving forward* ▶

Red Rock
Leather



Sand Beige
Leather



*This vehicle eBrochure is designed to identify vehicles commonly available in your area. If you would prefer to purchase a vehicle with no options or additional options, please contact your local dealer to check for current availability or the possibility of placing an order for such a vehicle.

MSRP**

2007 Manufacturer's Suggested Retail Price, excludes the Delivery, Processing and Handling Fee of \$620 for Cars and \$645 for Trucks, Vans and SUVs. (Historically, vehicle manufacturers and distributors have charged a separate fee for processing, handling and delivering vehicles to dealerships. Toyota's charge for these services is called the "Delivery, Processing and Handling Fee" and is based on the value of the processing, handling and delivery services Toyota provides as well as Toyota's overall pricing structure. Toyota may make a profit on the Delivery, Processing and Handling Fee.) Excludes taxes, license, title and available or regionally required equipment. The Delivery, Processing and Handling Fee in AL, AR, FL, GA, LA, MS, NC, OK, SC and TX is \$50-\$55 higher for Trucks, Sienna and SUVs, and \$55 higher for all other Toyota vehicles. Actual dealer price may vary. Pricing, specifications, standard features and available equipment are based on information available when this page was produced and are subject to change without notice.



Standard Features and Options*

S = Standard O = Optional P = Part of Package

4x4 CrewMax SR5 w/4.7-Liter V8 5-Speed Auto (8360)

4x4 CrewMax SR5 w/5.7-Liter V8 6-Speed Auto (8362)

4x4 CrewMax Ltd w/4.7-Liter V8 5-Speed Auto (8370)

4X4 CrewMax Ltd w/5.7-Liter V8 6-Speed Auto (8372)

MECHANICAL & PERFORMANCE

4.7-liter DOHC EFI V8, 32-valve engine with VVT-i	S	-	S	-
5.7-liter DOHC EFI V8, 32-valve engine with Dual VVT-i	-	S	-	S
5-speed automatic overdrive	S	-	S	-
6-speed automatic overdrive	-	S	-	S
Front independent coil-spring high-mounted double wishbone with stabilizer bar and low-pressure nitrogen gas shocks; rear live axle with trapezoidal multi-leaf rear suspension and staggered low-pressure nitrogen gas shocks	S	S	S	-
Rack-and-pinion hydraulic power steering	S	S	S	S
V8 Tow Package [11] - includes heavy-duty tow hitch receiver, 7-pin connector, trailer brake control prewire, supplemental transmission cooler, TOW/HAUL mode (not available on 4.7L models), transmission temperature gauge, 4.300 rear axle ratio (4.100 rear axle ratio on 4.7L models)	S	S	S	S

SAFETY

Star Safety System™ -Vehicle Stability Control (VSC) [1] + Traction Control (TRAC), Anti-lock Brake System (ABS) with Electronic Brake-force Distribution (EBD) and Brake Assist [2]	S	S	S	S
Driver and front passenger advanced airbags with Occupant Classification System [3] and passenger airbag cutoff switch	S	S	S	S
Driver and front passenger seat-mounted side airbags and roll-sensing side curtain airbags (RSCA) [3]	S	S	S	S
Automatic Limited-Slip Differential (Auto LSD)	S	S	S	S
Child Restraint System (CRS) top tether anchors for center and passenger seats, passenger-side ISO-FIX anchor	S	S	S	S
3-point seatbelts in all seating positions	S	S	S	S

*This vehicle eBrochure is designed to identify vehicles commonly available in your area. If you would prefer to purchase a vehicle with no options or additional options, please contact your local dealer to check for current availability or the possibility of placing an order for such a vehicle.



Standard Features and Options* S = Standard O = Optional P = Part of Package	4x4 CrewMax SR5 w/4.7-Liter V8 5-Speed Auto (8360)	4x4 CrewMax SR5 w/5.7-Liter V8 6-Speed Auto (8362)	4x4 CrewMax Ltd w/4.7-Liter V8 5-Speed Auto (8370)	4X4 CrewMax Ltd w/5.7-Liter V8 6-Speed Auto (8372)
Engine immobilizer	S	S	S	S
Anti-theft alarm system	-	-	S	S
EXTERIOR				
18-in. styled steel wheels with P255/70R18 tires	S	S	-	-
18-in. alloy wheels with P275/65R18 tires	O	O	S	S
18-in. TRD Off-Road Package with P275/65R18 BFGoodrich™ tires	P	P	P	P
Color-keyed upper and chrome lower front bumper with chrome rear bumper	S	S	-	-
Color-keyed front and rear bumpers	-	-	S	S
Chrome grille surround	S	S	-	-
Chrome grille surround with chrome bars	-	-	S	S
Black door handles	S	S	-	-
Chrome door handles	-	-	S	S
Black tailgate handle	S	S	S	S
Power black outside mirrors	S	S	-	-
Outside mirrors-power, retractable, heated, auto-dimming with turn signal, chrome	-	-	S	S
Rear glass-power, privacy glass, defroster	S	S	S	S
Rear door-privacy glass	-	-	S	S
Fog lamps	P	P	S	S
Tailgate assist	S	S	S	S
Deck Rail System with four adjustable tie-down cleats	O	O	S	S
Deck rail caps	S	S	S	S
Front tow hooks	S	S	S	S

*This vehicle eBrochure is designed to identify vehicles commonly available in your area. If you would prefer to purchase a vehicle with no options or additional options, please contact your local dealer to check for current availability or the possibility of placing an order for such a vehicle.



Standard Features and Options*

S = Standard O = Optional P = Part of Package

4x4 CrewMax SR5 w/4.7-Liter V8 5-Speed Auto (8360)

4x4 CrewMax SR5 w/5.7-Liter V8 6-Speed Auto (8362)

4x4 CrewMax Ltd w/4.7-Liter V8 5-Speed Auto (8370)

4x4 CrewMax Ltd w/5.7-Liter V8 6-Speed Auto (8372)

COMFORT & CONVENIENCE

Front bench seat-40/20/40 with passenger-side fold-flat	S	S	-	-
Bucket seats with passenger-side fold-flat	O	O	S	S
Driver-side 8-way adjustable, passenger-side 4-way adjustable	S	S	-	-
Driver-side power 10-way adjustable, passenger-side power 4-way adjustable	-	-	S	S
Driver-side power lumbar	-	-	S	S
Passenger-side power lumbar	-	-	S	S
Driver and front passenger seatback pocket	S	S	S	S
2-way adjustable headrests in all positions	S	S	S	S
Armrest-rear	S	S	S	S
Fabric-SR5 grade	S	S	-	-
Leather-trimmed seats, heated	-	-	S	S
Power memory package (driver's seat, outside mirrors, tilt/telescopic steering wheel)	-	-	S	S
Tilt steering wheel with column shifter (bench seat)	S	S	-	-
Tilt/telescopic steering wheel with console shifter (bucket seats)	O	O	S	S
Center console box	O	O	S	S
Variable intermittent windshield wipers	S	S	S	S
Auto-dimming rearview mirror with compass, HomeLink® [5] universal transceiver, and map lamps	O	O	S	S
Sun visors-extendable, mirrors	S	S	-	-
Sun visors-double, extenders, illuminated mirrors	-	-	S	S
Carpet flooring	S	S	S	S
Cup holders with four front and two rear	S	S	S	S

*This vehicle eBrochure is designed to identify vehicles commonly available in your area. If you would prefer to purchase a vehicle with no options or additional options, please contact your local dealer to check for current availability or the possibility of placing an order for such a vehicle.



Standard Features and Options*	4x4 CrewMax SR5 w/4.7-Liter V8 5-Speed Auto (8360)	4x4 CrewMax SR5 w/5.7-Liter V8 6-Speed Auto (8362)	4x4 CrewMax Ltd w/4.7-Liter V8 5-Speed Auto (8370)	4x4 CrewMax Ltd w/5.7-Liter V8 6-Speed Auto (8372)
	S = Standard O = Optional P = Part of Package			
Overhead console	S	S	S	S
Two power points	S	S	S	S
Rear power points	S	S	S	S
Optitron gauges	-	-	S	S
Speedometer, tachometer, tripmeter, digital clock, temperature gauge	S	S	S	S
Automatic transmission oil temperature gauge	O	O	S	S
Multi-information display (clock, temperature, current/average mpg, date, customizable features)	-	-	S	S
AM/FM/CD, six speakers with digital audio input	S	S	-	-
JBL® AM/FM 6-disc, 12 speakers, Bluetooth® [6] wireless technology, steering wheel-mounted audio controls, digital audio input	O	O	S	S
Fixed mast antenna	S	S	S	S
Dual zone (driver and passenger) manual air conditioning	S	S	-	-
Dual zone (driver and passenger) automatic air conditioning	-	-	S	S
Power windows, locks, mirrors	S	S	S	S
Cruise control	S	S	S	S
Remote keyless entry system	S	S	S	S
Rear cooler ducts	S	S	S	S
Rear heater ducts	S	S	S	S
Illuminated entry system	S	S	S	S
Maplight	S	S	S	S
Rear maplight	S	S	S	S
Glove box/ashtray illumination	S	S	S	S
Ashtray and cigarette lighter	S	S	S	S

*This vehicle eBrochure is designed to identify vehicles commonly available in your area. If you would prefer to purchase a vehicle with no options or additional options, please contact your local dealer to check for current availability or the possibility of placing an order for such a vehicle.



Options*

4x4 CrewMax Options

18-in. alloy wheels with P275/65R18 tires

20-in. alloy wheels with P275/55R20 tires

AM/FM with 6-disc in-dash CD changer auxiliary audio jack and six speakers

JBL® AM/FM 6-disc in-dash CD changer auxiliary audio jack, 12 speakers, 440W-peak-output amplifier, Bluetooth® [6] wireless technology capability and steering wheel audio controls

DVD navigation system [7] with backup camera [8], JBL® AM/FM 4-disc in-dash CD changer, auxiliary audio jack, 12 speakers, 440W-peak-output amplifier, Bluetooth® [6] wireless technology capability and steering wheel audio controls

Rear-seat DVD entertainment system with rear audio system, dual wireless headphones [9], wireless remote and 115V AC outlet

Front and rear clearance sonar

Auto-dimming rearview mirror with HomeLink® [5] universal transceiver, compass and maplamps

Daytime Running Lights (DRL)

Anti-theft alarm system

Cloth bucket seats 8-way power-adjustable driver-side and 4-way adjustable passenger-side, with adjustable headrests and tilt/telescopic steering wheel with console shifter

Driver and passenger power lumbar support

Center-console storage area with sliding armrest for laptop computer or hanging file folder storage

Heated power outside mirrors—black

Tow mirrors [4] - power, heated, extendable with turn signals, black (requires V8 Tow Package)

Mudguards, front and rear—black

Running boards—black

Power tilt/slide moonroof with sliding sunshade

Deck rail system with four adjustable tie-down cleats

Rear underseat storage box

4x4 CrewMax Packages

Cold-Kit Package

- Heavy-duty battery
- Heavy-duty starter
- Enhanced anti-corrosion protection
- Windshield wiper de-icer grid with timer

Sport Appearance Package

- Color-keyed front and rear bumpers
- Color-keyed grille surround
- Fog lamps

*This vehicle eBrochure is designed to identify vehicles commonly available in your area. If you would prefer to purchase a vehicle with no options or additional options, please contact your local dealer to check for current availability or the possibility of placing an order for such a vehicle.



TRD Off-Road Package

- Off-road-tuned suspension
- Unique 18-in. alloy wheels
- P275/65R18 BFGoodrich® tires
- Fog lamps
- Front tow hooks
- TRD Off-Road Package graphics

*This vehicle eBrochure is designed to identify vehicles commonly available in your area. If you would prefer to purchase a vehicle with no options or additional options, please contact your local dealer to check for current availability or the possibility of placing an order for such a vehicle.



ACCESSORIES - EXTERIOR



Ball Mounts

\$29.00

**Parts Only MSRP



Bed Cleat

\$42.00

**Parts Only MSRP



Bed Extender

\$320.00

*Installed MSRP



Bed Mat

SB/RB - \$127.00

LB - \$137.00

*Installed MSRP



Bed Rug

SB - \$409.00

RB - \$419.00

LB - \$434.00

**Parts Only MSRP



Bedliner

w/o Deck Rail SB/RB - \$325.00

w/o Deck Rail LB - \$355.00

w/Deck Rail SB/RB - \$345.00

w/Deck Rail LB - \$375.00

*Installed MSRP



Brushed Stainless Steel Step Board

\$559.00

*Installed MSRP



Cargo Divider

\$330.00

*Installed MSRP



Cargo Net

\$49.00

*Installed MSRP



Carved 20" Alloy Wheel

\$2,200.00

*Installed MSRP



Deck Rail w/Bed Cleats

SB/RB - \$210.00

LB - \$220.00

*Installed MSRP



Exhaust Tip

\$69.00

*Installed MSRP

* Installed MSRP is the Manufacturer's Suggest Retail Price for accessories installed by the manufacturer.

Actual prices for dealer installed accessories may vary. Please see your local Toyota dealer for pricing.

** Installation not included. See your local dealer for installed pricing.



ACCESSORIES - EXTERIOR



Front Skid Plate

\$425.00

*Installed MSRP



Locking Bike Fork Attachment

\$95.00

*Installed MSRP



Mini Tie Down w/Hook

\$45.00

*Installed MSRP



Spare Tire Lock

\$73.00

*Installed MSRP



Tow Hitch

DH - \$820.00

DI - \$485.00

*Installed MSRP



TRD Dual Side Exhaust

\$1,065.00

*Installed MSRP



Tube Steps

Chrome - \$519.00

Black - \$475.00

*Installed MSRP



Wheel Locks

\$79.00

*Installed MSRP

These exterior accessories are also available:

- 22" TRD Forged Alloy Wheel
- Hard Tonneau Cover
- Hood Protector
- License Plate Front Bracket
- TRD Performance Air Filter
- TRD Billet Oil Cap
- TRD Cold Air Intake
- TRD Rear Sway Bar
- TRD Big Brake Kit

* Installed MSRP is the Manufacturer's Suggest Retail Price for accessories installed by the manufacturer.

Actual prices for dealer installed accessories may vary. Please see your local Toyota dealer for pricing.

** Installation not included. See your local dealer for installed pricing.



ACCESSORIES - INTERIOR



All Weather Mats
2-PC Set - \$94.00
4-PC Set - \$162.00
*Installed MSRP



Auto Dimming Mirror
\$280.00
*Installed MSRP



Back-Up Camera w/Monitor
\$695.00
*Installed MSRP



Carpet Floor Mats
2-PC Set - \$111.00
4-PC Set - \$178.00
*Installed MSRP



Door Sill Protector
Reg. Cab - \$32.00
Double Cab - \$40.00
CrewMax - \$48.00
**Parts Only MSRP



Emergency Assistance Kit
\$70.00
*Installed MSRP



First Aid Kit
\$29.00
*Installed MSRP



Glass Breakage Sensor
\$165.00
Securtiy TVIPRS3200 Plus
\$299.00
*Installed MSRP



Remote Engine Start
\$529.00
*Installed MSRP



Satellite Radio - XM
\$449.00
*Installed MSRP



Seat Back Storage
\$65.00
*Installed MSRP



Shift Knob
\$85.00
*Installed MSRP

* Installed MSRP is the Manufacturer's Suggest Retail Price for accessories installed by the manufacturer. Actual prices for dealer installed accessories may vary. Please see your local Toyota dealer for pricing.
** Installation not included. See your local dealer for installed pricing.



ACCESSORIES - INTERIOR



Sport Pedals

\$85.00

*Installed MSRP



Under Seat Storage

\$65.00

*Installed MSRP



Wireless Headphones

\$82.00

*Installed MSRP

* Installed MSRP is the Manufacturer's Suggest Retail Price for accessories installed by the manufacturer.

Actual prices for dealer installed accessories may vary. Please see your local Toyota dealer for pricing.

** Installation not included. See your local dealer for installed pricing.



Specifications	4x4 CrewMax SR5 w/4.7-Liter V8 5-Speed Auto (8360)	4x4 CrewMax SR5 w/5.7-Liter V8 6-Speed Auto (8362)	4x4 CrewMax Ltd w/4.7-Liter V8 5-Speed Auto (8370)	4X4 CrewMax Ltd w/5.7-Liter V8 6-Speed Auto (8372)
Mechanical/Performance				
Engine	4.7-liter DOHC 32-valve EFI V8, with VVT-i - 271 hp @ 5400 rpm 313 lb.-ft. @ 3400 rpm	5.7-liter DOHC 32-valve EFI V8, with Dual VVT-i - 381 hp @ 5600 rpm 401 lb.-ft. @ 3600 rpm	4.7-liter DOHC 32-valve EFI V8, with VVT-i - 271 hp @ 5400 rpm 313 lb.-ft. @ 3400 rpm	5.7-liter DOHC 32-valve EFI V8, with Dual VVT-i - 381 hp @ 5600 rpm 401 lb.-ft. @ 3600 rpm
Transmission	5-speed automatic overdrive	6-speed automatic overdrive	5-speed automatic overdrive	6-speed automatic overdrive
Drivetrain	4WDemand system with electronically controlled 2-speed transfer case			
Suspension	Front independent coil-spring high-mounted double wishbone with stabilizer bar and low-pressure nitrogen gas shocks, rear live axle with trapezoidal multi-leaf rear suspension and staggered low-pressure nitrogen gas shocks			
Brakes	Power-assisted four-wheel Anti-lock Brake System (ABS) with Electronic Brake-force Distribution (EBD), Brake Assist [1], Vehicle Stability Control (VSC) [2], Traction Control (TRAC) and Automatic Limited-Slip Differential (Auto LSD); Active Traction Control (A-TRAC)			
Steering	Rack-and-pinion hydraulic power steering			
Exterior (in.)				
Overall height	76.0			
Overall width	79.9			
Overall length	228.7			
Wheelbase	145.7			
Inside bed length	66.7			
Inside bed depth	22.2			
Inside bed width at tailgate	66.4			
Inside bed width between wheelwells	50.0			
Front/Rear track	67.9			
Rear track	67.9			
Ground clearance	10.4			



Specifications	4x4 CrewMax SR5 w/4.7-Liter V8 5-Speed Auto (8360)	4x4 CrewMax SR5 w/5.7-Liter V8 6-Speed Auto (8362)	4x4 CrewMax Ltd w/4.7-Liter V8 5-Speed Auto (8370)	4X4 CrewMax Ltd w/5.7-Liter V8 6-Speed Auto (8372)
Angle of approach/departure (degrees)	29/24			
Interior (in.)				
Head room (front/rear)	40.2/38.7			
Leg room (front/rear)	42.5/44.5			
Shoulder room (front/rear)	66.6/65.4			
Hip room (front/rear)	63.0/62.6			
Maximum seating capacity	6		5	
Weights and Capacities				
Curb Weight	5630	5685	5650	5705
Payload Capacity	1370	1515	1370	1515
Towing Capacity	7700	10100	7700	10100
Gross Vehicle Weight Rating (GVWR)	7000	7200	7000	7200
Tires and Wheels				
Type	18-in. styled steel wheels with P255/70R18 tires		18-in. alloy wheels with P275/65R18 tires	
EPA Mileage Estimates				
Miles Per Gallon (mpg city/highway) [5]	15/18	14/18	15/18	14/18



Warranties

Basic: 36 months/36,000 miles (all components other than normal wear and maintenance items).

Powertrain: 60 months/60,000 miles (engine, transmission/transaxle, front-wheel drive, rear-wheel drive, seatbelts and airbags).

Rust-Through: 60 months/unlimited miles (corrosion perforation of sheet metal).

Federal Emission Coverage: Components under the federal emission defect warranty are covered for 36 months/36,000 miles and specified major emission control components are covered for 8 years/80,000 miles. Specified major emission control components under emission performance warranty are also covered for 8 years/80,000 miles. In addition, emission performance warranty is applicable for 24 months/24,000 miles in states and local jurisdictions that require a periodic EPA-approved inspection and maintenance program.

California Emission Control Coverage: In California and any other state that adopts California emission warranty provisions, performance warranty and defect warranty coverage is applicable for 36 months/50,000 miles, and specific control devices are covered for 7 years/70,000 miles.

Accessories: Warranty coverage is for 12 months, regardless of mileage. If the part or accessory is installed during the New Vehicle Limited Warranty period, coverage is for 12 months or the remainder of the applicable warranty coverage, whichever is greater, with the exception of car covers, which are covered for 12 months only.

You may be eligible for transportation assistance if it's necessary that your vehicle be kept overnight for repairs covered under warranty. Please see your authorized Toyota dealership for further details.

For complete details about Toyota's warranties, please visit www.toyota.com, refer to the applicable Owner's Warranty Information booklet or see your Toyota dealer.

In addition, there may be times when we will establish a special policy adjustment that will further defray repair costs. For details about the new vehicle limited warranty, see your Toyota dealer. And for complete details of Toyota's warranties, please refer to your Owner's Warranty.

Disclaimers

[1] Vehicle Stability Control (VSC) is an electronic system designed to help the driver maintain vehicle control under adverse conditions. It is not a substitute for safe driving practices. Factors including speed, road conditions and driver steering input can all affect whether VSC will be effective in preventing a loss of control. Please see your Owner's Manual for further details.

[2] Brake Assist is designed to help the driver take full advantage of the benefits of ABS. It is not a substitute for safe driving practices. Braking effectiveness also depends on proper brake-system maintenance and tire and road conditions.

[3] All the airbag (AB) systems are Supplemental Restraint Systems. All ABs (if installed) are designed to inflate only under certain conditions and in certain types of severe collisions: frontal and knee ABs typically inflate in frontal collisions; side and side curtain ABs in side collisions; Roll-Sensing Curtain ABs at a severe tilt degree, roll or lateral G-force. In all other accidents, the ABs will not inflate. To decrease the risk of injury from an inflating AB, always wear seatbelts, sit upright in the middle of the seat as far back as possible and do not lean against the door. Do not put objects in front of an AB or around the seatback. Do not use a rearward-facing child seat in any front passenger seat. The force of an inflating AB may cause serious injury or death. See your Owner's Manual for further information/warnings.

[4] HomeLink® is a registered trademark of Johnson Controls, Inc.

[5] The phones on this site have been tested for Bluetooth® compatibility with Toyota vehicles. Performance will vary based on phone software version, coverage and your wireless carrier. Phones are warranted by their manufacturer, not Toyota.

[6] The navigation system is designed to assist in locating an address or point of interest. Discrepancies may be encountered between the system and your actual location. Road system changes may affect the accuracy of the information provided. Rely on your common sense to decide whether to follow a specified route. Detailed coverage not available in every city or roadway. Periodic updates available at an additional cost. See your Navigation System Owner's Manual for further details.

[7] The backup camera does not provide a comprehensive view of the rear area of the vehicle. You should also look around outside your vehicle and use your mirrors to confirm rearward clearance. Cold weather will limit effectiveness and view may become cloudy.

[8] Headphones are for passenger use only. Do not use while operating vehicle.

[9] Standard on V8 Long Bed.

[10] Payload is the GVWR minus curb weight and includes weight of occupants, optional equipment and cargo, limited by weight distribution. Payload is not the Vehicle Capacity Weight as defined by FMVSS 110, which will vary according to installed optional equipment.

[11] Before towing, confirm your vehicle and trailer are compatible, hooked up and loaded properly and that you have any necessary additional equipment. Do not exceed any Weight Ratings and follow all instructions in your Owner's Manual. The maximum you can tow depends on the total weight of any cargo, occupants and available equipment.

[12] 2007 EPA-estimated mileage. Actual mileage may vary.