



Mercedes-Benz

## 2009 SUVs

G-Class

R-Class

GL-Class

M-Class

Mercedes-Benz



R 350 shown above left in optional Indian Silver metallic paint with optional Sport Appearance Package.  
ML 350 shown above left in optional Indian Silver metallic paint.  
GL 350 shown above left in optional Indian Silver metallic paint.  
GL 350 shown above right in optional Indian Silver metallic paint.



Size, strength and style – all infused with unmatched innovation. Our sport-utility and crossover vehicles feature advances that make them drive like sedans – make that Mercedes-Benz sedans. From crossover to mid-sized, full-sized to full-blown legend, all four models boast a range of milestones for 2009. The

M-Class has been enhanced inside and out. Our landmark PRE-SAFE® system is now standard in the M, R and GL-Class. BlueTEC – the world's cleanest diesel engine, with expansive power and efficiency – also joins the lineup. Even the mythic G-Class has a new 3.5-liter V-8 engine, now generating 90 more horsepower. What hasn't changed? The idea behind these vehicles. That each is, first and foremost, a Mercedes-Benz.

The big thing  
about them?  
The idea.

R-CLASS	M-CLASS	GL-CLASS	G-CLASS	TECHNOLOGY	COLORS	ACCESSORIES	SPECIFICATIONS
P-12	P-20	P-30	P-38	P-48	P-56	P-60	P-62

G550 shown at left in Indigo Silver metallic paint. G550 shown at right in optional Indigo Silver metallic paint. M-Class shown above right in optional Indigo Silver metallic paint.



## A rare combination of power and grace.

Thrilling power matched by assured handling. That's real performance. Performance and comfort that are uncommon in an SUV. Unless it's a Mercedes-Benz SUV. These vehicles are equipped with robust engines that include a V8 that produces over 500 horsepower or a remarkably efficient BlueTEC engine with 398 hp of torque. Vehicles whose rigid construction allows them to stop, turn and pass like sports cars. Vehicles that can hold even slippery loads via our 4MATIC 4-wheel drive with 4-wheel Electronic Traction System. And when you consider that they can perform such feats while towing up to 7,500 lbs, you see why performance like this is quite uncommon indeed.

GL450 shown. 31 mpg in Midtown. Show me the point.  
Please see page 11 for details.



We know,  
good things usually  
come in small packages.

Inside, the room you expect and the appointments you demand, including up to 85 cu ft of space\* with numerous seating and cargo configurations†. From interiors finished in hand-fitted leather and wood trim to available heated seats and as many as three distinct climate zones‡, our cabins are as luxurious as they are spacious and versatile. These vehicles also boast superior convenience and entertainment features, made easy to use with our redesigned COMAND system. Everyone aboard has fun, thanks to the optional new harman/ardon LOGIC7® Dolby® Digital 5.1 surround-sound and Rear-Seat Entertainment systems. Hands-free calling? An optional hard-drive-based Navigation System? It's all here.

R 350 shown at right is optional Platinum Silver metallic paint.  
Prices see page 81 for E-Class.





PRE-SAFE®. A revolution in safety completes – for the moment – a list of innovations pioneered by Mercedes-Benz – from air bags, to antilock brakes, to Active Front Head Restraints. Offered in no other SUV, PRE-SAFE now comes standard in the R, M and GL-Class. This predictive occupant-protection system monitors the sensors of our Brake Assist and Electronic Stability Program (ESP) to help prepare the cabin for a potential collision. If sensors detect that an accident is imminent, PRE-SAFE adjusts the interior for enhanced air-bag and seat-belt effectiveness and, if necessary, closes the windows\* and sunroof – all instantly, automatically. PRE-SAFE. The last word in safety innovation. For now.

Safety systems that  
react before you do.

ML 350 shown at left in optional Midlum Silver metallic paint.  
Please see page 41 for features.





BlueTEC

## Why you should go Blue if you want to go green.

Our new, state-of-the-art BlueTEC technology isn't just about assertive horsepower, massive torque or impressive 0-to-60 speeds. It's about all that—and performance of another kind. This breakthrough in diesel can take our SUVs over 600 miles on a single tank of fuel.<sup>1</sup> That's farther than Los Angeles to Salt Lake City and better fuel economy than some hybrids. As inventors of the diesel engine, we've now reinvented it without the noise, odor and emissions of old. And by injecting a solution known as AdBlue<sup>®</sup> into the exhaust, BlueTEC can reduce smog-causing NOx to its harmless nitrogen and water essentials.<sup>2</sup> Think 8-cylinder power and 4-cylinder efficiency in a landmark 6-cylinder engine. Think BlueTEC.

<sup>1</sup>“Just a brief of the 80% drop in NOx in the USA means state-of-the-art diesel engines will be able to produce as much power as today's gas engines with the equivalent quantity of oil we USA imports from Saudi Arabia every day.”

<sup>2</sup>—Karyn Ogle, Director of the Office of Transportation and Air Quality, EPA

3.0-liter turbocharged V6 engine  
3,500-7,500 lb towing capacity<sup>3</sup>  
50+ state-compliant diesel  
79” and 20” wheels  
Closest diesel engine in the world

GL 320 BlueTEC shown at left in optional Indian Silver metallic paint with optional 79” and 20” wheels.  
R 320 BlueTEC shown at left in optional Indian Silver metallic paint.  
M 320 BlueTEC shown above right in optional Alpine White metallic paint with optional 79” and 20” wheels.  
Please see page 81 for features.

Unmatched fun and  
versatility create a  
crossover sensation.



Engine R320 BlueTEC	3.0 BlueTECcharged V-6 3.5 liter V-6
Power R320 BlueTEC	210 hp @ 3,800 rpm 268 hp @ 6,000 rpm
Torque R320 BlueTEC R350	398 lb.-ft. @ 2,600-2,800 rpm 258 lb.-ft. @ 2,000-5,000 rpm
Drive configuration	4-wheel drive
Towing capacity	5,500 lbs. Class II
Passenger seating	4 or 5 (seating by 2 available)
Cargo capacity (load and load-limited dist.)	85 cu. ft.

MSRP and MSRP shown may be subject to change. Dealer sets actual price. MSRP shown is for the base model. Actual dealer price may vary. Please see page 81 for details.



Between our legendary automobiles and celebrated SUVs stands our Crossover, the R-Class. It's a remarkably flexible way to transport six people, with the option of a seventh, in supreme comfort. Strikingly designed with Sport bodystyling, 18" twin 5-spoke wheels and a sunroof, the R-Class treats your family to 85 cu ft of storage space with a variety of cargo configurations.\* A pair of lively powerplants, including our torque-rich BlueTEC diesel engine, endow that usability with vigor. Inside, new features such as a redesigned COMAND® system offer pleasures like a Bluetooth® interface for hands-free calling,† an optional harman/ardon LOGIC7® surround-sound system with Dolby® Digital 5.1 and a standard 6-disc CD/DVD changer. The R-Class: legendary or celebrated? Actually, a cross between the two.



\* 85 cu ft. BlueTEC shown above left in standard silver. Figure includes partial R 320 shown at right in optional Agate Blue metallic paint. Please see dealer for details.

Around the block or across the country, the R-Class delivers the power you want, along with advances in handling. While the 3.5-liter V-6 in the R 350 Crossover produces an impressive 268 horsepower, the clean-diesel BlueTEC in the R 320 delivers an aggressive 398 lb.-ft. of torque, so you can accelerate into traffic with confidence. Each V-6 is harnessed to a 7-speed automatic transmission that adapts to your driving style. Working in concert with our advanced 4-wheel Electronic Traction System, 4-wheel drive provides maximum grip for uncertain driving situations, to say nothing of decisive handling in the best of conditions. And this power and handling is matched in efficiency – the BlueTEC Crossover can drive up to 500 miles on a single tank of fuel! We did say across the country.


3.0-liter V-6 diesel and 3.5-liter V-6 engines  
4-wheel drive  
13" 4-wheel disc brakes  
4-wheel drive with 4-wheel steering  
3,500-lb towing capacity\*

R 350 shown at right in Arctic White paint with optional Panorama Sunroof.  
Please see page 8 for Emissions.




R-CLASS  
PERFORMANCE


Seating for six adults with the option for seven? An interior furnished with incomparable comfort and technology extends an invitation to the whole family and then some. A variety of new standard appointments stand out: a glass sunroof with power tilt/sliding functionality, power rear quarter windows and double sun visors. There's also a redesigned COMAND system that tempts you with Bluetooth® capability for hands-free calling\* and a 6-disc CD/DVD changer. You and your passengers can enjoy the comforts of dual-zone automatic climate control, as well as 85 cu.ft. of cargo space\* and creative ways to organize it. Throughout, amenities like hand-polished Brown Bridgeport Maple wood trim immerse you in sophisticated luxury. All of you.



R 350 shown with Ash/Mahogany interior and optional Premium 2 Package. Please see page 81 for details.







Award-winning safety.  
Triumphant performance.  
Unqualified enjoyment.

M-CLASS

Engine	
M 270 BlueTEC	3.0 liter turbocharged V6 diesel
M 550	5.5 liter V8
M 63 AMG	6.3 liter V8
Powertrain	
M 270 BlueTEC	300 hp @ 3,800 rpm
M 550	382 hp @ 6,000 rpm
M 63 AMG	500 hp @ 6,800 rpm
Drivetrain	
M 270 BlueTEC	4MATIC 4x4
M 550	4MATIC 4x4
M 63 AMG	4MATIC 4x4
Drive configuration	
M 270 BlueTEC	Standard 4-wheel drive
M 550	Standard 4-wheel drive
M 63 AMG	Standard 4-wheel drive
Towing capacity	
M 270 BlueTEC	7,200 lbs (3,266 kg)
M 550	7,200 lbs (3,266 kg)
M 63 AMG	7,200 lbs (3,266 kg)
Fuel capacity	
M 270 BlueTEC	56 gal (211 l)
M 550	56 gal (211 l)
M 63 AMG	56 gal (211 l)

M 63 AMG is a registered trademark of Mercedes-Benz. All other trademarks are the property of their respective owners.



New wheels, a new trail grille and PRE-SAFE<sup>®</sup> to prepare the cabin for a collision. All part of the 2009 M-Class. Inside, a new COMAND system comes equipped with a high-resolution color-LCD screen, a 6-disc CD/DVD changer and Bluetooth<sup>®</sup> capability for hands-free calling.<sup>1</sup> Upgrade to options that let you control iPod<sup>®</sup>s and other portable music devices, enhanced voice recognition software and navigation. There's also a choice of four engines, including our new clean-diesel BlueTEC. In any M-Class, you can haul 72 cu ft of cargo<sup>2</sup> and tow up to 7,200 lbs of trailer weight. And the optional Rear View Camera keeps it all in focus while you focus on enjoyment.

<sup>1</sup>MS 550 shown at right in Arctic White paint with optional lighting package. Please see page 84 for features.



Beyond the fresh exterior, racing-inspired shift paddles are your first hint that this SUV is built for driving. A fluid 7-speed automatic transmission controls enormous strength—382 horsepower in the M 550. Accelerate through turns with the confidence that only unibody construction can deliver. Or travel snowy roads with maximum grip on every drive thanks to Active Steering Drive with our 4-wheel Electronic traction system. And our M 320 BlueTEC breakthrough? How many SUVs can master nearly 400 hp of torque and still drive over 600 miles on one tank?

3.0-liter V-6 diesel, 3.5-liter V-6 and 5.5-liter V-8 engines. Standard 4MATIC 4-wheel drive. 17" light alloy wheels. 7,200-lb towing capacity.\*

M 320 shown with M 117 Sport Package. \*Based on M 320 with M 117 Sport Package. M 550 shown with M 117 Sport Package. Always use proper tie-up technique. Please see page 84 for footnotes.

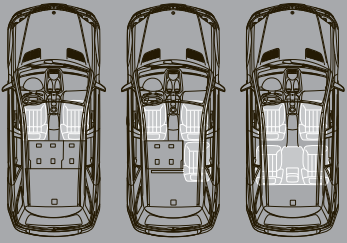






**M-CLASS**  
LUXURY

Hit the slopes with family and friends – or just commute to work – elegantly as well as athletically. Enjoy standard dual-zone automatic climate control and 8-way power front seats. Easily and intuitively, the new COMAND system lets you access amenities from a 6-disc CD/DVD changer to an available harman/ardon LOGIC7® surround-sound system with 5.1 Dolby® Digital. Bring four passengers along and make plans to meet up with others using Bluetooth® capability for hands-free calling and the available Navigation System. And the seats present a variety of configurations to best accommodate passengers, cargo or combinations of both. Whatever the destination, the M-Class is always good company.



MS 3.50 shown with 4.6L V8, 5th interior and optional Premium 1 Package.  
Please see page 81 for features.

Enjoy the weekend.  
On second thought, own it.

### ME 63 AMG

#### Driver's ed.

Engine: 6.3-liter AMG 32-valve V-8  
Power: 503 hp @ 6,800 rpm  
Torque: 465 lb-ft @ 5,200 rpm

#### Displacement

6,208 cc

#### Compression

11.3:1

#### Transmission

5-speed automatic with AMG

#### Shift

7-speed

#### Acceleration

0-60 mph in 4.8 seconds<sup>1</sup>

#### Chassis

Suspension: front, with ABS

#### Wheels

20" AMG 5-spoke, 10.0x20"

#### Brakes

15.4" front, 14.4" rear,  
perforated/ventilated discs.

What's new? The wheels, grille, bumpers, headlamps and side mirrors. What isn't? The fact that this is an SUV that can reach 60 mph in under five seconds<sup>1</sup>. And 60% of its muscular 465 lb-ft of torque comes from the rear—key on severe turns and mountain switchbacks. Slow the massive 20" or optional 21" wheels<sup>2</sup> exactly using a 6-speed automatic and ventilated compound disc brakes. An AMG-adjustable AIRMATIC suspension with Adaptive Damping System (ADS II) and AMG spring struts refine its remarkable dexterity. The 503-horsepower, 6.3-liter V-8 highlights another feature that hasn't changed: how great it makes you feel.

MS 63 AMG shown at left is optional Iridium Silver metallic paint.  
Prices see page 8 for details.





GL-CLASS

Innovation.  
In bulk.

Engine GL320 BluetEC GL450	3.0 liter turbocharged V-6 5-cylinder V-8
Power GL320 BluetEC GL450	210 hp @ 3,100 rpm 315 hp @ 4,000 rpm 310 hp @ 4,000 rpm
Torque GL320 BluetEC GL450	398 lb-ft @ 2,500-2,600 rpm 371 lb-ft @ 2,100-4,000 rpm
Drive configuration	Standard, all-wheel drive
Towing capacity*	7,500 lbs. (Class M)
Passenger seating	7 adults.
Cargo capacity* (2nd/3rd rows folded flat)	18.3 cu ft

GL450 shown in left is shown but features vary.  
Prices are per \$1 for features.





Superior luxury, technology and craftsmanship – for seven. That's the GL-Class. There is a trio of muscular engines, including our new clean, super-efficient BlueTEC diesel engine, as well as advances like PRE-SAFE® and 4MATIC 4-wheel drive. And pleasures? Ahead of you is a redesigned COMAND system with Bluetooth® connectivity, a 6-disc CD/ DVD changer and an available music-the-downloading function. Above? Two glass sunroofs. Below? Wheels as large as 21". And in the GL 550, Infrared-reflecting glass now comes standard, reducing the ultraviolet radiation coming into the cabin from 18% to 1%. Simply put, the GL-Class is a full-sized European luxury SUV. And a Mercedes-Benz.

GL 550 shown above left in Midlum Silver metallic paint. GL 450 shown at right in Black paint with optional Appearance and Premium 2 packages. Please see page 8 for features.





GL-CLASS  
PERFORMANCE

An SUV should be strong. But also versatile. And versatility has many meanings. It's a talent for speed, as the GL 450 reaches 60 mph in 7.4 seconds.<sup>1</sup> A knack for handling rough roads, like the steadfast ride of unit-body construction and the optimum grip of AMG's 4-wheel drive. In our GL 320 BlueTEC, versatility means producing 398 lb-ft of torque while getting over 600 miles per tank.<sup>2</sup> Or a towing capacity of 7,500 lbs.<sup>3</sup> And 19" wheels on the GL 450, 20" wheels with run-flat tires on the GL 320 BlueTEC and massive 21" AMG wheels<sup>4</sup> on the GL 550 – the first two are new and standard for 2009. In all, a foundation for power and agility worthy of the vehicle's formidable size and versatility, no matter how you define it.

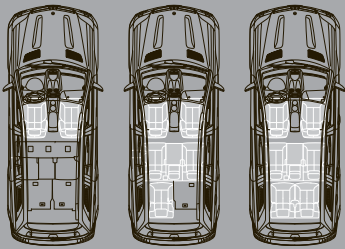
3.0-liter V6 4MATIC, 4.5-liter V8 and 5.5-liter V8 engines  
Standard AMG 4-wheel drive  
18" x 21" light alloy wheels<sup>5</sup>  
7,500 lb towing capacity<sup>3</sup>

GL 550 shown at left in Polar Silver metallic paint.  
Please see page 8 for features.



GL-CLASS  
LUXURY

Relaxing comfort, from the top down. The tilt/sliding sunroof, up front and a Panorama Slitroof in back offer astoundingly large views of the sky. The seats are also contoured for seven adults and hand-fitted with available leather upholstery. And in back, take advantage of over 83 cu. ft. of cargo space.\* Want comfort of another kind? Consider the available 3-zone automatic climate control with rear air conditioning. Then experience the many conveniences. The new COMAND system is both intuitive and comprehensive, and comes equipped with Bluetooth® connectivity for hands-free calling. Entertainment includes a 6-disc CD/DVD changer. To think, all this comfort and you haven't even started the vehicle yet.



GL550 shown with Mercedes-Benz leather interior.  
Please see page 81 for features.





Conquer anything.  
Particularly the mundane.

Engine G550 G55 AMG	5.5-liter V8 3.5-liter supercharged V8
Power G550 G55 AMG	382 hp @ 6,000 rpm 500 hp @ 5,500 rpm
Torque G550 G55 AMG	391 lb-ft @ 2,400-4,600 rpm 516 lb-ft @ 2,400-4,500 rpm
Drive configuration G550 G55 AMG	Standard 4-wheel drive with three independent locking differentials and two-speed transfer case.
Passenger seating	5 adults
Cargo capacity* (2nd/3rd rows folded flat)	795 cu ft

G550 shown at left in Blue Gray metallic paint.  
Please see page 81 for Emissions.



5.5-liter V-8 engine  
Standard diamond drive  
Three independent coil-over springs  
Two-speed transfer case

G-CLASS  
PERFORMANCE

The original now has even more to boast about. For starters, a fierce 5.5-liter engine endows it with more power than ever: 382 horsepower and 591 lb-ft of torque. A 7-speed automatic transmission controls this power with easy authority. On-road and off, Likewise, the G-Class features 4-wheel drive equipped with a two-speed transfer case and an extraordinary three independent locking differentials to tackle various terrain. The exterior dazzles with aggressive new wheels, a redesigned grille and a stainless-steel grille guard. What more can you say? Let the numbing exhaust pipes say it for you.



G 550 shown with optional silver metallic paint.  
Prices are page 86 for reference.



Heated and ventilated front and rear seating seats  
Heated wood/leather steering wheel  
Adjustable multifunction front seats  
Multimedia interface  
Bluetooth® interface

Note the front seats: multicontoured to support the driver and front passenger, Premium Leather covers them and every other seat. They're also heated and ventilated. And a redesigned COMAND system offers mastery over a wealth of amenities – a Bluetooth interface for hands-free calling, a hard-drive-based Navigation System for finding destinations quickly, a Harman/International LOGIC7® surround-sound system with Dolby® Digital 5.1, SIRIUS Satellite Radio,® and HD Digital Radio,® and the newly integrated 6-disc CD/DVD changer for some joy. Pack the nearly 80 cu ft of cargo room,\*\* with your scuba or mountain-climbing equipment, and even your friends' gear as well. And you, driver? You'll be busy writing the book on driving adventure.

G-CLASS  
LUXURY

G 550 shown with Black leather interior.  
Please see page 81 for Equipment.





Perhaps its greatest strength is hidden: a supercharged V-8 with 500 horsepower and 516 lb-ft of torque distributed equally between front and rear. Combined with three locking differentials and 4-wheel drive, it can go up trails and over boulders – and from 0 to 60 mph in just 5.4 seconds! Sculpted AMG Premium Leather seats hold you tight regardless. Fresh exterior enhancements, from the redesigned grille and headlamps to the new wheels, join mainstays like the iconic silhouette for a look that declares its intentions as boldly as the roar of its exhaust. Maybe nothing is hidden after all.

In a word, whoa.

**G55 AMG**

#### Drivetrain

Engine AMG-built supercharged SOHC  
4-cyl. 2.5 liter @ 5,500 rpm  
Power 302 hp @ 5,500 rpm  
Torque 310 lb-ft @ 2,800-4,500 rpm  
Displacement 3,439 cc  
Compression 9.8:1  
Transmission 5-speed automatic  
Acceleration 0-60 mph in 5.4 seconds  
Chassis  
Suspension Wheel travel 8.0" front, 9.2" rear  
Brakes 13.0" front, 14.0" rear  
Wheels 18" x 7.5" front, 18" x 8.0" rear  
Tires 245/50R18 front, 245/45R18 rear  
Steering 11.0" wheel lock, 11.0" wheel lock  
Steering ratio 11.0:1  
Steering wheel 11.0" diameter  
Steering wheel 11.0" diameter

G 550 shown at left is factory G-Class model. G 550 shown at right is factory G-Class model. Please see page 81 for details.

G 55 AMG



5.5-liter V-8 engine ML 550/GL 550/GL 550

One of our most advanced engines generates 362 horsepower and 391 lb.-ft. of torque, with an amazing 75% of peak torque available at just 1,000 rpm. To help reduce engine weight and increase durability, the engine block is made of cast aluminum with a solid bedplate, an ideal construction for performance and durability.

4.6-liter V-8 engine GL 450

The GL 450's 3.2L V-8 engine is equal parts engineering marvel and mass machine. Its 330-hp, 325-torque V-8 engine is a masterpiece of engineering, featuring a cast-aluminum block and a heavy head of accelerating flat out on a straightaway. For all its size and solid 335-horsepower, the GL 450 engine runs smoothly and efficiently. That is thanks to an overall engine design concept that stresses lightweight components such as pistons and connecting rods, as well as free-breathing induction featuring four valves per cylinder and continuous camshaft adjustment for both intake and exhaust valve timing. The result is an engine that is equally at home cruising on the interstate as it is moving through a mountain switchback.

Please see page 81 for features.

3.5-liter V-6 engine R 350/ML 350

A dazzling all-around performer in the R350 and ML 350, the 3.5-liter dual overhead cam (DOHC) V-6 will thrill you with its emerging 208 horsepower and 258 lb.-ft. of torque. Continually variable timing on the 24-valve intake and exhaust ensures that peak torque is on tap at 2,400–5,000 rpm, for immediate response at virtually any driving speed.

3.0-liter V-6 BlueTEC diesel engine R 320/ML 320/GL 320

A turbocharged revolution in efficiency. Available in all 50 states, our BlueTEC powerplant is simply the world's cleanest available diesel. The engine's combustion is optimized and runs on ultra-low-sulfur fuel. Further advances—from a diesel and filter that cuts particulate emissions by 98% to AdBlue® technology that cuts nitrogen oxide output—make it environmentally sound. And, with up to 600 miles per tank, economically sound. As strong as it is clean, the engine calls on nearly 400 lb.-ft. of torque to make passing a breeze. But revolution, you say? As the inventor of the first diesel engine, we're uniquely qualified to say yes.

AMG 5.5-liter V-8 engine G 55 AMG

The powerful core of the G55 AMG is a supercharged, handcrafted 5,439-cc V-8 producing a muscular 473 horsepower, with 516 lb.-ft. of torque flooding in at 2,800 rpm. Gears up with a 5-speed automatic transmission, the G55 gets from 0 to 60 mph in a sports-car quick 5.7 seconds.

AMG 6.3-liter V-8 engine W 63 AMG

The most powerful in our esteemed V-8 line-up has been mated to a 7-speed automatic transmission. The W63 AMG sports 503 horsepower and 465 lb.-ft. of torque. To prove the superior as the engine develops a massive 503 horsepower and 465 lb.-ft. of torque to propel the ML 63 AMG from 0 to 60 in only 4.8 seconds.\* And like all AMG engines, each is hand-built and signed by a single master technician.

7-speed automatic transmission R 4M/GL 63\*

It's part of a breakthrough in drivetrains that makes each of our SUVs and our Crossover R-Class a fast, satisfying, fuel-efficient ride. When in Drive, the transmission continually monitors variables like engine and vehicle speed, engine and transmission temperature, and even road resistance, shifting to the best gear for a smooth ride and the least wear on the transmission. Two overdrive gears help conserve fuel when cruising.



R, M, GL suspension\*

For exceptional poise and control, the R, M and GL-Class use an independent double wishbone front suspension. In the rear, an independent 4-arm multilink design controls rear-wheel movement with outstanding precision. For a more balanced, comfortable ride, an available air suspension (standard on the ML 63 AMG and all GL-Class models) features air bellows at all four wheels that automatically adjust to changing driving conditions and level the vehicle to help manage additional cargo and passenger weight.

G-Class suspension\*

For the most rugged off-road capability and confident on-road performance, the G-Class suspension consists of rigid front and rear axles with longitudinal and transverse links, coil springs, gas-pressurized shock absorbers and a front stabilizer bar.

Agility



4-wheel Electronic Traction System (4-ETS)\*

For optimum traction, even in slippery conditions, the full-time 4-wheel-drive system incorporates our advanced 4-wheel Electronic Traction System. 4-ETS can get you going even when only one wheel has grip. Sensors at each wheel monitor traction. If one or more wheels start to slip, 4-ETS brakes those wheels individually and shifts power to the wheel or wheels with traction, keeping you cruising along.

Unibody construction\*

Building the body as a single structure reduces weight while retaining exceptional strength and rigidity for better all-around performance. The unibody frame also resists twisting and flexing for more precise handling and a smoother, quieter, more solid ride, on-road or off. In the case of the GL-Class, it's the only full-sized European luxury SUV in its class to feature unibody construction.



Electronic Stability Program (ESP)\*

This advanced safety monitor keeps your vehicle's motion to help keep you going in your intended direction. It continuously monitors wheel speed, steering angle, yaw rate and lateral acceleration. If it detects a loss of control, ESP can brake individual wheels and reduce torque to help bring the vehicle under control. Mercedes-Benz pioneered this landmark technology in 1995 and has continued to refine its exacting performance ever since.

Hill Start Assist\*

To help prevent unwanted vehicle roll (backwards or forwards) when taking off from a stop on an incline of 5 degrees or more, Hill-Start Assist automatically maintains brake pressure for approximately one second after the driver releases the brake pedal. The system is automatically deactivated when the vehicle is level, the gear selector is in Park or Neutral, or the parking brake is set.

Trailer Stability Assist\*

A trailer in tow can adversely affect the driving dynamics of a vehicle. That's why the R, M and GL-Class are equipped with Trailer Stability Assist. Electronic Stability Program sensors monitor for oscillations caused by the trailer's movement. The system then intervenes by using the brakes to help stabilize the vehicle. Once ESP is satisfied that the vehicle is under control, no active intervention is issued.



Locking differentials\*

When driving on uneven off-road terrain on which one or more wheels may lose their grip, the driver can keep torque going to the wheels with traction by using the differential locks. The G-Class offers three independent locking differentials – Front, Center and Rear – specifically for the extremes of off-road terrain.<sup>2</sup>

\*FEATURES MAY BE STANDARD OR OPTIONAL, OR NOT AVAILABLE DEPENDING ON MODEL. PLEASE SEE THE FEATURES AND OPTIONS SECTION AT THE BACK OF THIS BROCHURE FOR DETAILS.





## Protection

### PRE-SAFE\*\*

Mercedes-Benz originated this landmark system, and it's still the only manufacturer to offer it as standard. A predictive occupant-protection system, PRE-SAFE acts decisively to prepare for a possible accident. PRE-SAFE uses sensors from two of the active safety systems already inside the vehicle: Brake Assist and our Electronic Stability Program. If system sensors detect certain vehicle movements that indicate an accident is possible, PRE-SAFE takes action to help protect the vehicle's occupants. Electric tensioners tighten the seat belts of the front-seat occupants. PRE-SAFE adjusts the occupied front passenger's seat to a more favorable position for air-bag and seat belt effectiveness as well. As a result, the front passenger's position is optimized for the best possible protection in the event of an accident. In addition, PRE-SAFE will automatically close the windows and the sunroof and side windows. If no accident occurs, the tensioners loosen and you simply recline your seat, open the sunroof and continue on your way.

\*\*FEATURES MAY BE STANDARD OR OPTIONAL, OR NOT AVAILABLE DEPENDING ON MODEL. PLEASE SEE THE FEATURES AND OPTIONS SECTION AT THE BACK OF THIS BROCHURE FOR DETAILS.

### Advanced air-bag protection\*

All of our SUVs and Crossover feature truly state-of-the-art air-bag systems. Each offers Window Curtain Air Bags that span every row of the vehicle. These air bags deploy along the front and rear side-door windows on the affected side. When combined with properly worn seat belts, they help protect outboard occupants from head injury and broken glass in certain side impacts or rollover events. In addition, the R-Class SUV and the R model, the R and GL-Class have the 12-way protection of an 8-air-bag and a 9-air-bag system, respectively, while the K-Class delivers the 10-way protection of an 8-air-bag system and the G-Class has the 6-way protection of a 4-air-bag system. The R, K and GL-Class provide front- and 2nd-row side-impact air bags.<sup>19</sup>

### Brake Assist (BAS)†

Research shows that drivers seldom apply the brakes hard enough, soon enough in emergency situations. Based on brake pedal application speed, our Brake Assist advance can sense emergency braking and provide maximum brake boost.<sup>20</sup>

### 4-wheel antilock disc brakes\*

The 4-wheel Antilock Braking System (ABS) in our SUVs and Crossover is a combination of interconnected sensors, technology and mechanics that creates braking performance that is superior to any other vehicle in its class. In emergency braking situations, the Electronic Stability Program (ESP), allowing selective brake application at each wheel as necessary and helping to preserve directional control.



### Active Front Head Restraints\*

In the case of a rear impact exceeding a preset threshold, the Active Front Head Restraints move forward and slightly upward, reducing the distance between the head restraint and the front-seat occupants' heads. This action helps limit the rearward travel of their heads, thus reducing the possibility of severity of whiplash-type neck injuries.

### Innovative seat-belt technology†

Equipped with Emergency Tensioning Devices (ETDs) and belt force limiters,<sup>21</sup> seat belts are arguably our most important passive safety feature. ETDs automatically sense a crash and tighten the seat belts, belt force limiters allow a slight amount of give in the seat belts and reduce the peak seat-belt forces on the occupant.



### Tire Pressure Monitoring System\*

The Tire Pressure Monitoring System can automatically detect losses in tire pressure for any wheel and alert the driver via a warning message on the multifunction display. The Advanced Tire Pressure Monitoring System comes standard on the G-Class and displays the numeric tire pressure for each wheel.

### Advanced body structure\*

The uni-body construction of our R-Class Crossover and M and GL-Class SUVs uses advanced technology and robust materials to create a virtual fortress for the vehicle's passengers. High-Strength/Low-alloy steel is used in important areas of the vehicle; in the R-Class, for example, this steel accounts for more than 60% of the body structure. Roof pillars employ three layers of steel and doors feature steel crossmembers. Full-width front and rear crossmembers, along with a reinforced hoop and door ribs, combine to provide protection in a variety of impacts. Advanced front and rear crumple zones progressively deform to help absorb the energy of an impact. The front and rear side sills are reinforced with a high-strength steel extrusion. In a frontal impact, thereby reducing the likelihood of intrusion into the cabin. An additional front bulkhead helps channel some of the force of a frontal impact under, over and around the passenger cabin.



Amenities

KEYLESS-GO.\*

A leap in ease and efficiency, this option lets you open or lock any door or the trunk while leaving your vehicle a SmartKey in your pocket. To start the vehicle, simply step on the brake pedal and press the Start/Stop button, located on the vehicle's dashboard.

Power Height.\*

This convenient feature lets you fully open the liftgate at the touch of a button on the driver's door. SmartKey or liftgate. Press another button and it power-closes automatically.

PARKTRONIC system.\*

When parking, ultrasonic sensors in the bumpers detect nearby objects within the system's field of view. Audible signals and illuminated displays help you maneuver with confidence. This system helps you avoid obstacles that might be outside your field of vision when parking in tight spaces.†



\*FEATURES MAY BE STANDARD OR OPTIONAL, OR NOT AVAILABLE DEPENDING ON MODEL. PLEASE SEE THE FEATURES AND OPTIONS SECTION AT THE BACK OF THIS BROCHURE FOR DETAILS. Please see page 81 for footnotes.

Rear View Camera.\*

This innovative driver-assistance advancement enables you to see behind your vehicle when reversing. When you shift into Reverse gear, a wide-angle camera mounted in the rear shows you what's behind the vehicle and displays it on the COMAND screen on the dashboard.†

Bi-Xenon headlamps with Active Curve Illumination and corner-illuminating foglamps.\*

Simply put, Bi-Xenon headlamps deliver superior visibility over halogen headlamps because their brighter, whiter light is much closer to natural sunlight. They also incorporate dynamic level control and high-pressure heated headlamp washers, to help you see better when driving around curves at night. These headlamps even turn along with your steering wheel. As a result, you get a better view into corners by increasing illumination by up to 90% over conventional fixed headlamps. When the light is on low beam, the corner-illuminating foglamps illuminate the area on the inside of the turn for better visibility.

Trailer Hitch.\*

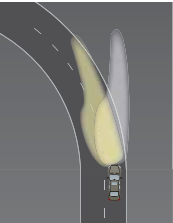
Choose from three trailer hitch—whether you are towing our B, M and GL-Class vehicles or want to tow with pulling a trailer in mind. Take full advantage of the 3,500-, 7,200- and 7,500-lb towing capacities with the trailer hitch. This factory-installed option allows the B-Class to meet Class II towing requirements, the M-Class to meet Class III towing requirements and the GL-Class to meet Class IV towing requirements.†

3rd-row split-fold folding power seatbacks.\*

The power 50/50-split theater-style 3rd-row seats in the GL-Class can be individually folded completely flat as well as raised in less than five seconds. Controls for each seat are located in the cargo area and near the 2nd-row seat on the passenger side. And M, R and GL-Class models offer the added convenience of a 115V AC power outlet.

Multicontour front seats.\*

The multicontour front seats deliver an exceptionally comfortable driving experience. Pneumatically adjustable dual lumbar supports, side bolsters and thigh supports allow for a custom-tailored fit.



\*FEATURES MAY BE STANDARD OR OPTIONAL, OR NOT AVAILABLE DEPENDING ON MODEL. PLEASE SEE THE FEATURES AND OPTIONS SECTION AT THE BACK OF THIS BROCHURE FOR DETAILS. Please see page 81 for footnotes.



Leather seats

The interior upholstery is available in fine hand-fitted leather on all seats, door-trim inserts and the front center armrest. Complementing the look and feel of the interior is available Burl Walnut or, in the GL550, available Light Birch wood trim.

Panorama Sunroof\*

The large panoramic dual-panel glass sunroof, optional on the R-Class, provides both front and rear-seat passengers with a remarkably large view of the sky. The front panel can also tilt or slide over the rear panel to open completely. And if you feel like limiting the amount of sun coming in, independently operated interior power sunshades cover both glass roof panels. In fact, the GL-Class treats its 3rd-row passengers to a standard fixed 3rd-row Panorama Sunroof, too.

### Rear-Seat Entertainment System\*

The new Star Entertainment System lets 2nd-row passengers enjoy huge, colorful games on 8" flat-panel/LCD screens on the backs of each front seat provide large, vibrant views. In the 3rd row, a DVD player and control console are mounted at the rear of the center console. A remote control allows you to connect a gaming console, video camera or other peripheral device to the system. Remote controls make all the fun both simple and convenient. Audio can be played through the vehicle's sound system or individual wireless headphones.<sup>3</sup>

\*FEATURES MAY BE STANDARD OR OPTIONAL, OR NOT AVAILABLE DEPENDING ON MODEL. PLEASE SEE THE FEATURES AND OPTIONS SECTION AT THE BACK OF THIS BROCHURE FOR DETAILS.

**Hands-Free** Communication System with Enhanced Voice Control? **Bluetooth**

Make calls, receive calls and even access select phone books<sup>®</sup> through the new COMMAND system. Once your Bluetooth<sup>™</sup>-compatible phone is synchronized with the system, leave it in your pocket and talk all you want. Hands-free, through a sound system worthy of the multiplex. With enhanced voice control, simply announce your destination when using the available Navigation System. Just say "Hello" or "Talkshow" is sufficient. Voice Control is so sophisticated, it can even screen saying "Hello" and "ans" and understand "yes" for "yes," "Yes" is indexed.

**HD Digital Radio™**  
Beyond remarkably clear audio that gives AM stations the crispness of FM radio and FM stations CD-grade sound, HD Digital Radio also offers a larger bandwidth—great for increasing the number of channels available to you.

**Anytime. COMMAND system™** — your center for easy mastery over audio, video, hands-free calling and optional navigation functions. Our upgraded Cockpit Management and Data (COMMAND) system lets you not only change stations, choose tracks and adjust the volume, but also control the car's navigation system. Beyond traditional music sources, there's also available Sirius Satellite Radio and an in-dash SD memory card reader. For compressed audio files, the Base Receiver offers four gigabytes of CD-downloading capability. Further customizing your music with the available iPod™/MP3 Media interface to explore the contents of compatible electronic devices, there's also a wealth of options to upgrade the COMMAND system to include navigation, a 6.5" color LCD screen and easily accessible steering-wheel or head-unit controls — or even Command Voice Control.



**SIRIUS**  
SATELLITE RADIO

Enjoy your SIRIUS Satellite Radio system with a complimentary 6-month subscription to over 130 channels, including 67 nationwide music channels and 61 channels of sports, news, talk, entertainment, traffic, weather and data. SIRIUS is also home to live pay-by-play broadcasts of the biggest sports events—NFL, NCAA, NHL, NBA, and games from over 150 college sports teams—which round out what's sure to be one of your favorite cabin appointments.\*

Hand-drawn based Navigation System

Using a 3d regressive hand drive built into the car, the driver can select a destination, locate their position, the advance displaying the route to your destination and suggest Points Of Interest along the way – restaurants, hotels, ATMs, Mercedes-Benz dealerships and more – in more vivid detail than ever before. The system is also able to detect the driver's fatigue and other visual and auditory on-screen, voice and other visual and auditory on-screen, voice and other visual and auditory on-screen, voice instructions play through the audio system. And you simply enjoy the journey.



harman/ardon® LOGIC7™  
THE NEW SOUND  
  
 DIGITAL  
 D O L B Y  
 DIGITAL

The 5.1-channel Dolby® Digital surround-sound system fills the cabin with up to 6.0 watts of beautifully balanced sound. Eleven optimally placed speakers and a subwoofer deliver an enthralling experience from a wide range of audio formats and sources, including HD Radio, AAC and MMA files, MP3s, Sirius Satellite Radio and our integrated 6-disc CD/DVD changer.

FEATURES MAY BE STANDARD OR OPTIONAL OR NOT AVAILABLE DEPENDING ON MODEL. PLEASE SEE THE FEATURES AND OPTIONS SECTION AT THE BACK OF THIS BROCHURE FOR DETAILS.

[illegible]

Wood/leather multifunction steering wheel. Handcrafted and made to match your vehicle's interior wood trim, this is a symbol of Mercedes-Benz excellence that you'll experience every time you drive.

Heated seats\*

For added convenience and year-round comfort, enjoy heated front seats in addition to an 8-way power driver's seat. Three levels of heating can be selected via buttons on the dashboard. Certain vehicles come with standard heated front and rear seats.

### 3-Zone climate control

The available 3<sup>rd</sup> climate control system adds 2nd-row controls – as well as 3rd-row vents in some models – to the standard front-seat dual-zone climate control system. This feature also lets the driver, front-seat passenger and 2nd-row occupants select their own levels of heating or cooling. Individual controls for the driver and front-seat passenger are located on the dashboard, while controls for the optional 3<sup>rd</sup> zone are on the back of the center console.



6-disc CD/DVD changer\*

A single-slot system, the integrated 6-disc changer plays CDs, DVD video and DVD audio





## Upholstery

















Our paint and trim selections are complemented by an array of elegant upholstery. Among the available choices for the GL550 is Premium Nappa Leather, which we offer in Black, Ash and Cashmere, but whichever you prefer, you always ease into luxury that's personalized. Every drive.

Interior upholstery*	
Black <sup>a</sup>	
Cashmere <sup>a</sup>	
Alab <sup>a</sup>	
Grey	
Cognac/Black	
Antique Charcoal	
Antique Light Brown	
Antique Porcelain	
R 320 Blue/EC	
R 350	
ML 320 Blue/EC	
ML 350	
ML 550	
ML 63 AMG	
GL 320 Blue/EC	
GL 450	
GL 550	
G 550	
G 55 AMG	

a Leather upholstery standard GL 350, GL550, G 55 AMG and ML 63 AMG. MB has upholstery standard all other models. b Premium Nappa leather optional GL 550 only.

Standard: Not available.

Optional:

R-Class	 <p>18" 5-spoke alloy wheel Standard R 350</p>	M-Class	 <p>19" 5-spoke alloy wheel Standard ML 350</p>	GL-Class	 <p>18" 5-spoke alloy wheel Standard GL 450</p>	G-Class	 <p>18" 5-spoke alloy wheel Standard G 350</p>
R-Class	 <p>19" 5-spoke alloy wheel Standard R 350 4MATIC, Optional R 550</p>	M-Class	 <p>19" 5-spoke alloy wheel Standard ML 350 4MATIC</p>	GL-Class	 <p>20" 5-spoke alloy wheel Standard GL 320 4MATIC, Optional GL 450</p>	G-Class	 <p>19" AMG 5-spoke alloy wheel Optional G 350 AMG</p>
R-Class	 <p>19" AMG 5-spoke alloy wheel Standard R 550</p>	M-Class	 <p>19" AMG 5-spoke alloy wheel<sup>1)</sup> Standard ML 550</p>	GL-Class	 <p>21" AMG 5-spoke alloy wheel<sup>1)</sup> Standard GL 550</p>	G-Class	 <p>21" AMG 5-spoke alloy wheel<sup>1)</sup> Optional G 550 AMG</p>
R-Class	 <p>20" AMG 5-spoke alloy wheel<sup>1)</sup> Standard R 63 AMG</p>	M-Class	 <p>20" AMG 5-spoke alloy wheel<sup>1)</sup> Standard ML 63 AMG</p>	GL-Class	 <p>21" AMG 5-spoke alloy wheel<sup>1)</sup> Standard GL 63 AMG</p>	G-Class	 <p>21" AMG 5-spoke alloy wheel<sup>1)</sup> Optional G 63 AMG</p>





R 320 BlueTEC	R 330
---------------	-------

ENGINE		
Engine size and type	2,997 cc turbocharged 24 valve V-6	3,498 cc 24 valve V-6
Construction	Aluminum-alloy cylinder block.	Aluminum-alloy cylinder block.
Net power	210 hp @ 3,800 rpm	258 hp @ 3,800 rpm
Net torque	398 lb-ft @ 1,600-2,400 rpm	258 lb-ft @ 2,400-3,000 rpm
Compression ratio	14.5:1	17:1
Fuel requirement	Ultra-low sulfur diesel or B5 bio diesel	Premium unleaded gasoline.
Fuel tank capacity—reserve	211 gal—3.4 gal	211 gal—3.4 gal

DRIVETRAIN		
Transmission	7-speed automatic, electronically controlled driver-adaptive shifting.	7-speed automatic, electronically controlled driver-adaptive shifting.
Drive configuration	Standard 4x4x2 4-wheel drive.	Standard 4x4x2 4-wheel drive.
Axle ratio	2.72:1	3.70:1

TRACTION/STABILITY		
Electronic Stability Program (ESP)	Standard.	Standard.
4-wheel Electronic Traction System (4ETS)	Standard.	Standard.

PERFORMANCE		
Acceleration, 0-60 mph *	8.8 seconds (est.)	8.0 seconds (est.)
Fuel economy, EPA estimate**	Information not available at time of printing. See dealer for details.	19 mpg city (est.) 20 mpg highway (est.)
Born & capacity†	3,500 lbs (Class B)	3,500 lbs (Class B)

Please see page B1 for footnotes.

R 320 BlueTEC	R 330	42   43
---------------	-------	---------

CHASSIS		
Suspension configuration	Front: independent double wishbone. Airride geometry. Stabilizer bar. Rear: independent 4-arm multi-link. Geometry for anti-dive and alignment control. Stabilizer bar.	
Steering	Rack-and-pinion steering with constant power assist. Turning circle: 40.7 ft curb-to-curb.	Rack-and-pinion steering with constant power assist. Turning circle: 40.7 ft curb-to-curb.
WHEELS/TIRES		
Wheels	19" 5-spoke, 8.0x19	18" steel 5-spoke, 8.0x18
Tires	235/55R18 91, all-season var. tire.	235/55R18 91, all-season.

BRAKES		
Brake system	Dual-disc/dual power assist 4-wheel disc.	Dual-disc/dual power assist 4-wheel disc.
Brake discs, front	13.9" vent-disk/disk	13.9" vent-disk/disk
Brake discs, rear	13.0" solid	13.0" solid
Electronic Brake-S System (ABS)	Standard.	Standard.
Brake Assist (BA3)	Standard.	Standard.

R 320 BlueTEC	R 330
---------------	-------

EXTERIOR DIMENSIONS		
Wheelbase	126.6 in	126.6 in
Overall length	203 in	203 in
Overall height	65.6 in	65.6 in
Overall width	Mirrors folded in: 77.1 in Mirrors extended: 86.6 in	Mirrors folded in: 77.1 in Mirrors extended: 86.6 in
Track, front-rear	65.5 in—65.3 in	65.5 in—65.3 in
Curb weight (est.)	4,493 lbs (4-passenger) 5,197 lbs (7-passenger)	4,493 lbs (4-passenger) 5,039 lbs (7-passenger)

R 320 BlueTEC	R 330
---------------	-------

INTERIOR DIMENSIONS		
Front backroom	39.8 in	39.8 in
Rear legroom	39.8 in	39.8 in
Rear headroom	2nd row: 40.4 in 3rd row: 37.2 in	2nd row: 40.4 in 3rd row: 37.2 in
Rear legroom	2nd row: 38.2 in 3rd row: 32.4 in	2nd row: 38.2 in 3rd row: 32.4 in
Cargo volume, all-seats folded†	85 cu ft	86 cu ft
Cargo weight, 2nd/3rd rows folded	63 in/92 in	63 in/92 in

SPECIFICATIONS AND EQUIPMENT



ML320 BlueTEC	ML350	ML550	ML63 AMG
---------------	-------	-------	----------

## ENGINE

Engine size and type	2,997 cc turbocharged D9CHC 24-valve V-6	3,498 cc D9CHC 24-valve V-6	5,461 cc D9CHC 24-valve V-6	6,208 cc AMG 6.3L D9CHC 32-valve V-8
Construction	Aluminum-steel cylinder block.	Aluminum-steel cylinder block.	Aluminum-steel cylinder block.	Aluminum-steel cylinder block.
Net power	210 hp @ 3,800 rpm	248 hp @ 4,000 rpm	382 hp @ 4,000 rpm	502 hp @ 4,800 rpm
Net torque	359 lb-ft @ 1,600-2,400 rpm	359 lb-ft @ 2,400-5,000 rpm	391 lb-ft @ 2,800-4,800 rpm	445 lb-ft @ 2,900 rpm
Compression ratio	16.5:1	10.2:1	10.2:1	11.3:1
Cooling system	Water-cooled diesel or 55 psi diesel	Premium unleaded gasoline.	Premium unleaded gasoline.	Premium unleaded gasoline.
Fuel tank capacity—reserve	211 U.S. gal.—3.4 gal.	211 U.S. gal.—3.4 gal.	211 U.S. gal.—3.4 gal.	211 U.S. gal.—3.4 gal.

## DRIVE/FRAM

Transmission	7-speed automatic, electronically controlled driver-adaptive shifting	7-speed automatic, electronically controlled driver-adaptive shifting	7-speed automatic, electronically controlled driver-adaptive shifting	7-speed automatic, with 4-wheel drive, electronically controlled driver-adaptive shifting
Drive configuration	4MATIC 4-wheel drive 50/50 front/rear torque split	4MATIC 4-wheel drive 50/50 front/rear torque split	4MATIC 4-wheel drive 50/50 front/rear torque split	4MATIC 4-wheel drive 40/60 front/rear torque split
Ashe ratio	3.45:1	3.06:1	3.06:1	3.06:1
Off-road driving program	Standard	Standard	Standard	Not available.
Downhill Speed Regulation (DSR)	Standard	Standard	Standard	Standard
Hill Start Assist	Standard	Standard	Standard	Standard

## TRACTION/STABILITY

Electronic Stability Program (ESP®)	Standard	Standard	Standard	Standard
4-wheel Electronic Traction System (4ETS)	Standard	Standard	Standard	Standard

## PERFORMANCE

Acceleration 0-60 mph*	8.0 seconds (est.)	7.2 seconds (est.)	5.4 seconds (est.)	4.4 seconds (est.)
Brake distance 70-0 mph*	140 feet (est.)	140 feet (est.)	140 feet (est.)	140 feet (est.)
Fuel economy (EPA estimate)	See your dealer for details.	See your dealer for details.	See your dealer for details.	See your dealer for details.
Towing capacity*	7,200 lbs. (Class III)	7,200 lbs. (Class III)	7,200 lbs. (Class III)	7,200 lbs. (Class III)

Please see page 81 for footnotes.

## SPECIFICATIONS AND EQUIPMENT

ML320 BlueTEC	ML350	ML550	ML63 AMG
---------------	-------	-------	----------

## CHASSIS

Suspension configuration	Front: independent double wishbone. Airride geometry. Stabilizer bar. Rear: independent 4-arm multi-link. Geometry for anti-dive and alignment control. Stabilizer bar.	Optional	Optional	Standard
Active Drive Steering (ADS®)	Optional	Optional	Optional	Standard
Adaptive Steering System (ASS®)	Optional	Optional	Optional	Standard
Steering	Steering rack, 207 lb. anti-dive torque. Rack and pinion steering, with constant power assist. Torque Vector Control (TVC) 207 lb. anti-dive torque.	Steering rack, 207 lb. anti-dive torque. Rack and pinion steering, with constant power assist. Torque Vector Control (TVC) 207 lb. anti-dive torque.	Steering rack, 207 lb. anti-dive torque. Rack and pinion steering, with constant power assist. Torque Vector Control (TVC) 207 lb. anti-dive torque.	Steering rack, 207 lb. anti-dive torque. Rack and pinion steering, with constant power assist. Torque Vector Control (TVC) 207 lb. anti-dive torque.

## WHEELS/TIRES

Wheels	17" 5-spoke, 8.0x19	17" 5-spoke, 8.0x19	17" AMG 5-spoke, 8.0x19	20" AMG 5-spoke, 10.0x20
Tires	255/55R16 91, all-season variable	255/55R16 91, all-season.	255/55R16 91, all-season.	295/45ZR20 91, high performance <sup>1</sup>

## BRAKES

Brake system	Dual-disc, power assist 4-wheel disc.	Dual-disc, power assist 4-wheel disc.	Dual-disc, power assist 4-wheel disc.	AMG enhanced dual-disc, power-assist 4-wheel disc.
Brake discs, front	13.0" vented disc.	13.0" vented disc.	13.0" vented disc.	13.4" perforated/vented disc.
Brake discs, rear	12.0" solid disc.	12.0" solid disc.	12.0" solid disc.	12.0" perforated/vented disc.
ABS (Anti-lock Braking System) (ABS)	Standard.	Standard.	Standard.	Standard.
Brake Assist (BAS)	Standard.	Standard.	Standard.	Standard.

ML320 BlueTEC	ML350	ML550	ML63 AMG
---------------	-------	-------	----------

## EXTERIOR DIMENSIONS

Wheelbase	114.7 in.	119.7 in.	114.7 in.	114.7 in.
Overall length	189.5 in.	189.5 in.	189.5 in.	192.8 in.
Overall width	71.5 in.	71.5 in.	71.5 in.	73.3 in.
Overall height	71.5 in.	71.5 in.	71.5 in.	72.3 in.
Ground clearance	8.3 in. (hooded)	8.3 in. (hooded)	8.3 in. (hooded)	8.0 in. (hooded)
Ground clearance with standard suspension	7.1 in. (hooded)	7.1 in. (hooded)	7.1 in. (hooded)	6.0 in. (hooded)
Ground clearance with optional suspension	11.4 in. (hooded)	11.4 in. (hooded)	11.4 in. (hooded)	10.2 in. (hooded)

## INTERIOR DIMENSIONS

Front headroom	39.9 in.	39.9 in.	39.9 in.	39.9 in.
Rear headroom	42.2 in.	42.2 in.	42.2 in.	42.2 in.
Rear legroom	39.8 in.	39.8 in.	39.8 in.	39.8 in.
Rear hiproom	40.0 in.	40.0 in.	40.0 in.	40.0 in.
Trunk capacity, new seats folded <sup>2</sup>	77.4 cu ft	77.4 cu ft	77.4 cu ft	77.4 cu ft



ML 320 BlueTEC/ ML 350	ML 550 ML 63 AMG	ML 320 BlueTEC/ ML 350	ML 550 ML 63 AMG
---------------------------	------------------	---------------------------	------------------

**EXTERIOR**

	<p>AAC front and rear bumpers.</p> <p>Shiver grille with chrome trim.</p> <p>Hip-high black grille with chrome trim.</p> <p>Dual square polished stainless steel exhaust tips.</p> <p>Dual chrome AAC twin tie bars.</p> <p>Power lift/lidless glass sunroof with sunshade.</p> <p>Dual heated power mirrors.</p> <p>Pivoting gate to rear door, no quarter windows and flaps.</p> <p>Rear window wipers.</p> <p>Rear window wiper with washer.</p> <p>Electrically heated rear window with auto-shrink.</p> <p>Hydraulically assisted liftgate closing system.</p> <p>Black protective coat on roof rails (with 22-in roof rack).</p> <p>Black aluminum roof rails with 22-in roof rack capacity.</p> <p>Rubber skid plates installed under engine/trans.</p> <p>Front tie bars and tie bar end fittings in left column.</p> <p>Black crossmembers with cover in left side leg tubes.</p> <p>Driver-side airbag fits over both tie bars.</p> <p>Driver-side airbag fits over both tie bars.</p> <p>Driver's seatbelt strap from trans frame.</p> <p>LED mirrors.</p>
	<p>Interior</p> <p>Luggage wrapped in rubber action steering wheel with built-in paddle shifters.</p> <p>Power windows with express open/close.</p> <p>4-way tilt telescoping, manually adjustable steering column.</p> <p>4-way tilt telescoping, power-adjustable steering column.</p> <p>Ergonomic cruise control.</p> <p>Three power outlets in battery pack (right, left and forward controls), in cargo area and in passenger footwell.</p> <p>Auto-dimming rear view and mirror side mirrors.</p> <p>115V AC power outlet.</p>

## SEATING

8-way power front seats, Over-side 4-way power lumbar support	
10-way power front seats with memory and passenger lumbar support	
10-way power front seats with memory and passenger lumbar support with 2-position power tilt	
Heated front seats	
40, 42, 46, 48, 50, 52, 54, 56, 58, 60, 62, 64, 66, 68, 70, 72, 74, 76, 78, 80, 82, 84, 86, 88, 90, 92, 94, 96, 98, 100, 102, 104, 106, 108, 110, 112, 114, 116, 118, 120, 122, 124, 126, 128, 130, 132, 134, 136, 138, 140, 142, 144, 146, 148, 150, 152, 154, 156, 158, 160, 162, 164, 166, 168, 170, 172, 174, 176, 178, 180, 182, 184, 186, 188, 190, 192, 194, 196, 198, 200, 202, 204, 206, 208, 210, 212, 214, 216, 218, 220, 222, 224, 226, 228, 230, 232, 234, 236, 238, 240, 242, 244, 246, 248, 250, 252, 254, 256, 258, 260, 262, 264, 266, 268, 270, 272, 274, 276, 278, 280, 282, 284, 286, 288, 290, 292, 294, 296, 298, 300, 302, 304, 306, 308, 310, 312, 314, 316, 318, 320, 322, 324, 326, 328, 330, 332, 334, 336, 338, 340, 342, 344, 346, 348, 350, 352, 354, 356, 358, 360, 362, 364, 366, 368, 370, 372, 374, 376, 378, 380, 382, 384, 386, 388, 390, 392, 394, 396, 398, 400, 402, 404, 406, 408, 410, 412, 414, 416, 418, 420, 422, 424, 426, 428, 430, 432, 434, 436, 438, 440, 442, 444, 446, 448, 450, 452, 454, 456, 458, 460, 462, 464, 466, 468, 470, 472, 474, 476, 478, 480, 482, 484, 486, 488, 490, 492, 494, 496, 498, 500, 502, 504, 506, 508, 510, 512, 514, 516, 518, 520, 522, 524, 526, 528, 530, 532, 534, 536, 538, 540, 542, 544, 546, 548, 550, 552, 554, 556, 558, 560, 562, 564, 566, 568, 570, 572, 574, 576, 578, 580, 582, 584, 586, 588, 590, 592, 594, 596, 598, 600, 602, 604, 606, 608, 610, 612, 614, 616, 618, 620, 622, 624, 626, 628, 630, 632, 634, 636, 638, 640, 642, 644, 646, 648, 650, 652, 654, 656, 658, 660, 662, 664, 666, 668, 670, 672, 674, 676, 678, 680, 682, 684, 686, 688, 690, 692, 694, 696, 698, 700, 702, 704, 706, 708, 710, 712, 714, 716, 718, 720, 722, 724, 726, 728, 730, 732, 734, 736, 738, 740, 742, 744, 746, 748, 750, 752, 754, 756, 758, 760, 762, 764, 766, 768, 770, 772, 774, 776, 778, 780, 782, 784, 786, 788, 790, 792, 794, 796, 798, 800, 802, 804, 806, 808, 810, 812, 814, 816, 818, 820, 822, 824, 826, 828, 830, 832, 834, 836, 838, 840, 842, 844, 846, 848, 850, 852, 854, 856, 858, 860, 862, 864, 866, 868, 870, 872, 874, 876, 878, 880, 882, 884, 886, 888, 890, 892, 894, 896, 898, 900, 902, 904, 906, 908, 910, 912, 914, 916, 918, 920, 922, 924, 926, 928, 930, 932, 934, 936, 938, 940, 942, 944, 946, 948, 950, 952, 954, 956, 958, 960, 962, 964, 966, 968, 970, 972, 974, 976, 978, 980, 982, 984, 986, 988, 990, 992, 994, 996, 998, 1000	
40, 42, 46, 48, 50, 52, 54, 56, 58, 60, 62, 64, 66, 68, 70, 72, 74, 76, 78, 80, 82, 84, 86, 88, 90, 92, 94, 96, 98, 100, 102, 104, 106, 108, 110, 112, 114, 116, 118, 120, 122, 124, 126, 128, 130, 132, 134, 136, 138, 140, 142, 144, 146, 148, 150, 152, 154, 156, 158, 160, 162, 164, 166, 168, 170, 172, 174, 176, 178, 180, 182, 184, 186, 188, 190, 192, 194, 196, 198, 200, 202, 204, 206, 208, 210, 212, 214, 216, 218, 220, 222, 224, 226, 228, 230, 232, 234, 236, 238, 240, 242, 244, 246, 248, 250, 252, 254, 256, 258, 260, 262, 264, 266, 268, 270, 272, 274, 276, 278, 280, 282, 284, 286, 288, 290, 292, 294, 296, 298, 300, 302, 304, 306, 308, 310, 312, 314, 316, 318, 320, 322, 324, 326, 328, 330, 332, 334, 336, 338, 340, 342, 344, 346, 348, 350, 352, 354, 356, 358, 360, 362, 364, 366, 368, 370, 372, 374, 376, 378, 380, 382, 384, 386, 388, 390, 392, 394, 396, 398, 400, 402, 404, 406, 408, 410, 412, 414, 416, 418, 420, 422, 424, 426, 428, 430, 432, 434, 436, 438, 440, 442, 444, 446, 448, 450, 452, 454, 456, 458, 460, 462, 464, 466, 468, 470, 472, 474, 476, 478, 480, 482, 484, 486, 488, 490, 492, 494, 496, 498, 500, 502, 504, 506, 508, 510, 512, 514, 516, 518, 520, 522, 524, 526, 528, 530, 532, 534, 536, 538, 540, 542, 544, 546, 548, 550, 552, 554, 556, 558, 560, 562, 564, 566, 568, 570, 572, 574, 576, 578, 580, 582, 584, 586, 588, 590, 592, 594, 596, 598, 600, 602, 604, 606, 608, 610, 612, 614, 616, 618, 620, 622, 624, 626, 628, 630, 632, 634, 636, 638, 640, 642, 644, 646, 648, 650, 652, 654, 656, 658, 660, 662, 664, 666, 668, 670, 672, 674, 676, 678, 680, 682, 684, 686, 688, 690, 692, 694, 696, 698, 700, 702, 704, 706, 708, 710, 712, 714, 716, 718, 720, 722, 724, 726, 728, 730, 732, 734, 736, 738, 740, 742, 744, 746, 748, 750, 752, 754, 756, 758, 760, 762, 764, 766, 768, 770, 772, 774, 776, 778, 780, 782, 784, 786, 788, 790, 792, 794, 796, 798, 800, 802, 804, 806, 808, 810, 812, 814, 816, 818, 820, 822, 824, 826, 828, 830, 832, 834, 836, 838, 840, 842, 844, 846, 848, 850, 852, 854, 856, 858, 860, 862, 864, 866, 868, 870, 872, 874, 876, 878, 880, 882, 884, 886, 888, 890, 892, 894, 896, 898, 900, 902, 904, 906, 908, 910, 912, 914, 916, 918, 920, 922, 924, 926, 928, 930, 932, 934, 936, 938, 940, 942, 944, 946, 948, 950, 952, 954, 956, 958, 960, 962, 964, 966, 968, 970, 972, 974, 976, 978, 980, 982, 984, 986, 988, 990, 992, 994, 996, 998, 1000	
40, 42, 46, 48, 50, 52, 54, 56, 58, 60, 62, 64, 66, 68, 70, 72, 74, 76, 78, 80, 82, 84, 86, 88, 90, 92, 94, 96, 98, 100, 102, 104, 106, 108, 110, 112, 114, 116, 118, 120, 122, 124, 126, 128, 130, 132, 134, 136, 138, 140, 142, 144, 146, 148, 150, 152, 154, 156, 158, 160, 162, 164, 166, 168, 170, 172, 174, 176, 178, 180, 182, 184, 186, 188, 190, 192, 194, 196, 198, 200, 202, 204, 206, 208, 210, 212, 214, 216, 218, 220, 222, 224, 226, 228, 230, 232, 234, 236, 238, 240, 242, 244, 246, 248, 250, 252, 254, 256, 258, 260, 262, 264, 266, 268, 270, 272, 274, 276, 278, 280, 282, 284, 286, 288, 290, 292, 294, 296, 298, 300, 302, 304, 306, 308, 310, 312, 314, 316, 318, 320, 322, 324, 326, 328, 330, 332, 334, 336, 338, 340, 342, 344, 346, 348, 350, 352, 354, 356, 358, 360, 362, 364, 366, 368, 370, 372, 374, 376, 378, 380, 382, 384, 386, 388, 390, 392, 394, 396, 398, 400, 402, 404, 406, 408, 410, 412, 414, 416, 418, 420, 422, 424, 426, 428, 430, 432, 434, 436, 438, 440, 442, 444, 446, 448, 450, 452, 454, 456, 458, 460, 462, 464, 466, 468, 470, 472, 474, 476, 478, 480, 482, 484, 486, 488, 490, 492, 494, 496, 498, 500, 502, 504, 506, 508, 510, 512, 514, 516, 518, 520, 522, 524, 526, 528, 530, 532, 534, 536, 538, 540, 542, 544, 546, 548, 550, 552, 554, 556, 558, 560, 562, 564, 566, 568, 570, 572, 574, 576, 578, 580, 582, 584, 586, 588, 590, 592, 594, 596, 598, 600, 602, 604, 606, 608, 610, 612, 614, 616, 618, 620, 622, 624, 626, 628, 630, 632, 634, 636, 638, 640, 642, 644, 646, 648, 650, 652, 654, 656, 658, 660, 662, 664, 666, 668, 670, 672, 674, 676, 678, 680, 682, 684, 686, 688, 690, 692, 694, 696, 698, 700, 702, 704, 706, 708, 710, 712, 714, 716, 718, 720, 722, 724, 726, 728, 730, 732, 734, 736, 738, 740, 742, 744, 746, 748, 750, 752, 754, 756, 758, 760, 762, 764, 766, 768, 770, 772, 774, 776, 778, 780, 782, 784, 786, 788, 790, 792, 794, 796, 798, 800, 802, 804, 806, 808, 810, 812, 814, 816, 818, 820, 822, 824, 826, 828, 830, 832, 834, 836, 838, 840, 842, 844, 846, 848, 850, 852, 854, 856, 858, 860, 862, 864, 866, 868, 870, 872, 874, 876, 878, 880, 882, 884, 886, 888, 890, 892, 894, 896, 898, 900, 902, 904, 906, 908, 910, 912, 914, 916, 918, 920, 922, 924, 926, 928, 930, 932, 934, 936, 938, 940, 942, 944, 946, 948, 950, 952, 954, 956, 958, 960, 962, 964, 966, 968, 970, 972, 974, 976, 978, 980, 982, 984, 986, 988, 990, 992, 994, 996, 998, 1000	
40, 42, 46, 48, 50, 52, 54, 56, 58, 60, 62, 64, 66, 68, 70, 72, 74, 76, 78, 80, 82, 84, 86, 88, 90, 92, 94, 96, 98, 100, 102, 104, 106, 108, 110, 112, 114, 116, 118, 120, 122, 124, 126, 128, 130, 132, 134, 136, 138, 140, 142, 144, 146, 148, 150, 152, 154, 156, 158, 160, 162, 164, 166, 168, 170, 172, 174, 176, 178, 180, 182, 184, 186, 188, 190, 192, 194, 196, 198, 200, 202, 204, 206, 208, 210, 212, 214, 216, 218, 220, 222, 224, 226, 228, 230, 232, 234, 236, 238, 240, 242, 244, 246, 248, 250, 252, 254, 256, 258, 260, 262, 264, 266, 268, 270, 272, 274, 276, 278, 280, 282, 284, 286, 288, 290, 292, 294, 296, 298, 300, 302, 304, 306, 308, 310, 312, 314, 316, 318, 320, 322, 324, 326, 328, 330, 332, 334, 336, 338, 340, 342, 344, 346, 348, 350, 352, 354, 356, 358, 360, 362, 364, 366, 368, 370, 372, 374, 376, 378, 380, 382, 384, 386, 388, 390, 392, 394, 396, 398, 400, 402, 404, 406, 408, 410, 412, 414, 416, 418, 420, 422, 424, 426, 428, 430, 432, 434, 436, 438, 440, 442, 444, 446, 448, 450, 452, 454, 456, 458, 460, 462, 464, 466, 468, 470, 472, 474, 476, 478, 480, 482, 484, 486, 488, 490, 492, 494, 496, 498, 500, 502, 504, 506, 508, 510, 512, 514, 516, 518, 520, 522, 524, 526, 528, 530, 532, 534, 536, 538, 540, 542, 544, 546, 548, 550, 552, 554, 556, 558, 560, 562, 564, 566, 568, 570, 572, 574, 576, 578, 580, 582, 584, 586, 588, 590, 592, 594, 596, 598, 600, 602, 604, 606, 608, 610, 612, 614, 616, 618, 620, 622, 624, 626, 628, 630, 632, 634, 636, 638, 640, 642, 644, 646, 648, 650, 652, 654, 656, 658, 660, 662, 664, 666, 668, 670, 672, 674, 676, 678, 680, 682, 684, 686, 688, 690, 692, 694, 696, 698, 700, 702, 704, 706, 708, 710, 712, 714, 716, 718, 720, 722, 724, 726, 728, 730, 732, 734, 736, 738, 740, 742, 744, 746, 748, 750, 752, 754, 756, 758, 760, 762, 764, 766, 768, 770, 772, 774, 776, 778, 780, 782, 784, 786, 788, 790, 792, 794, 796, 798, 800, 802, 804, 806, 808, 810, 812, 814, 816, 818, 820, 822, 824, 826, 828, 830, 832, 834, 836, 838, 840, 842, 844, 846, 848, 850, 852, 854, 856, 858, 860, 862, 864, 866, 868, 870, 872, 874, 876, 878, 880, 882, 884, 886, 888, 890, 892, 894, 896, 898, 900, 902, 904, 906, 908, 910, 912, 914, 916, 918, 920, 922, 924, 926, 928, 930, 932, 934, 936, 938, 940, 942, 944, 946, 948, 950, 952, 954, 956, 958, 960, 962, 964, 966, 968, 970, 972, 974, 976, 978, 980, 982, 984, 986, 988, 990, 992, 994, 996, 998, 1000	
40, 42, 46, 48, 50, 52, 54, 56, 58, 60, 62, 64, 66, 68, 70, 72, 74, 76, 78, 80, 82, 84, 86, 88, 90, 92, 94, 96, 98, 100, 102, 104, 106, 108, 110, 112, 114, 116, 118, 120, 122, 124, 126, 128, 130, 132, 134, 136, 138, 140, 142, 144, 146, 148, 150, 152, 154, 156, 158, 160, 162, 164, 166, 168, 170, 172, 174, 176, 178, 180, 182, 184, 186, 188, 190, 192, 194, 196, 198, 200, 202, 204, 206, 208, 210, 212, 214, 216, 218, 220, 222, 224, 226, 228, 230, 232, 234, 236, 238, 240, 242, 244, 246, 248, 250, 252, 254, 256, 258, 260, 262, 264, 266, 268, 270, 272, 274, 276, 278, 280, 282, 284, 286, 288, 290, 292, 294, 296, 298, 300, 302, 304, 306, 308, 310, 312, 314, 316, 318, 320, 322, 324, 326, 328, 330, 332, 334, 336, 338, 340, 342, 344, 346, 348, 350, 352, 354, 356, 358, 360, 362, 364, 366, 368, 370, 372, 374, 376, 378, 380, 382, 384, 386, 388, 390, 392, 394, 396, 398, 400, 402, 404, 406, 408, 410, 412, 414, 416, 418, 420, 422, 424, 426, 428, 430, 432, 434, 436, 438, 440, 442, 444, 446, 448, 450, 452, 454, 456, 458, 460, 462, 464, 466, 468, 470, 472, 474, 476, 478, 480, 482, 484, 486, 488, 490, 492, 494, 496, 498, 500, 502, 504, 506, 508, 510, 512, 514, 516, 518, 520, 522, 524, 526, 528, 530, 532, 534, 536, 538, 540, 542, 544, 546, 548, 550, 552, 554, 556, 558, 560, 562, 564, 566, 568, 570, 572, 574, 576, 578, 580, 582, 584, 586, 588, 590, 592, 594, 596, 598, 600, 602, 604, 606, 608, 610, 612, 614, 616, 618, 620, 622, 624, 626, 628, 630, 632, 634, 636, 638, 640, 642, 644, 646, 648, 650, 652, 654, 656, 658, 660, 662, 664, 666, 668, 670, 672, 674, 676, 678, 680, 682, 684, 686, 688, 690, 692, 694, 696, 698, 700, 702, 704, 706, 708, 710, 712, 714, 716, 718, 720, 722, 724, 726, 728, 730, 732, 734, 736, 738, 740, 742, 744, 746, 748, 750, 752, 754, 756, 758, 760, 762, 764, 766, 768, 770, 772, 774, 776, 778, 780, 782, 784, 786, 788, 790, 792, 794, 796, 798, 800, 802, 804, 806, 808, 810, 812, 814, 816, 818, 820, 822, 824, 826, 828, 830, 832, 834, 836, 838, 840, 842, 844, 846, 848, 850, 852, 854, 856, 858, 860, 862, 864, 866, 868, 870, 872, 874, 876, 878, 880, 882, 884, 886, 888, 890, 892, 894, 896, 898, 900, 902, 904, 906, 908, 910, 912, 914, 916, 918, 920, 922, 924, 926, 928, 930, 932, 934, 936, 938, 940, 942, 944, 946, 948, 950, 952, 954, 956, 958, 960, 962, 964, 966, 968, 970, 972, 974, 976, 978, 980, 982, 984, 986, 988, 990, 992, 994, 996, 998, 1000	
40, 42, 46, 48, 50, 52, 54, 56, 58, 60, 62, 64, 66, 68, 70, 72, 74, 76, 78, 80, 82, 84, 86, 88, 90, 92, 94, 96, 98, 100, 102, 104, 106, 108, 110, 112, 114, 116, 118, 120, 122, 124, 126, 128, 130, 132, 134, 136, 138, 140, 142, 144, 146, 148, 150, 152, 154, 156, 158, 160, 162, 164, 166, 168, 170, 172, 174, 176, 178, 180, 182, 184, 186, 188, 190, 192, 194, 196,	

## AUDIO/NAVIGATION/TELEMATICS

Coopack Management and Data (CMAND) system.
40 gigabyte hard-disk-based Navigation System.
Bluebird® air box for land-free calling. <sup>11</sup>
Enhanced Voice Control.
Human/Vision 100CPT <sup>®</sup> surround-sound system with Dolby <sup>®</sup> Digital 5.1.

Please see page 81 for Endnotes

## FEATURES AND OPTIONS

in-man case cut-out trigger.	
Stallis Science Radio with HD Digital Audio <sup>®</sup>	
ipod /iPod Music Interface <sup>®</sup>	
In-built SD memory and reader.	
Mercedes-Benz® Blue Aid System uses GPS satellite plus a cellular line, to provide 24-hour live assistance for emergency and SOS button, roadside assistance (Merced-bell) or information (Merced-bell).	
Mercedes-Benz® Blue Aid GPS Satellite Vehicle Recovery <sup>®</sup>	
Mercedes-Benz® Blue Aid Remote Door Unlock <sup>®</sup>	
Mercedes-Benz® Blue Aid Automatic Alarm Notification <sup>®</sup>	

ML 320 BlueTEC/ ML 350	ML 550	ML 63 AMG	ML 320 BlueTEC/ ML 350	ML 550	ML 63 AMG
68	69		68	69	

## CLIMATE CONTROL

Dual-arm asymmetric, dual-arm control
3-arm self-biased control
Controlled activated dual and polymer filter

<p><b>INSTRUMENTATION</b></p> <p>Electronic analog potentiometer, bidirectional, half full range and coarse.</p> <p>Digital display of distance and gear/revs selection.</p> <p>Control of speed and acceleration.</p> <p>ARM instrument control with take-off for distance 100 yards and 4000 yds.</p>
---

## INSTRUMENTATION

Electronic analog synthesizer, laboratory, half gauge and clock.	
Digital display of clock/date and year/mode selection.	
AAU gauges with AAU DACTIMER in digital display.	
AAU instrument cluster with silver color aluminum trim panel and AAU logo.	
Multifunction display in instrument cluster:	
• Digital speedometer, odometer, fuel gauge, engine oil pressure, engine temperature, engine oil level, engine oil change.	
• Digital speedometer, Maintenance System (see below) and oil level check.	
• AAU logo.	
• Direct remote and message indicator.	
• AAU logo and AAU DACTIMER in digital display.	
• Vehicle and convenience features.	
• Trip computer / displayed time, fuel consumption and distance.	
• Mobile phone book.	

## LOCKING/SECURITY

- Simple floor control integrates Renault's Door Lock/Unlock system with the Renault Keyless Access system. Drivers can now open the car doors and open and lock the car with the Renault Keyless Access system, even if they are not in the car.
- Simple floor control remote opening/closing of windows. Drivers or passengers looking automatically locks the doors when the vehicle reaches 2 mph.
- High security illumination uses the vehicle's interior lights to illuminate a path when parking.
- Renault's new system integrates a status report, compatible with Renault's "compartments and more" other systems.

## RESTRAINT SYSTEMS

[illegible]

ML 320 BlueTEC/ ML 350	ML 550	ML 63 AMG	ML 320 BlueTEC/ ML 350	ML 550	ML 63 AMG
---------------------------	--------	-----------	---------------------------	--------	-----------

## INDIVIDUAL OPTIONS

	"Can I make this (7' x 20') too open?"
	Hinged front seat.
	Magnetic paint.
	Balloon-studded stainless-steel running boards.
	Real Steel Entertainment System. Dual-source DVD with web as ABSOLUTE companion with Audison Damping System (ADS II).
	A zone acoustic climate control.
	21" x 44" double-spoke wheels.
	Real Steel Entertainment System pre-wiring.
	Hinged rear wheel.

## OPTION PACKAGES

[illegible]

Please see page 81 for Endnotes.      Standard.      Optional or included with a package.      Not available

## FEATURES AND OPTIONS

GL 320 BlueTEC	GL 450	GL 550	70   71
----------------	--------	--------	---------

## ENGINE

Engine size and type	4.4-l-d-c DOHC 24 valve V-8	5.6-l-d-c DOHC 32 valve V-8	5.6-l-d-c DOHC 32 valve V-8
Construction	Aluminum alloy cylinder block	Aluminum alloy cylinder block	Aluminum alloy cylinder block
Net power	210 hp @ 3,300 rpm	315 hp @ 6,000 rpm	382 hp @ 6,000 rpm
Net torque	399 lb-ft @ 2,000 rpm	335 lb-ft @ 2,700-5,000 rpm	395 lb-ft @ 2,300-4,000 rpm
Compression ratio	16.5:1	10.7:1	10.7:1
Fluid requirements	Ultra-low-sulfate diesel or 55 ppb diesel	Premium unleaded gasoline, 76.4 gal @ 3-4 gal	Premium unleaded gasoline, 76.4 gal @ 3-4 gal
Estimated fuel tank (capacity × miles)	24.6 gal × 344 miles	24.6 gal × 344 miles	24.6 gal × 344 miles

## DRIVETRAIN

Test item	Test method	Test result
Transmission	7-speed automatic. Electronically controlled driver adaptive shifting.	7-speed automatic. Electronically controlled driver adaptive shifting.
Drive configuration	4-wheel drive, 50/50 front/rear torque split.	4-wheel drive, 50/50 front/rear torque split.
Acceleration	0-100 km/h in 6.5 s.	0-100 km/h in 6.5 s.
Off-road driving program	Standard.	Standard.
Downhill Speed Regulation (DSR)	Standard.	Standard.
Start-stop	Standard.	Standard.

## TRACTION/STABILITY

Electronic Stability Program (ESP)	Standard	Standard
4-wheel Electronic Traction System (ETS)	Standard	Standard

## PERFORMANCE

Acceleration, 0-60 mph	6.9 seconds (est.)
Fuel economy, EPA estimate*	18 mpg city (est.)
Highway estimate†	27 mpg highway (est.)
See dealer for details	7,500 lbs (Class N)
Weight capacity	7,500 lbs (Class N)

Please see page 81 for Endnotes

## SPECIFICATIONS AND EQUIPMENT

GL 320 BlueTEC	GL 450	GL 550
----------------	--------	--------

## CHASSIS

[illegible]

## WHEELS/TIRES

Wrench	Turns
20" 5-spoke aluminum alloy, 8.5/20	275/50 R20, all-season tire, 14
19" steel 5-spoke aluminum alloy, 8.5/19	275/55 R19, all-season
21" MC 5-spoke aluminum alloy, 10.2/21	295/40 R21, all-season performance <sup>13</sup>

## BRAKES

System	Control	Control	Control
Basic system	Dual-circuit power-split (vehicle drive)	Dual-circuit power-split (vehicle drive)	Dual-circuit power-split (vehicle drive)
Basic drive-coupling, fixed	14.7° wetted – cast on impeller housing	14.7° wetted – cast on impeller housing	14.7° wetted – cast on impeller housing
Basic drive-coupling, new	13.0° wetted – cast on impeller housing	13.0° wetted – cast on impeller housing	13.0° wetted – cast on impeller housing
Artificial Bearing System (ABS)	Standard	Standard	Standard
Artificial Bearing (ABS)	Standard	Standard	Standard

## EXTERIOR DIMENSIONS

	Whorl base	121.1 m	121.1 m
Overall height	202.6 m	202.6 m	202.6 m
Overall height with mirrors folded in with mirrors extended	72.4 m-72.6 m	72.4 m-72.6 m	72.4 m-72.6 m
Overall width with mirrors folded in with mirrors extended	72.6 m 83.7 m	72.6 m 83.7 m	72.6 m 83.7 m
Track, front - rear	65.0 m-65.1 m	65.0 m-65.1 m	65.0 m-65.1 m
Track width (m)	5.30 m	5.30 m	5.34 m

## INTERIOR DIMENSIONS

Room	Front	Side	Back	Diagonal
Front bedroom	40.1 in	40.1 in	40.1 in	40.1 in
Front living room	40.3 in	40.1 in	40.1 in	40.1 in
2nd-row headroom	40.6 in	40.6 in	40.6 in	40.6 in
2nd-row leg room	39.5 in	39.5 in	39.5 in	39.5 in
3rd-row headroom	38.2 in	39.2 in	38.2 in	38.2 in
3rd-row leg room	34.2 in	34.2 in	34.2 in	34.2 in
2nd-row headroom added	83.0 in	83.0 in	83.0 in	83.0 in
2nd-row leg room added	83.0 in	83.0 in	83.0 in	83.0 in
3rd-row headroom added	83.0 in	83.0 in	83.0 in	83.0 in
3rd-row leg room added	83.0 in	83.0 in	83.0 in	83.0 in

Please see page 81 for Endnotes.      Standard.      Optional or included with a package.      Not available

GL 320 BlueTEC	GL 450	GL 550	GL 320 BlueTEC	GL 450	GL 550	72   73
----------------	--------	--------	----------------	--------	--------	---------

## EXTERIOR

Dual square polished stainless steel exhaust tips	
Dual split polished stainless steel exhaust tips	
Power tri-riding glass surround with sunshade	
Power rear quarter windows	
Fixed Passenger Sunroof with sunshade, door, 3rd row electrically heated rear window with auto-hold	
Rear air-riding suspension with heated nozzles, tires and inlets	
Rear window wiper with wester	
Dual heated power dual mirrors mounted to driver's seat memory <sup>2</sup>	
Auto parking sensor and side slip mirrors	
Ultrasonic air assist	
Power glass for rear door, rear quarter windows and fenders	
Wipers and electric lift glass <sup>2</sup>	
Black protective-coated roof rails	
Chrome roof rails	

## SEATING

[illegible]

Leather-wrapped multifunction steering wheel	Wood-trimmed multifunction steering wheel
Shift paddles behind steering wheel	
Electronic automatic cruise control	
Front- and 2nd-row power windows with one-touch up/down	
TV power outlets in hallway, rear of center console and cargo area	
Refrigerator or gas cooker	
Six cupholders and two bottle holders	

Please see page 81 for Endnotes.      Standard.      Optional or included with a package.      Not available.





G 550	G 55 AMG
-------	----------

ENGINE		
Engine size and type	5,461 cc D10HC 24-valve V-8	5,439 cc AMG 6.3-liter supercharged D10HC 24-valve V-8
Construction	Aluminum-alloy cylinder block.	Aluminum-alloy cylinder block.
Net power	382 hp @ 6,000 rpm	500 hp @ 6,000 rpm
Net torque	391 lb-ft @ 2,800–4,800 rpm	536 lb-ft @ 2,750–4,000 rpm
Compression ratio	10.7:1	9.8:1
Fuel requirement	Premium unleaded gasoline.	Premium unleaded gasoline.
Fuel tank capacity—reserve	21.4 gal—5.3 gal	23.4 gal—5.3 gal

DRIVE/PAW		
Transmission	7-speed automatic. Electronically controlled drive-adaptive shifting.	5-speed automatic. Electronically controlled drive-adaptive shifting.
Drive configuration	4-wheel drive with independent electronically locking center, front and rear differentials.	4-wheel drive with independent electronically locking center, front and rear differentials.
Transfer case	Two-speed, electronically controlled vis controls switch.	Two-speed, electronically controlled vis controls switch.
Transfer case ratios	Normal range: 0.87:1 Low range: 2.36:1	Normal range: 0.87:1 Low range: 2.36:1
Axle ratio	Front and rear: 4.38:1	Front and rear: 4.38:1

TRACTION/STABILITY		
Electronic Stability Program (ESP)	Standard (with all three differentials unlocked).	Standard (with all three differentials unlocked).
4-wheel Electronic Traction System (4ETS)	Standard (with all three differentials unlocked).	Standard (with all three differentials unlocked).

PERFORMANCE		
Acceleration, 0-60 mph *	6.0 seconds (est.)	5.4 seconds (est.)
Fuel economy, EPA estimate	Information not available at time of printing.	Information not available at time of printing.
Highway estimate	30-37 mpg at 60 mph.	30-37 mpg at 60 mph.

Please see page 81 for Estimates.

SPECIFICATIONS AND EQUIPMENT

G 550	G 55 AMG	7.6   77
-------	----------	----------

CHASSIS		
Suspension configuration	Front and rear rigid axles with longitudinal and transverse links, coil springs and gas pressurized shock absorbers. Front stabilizer bar.	
Wheel travel	8.0 in	8.0 in
Steering	Recirculating ball with power assist and hydraulic dampers. Turning circle: 43.3 ft curb-to-curb.	Recirculating ball with power assist and hydraulic dampers. Turning circle: 43.3 ft curb-to-curb.
WHEELS / TIRES		
Wheels	18" mesh 5-spoke, 7.5x18	18" AMG 5-spoke, 8.5x19
Tires	236/45R 18, all-season (front and rear drive)	275/35 R 19, all-season (front and rear drive)
Spare tire	Matching tire and wheel.	265/60 R16, all-season (front and rear drive) 18" mesh 5-spoke wheel.

BRAKES		
Brake system	Dual-circuit power assist 4-wheel disc.	AMG-enhanced dual-circuit power assist 4-wheel disc.
Brake discs, front	12.2" vented.	13.2" solid/vented.
Brake discs, rear	10.7" solid.	13.2" solid/vented.
Antilock Braking System (ABS)	Standard (with all three differentials unlocked).	Standard (with all three differentials unlocked).
Brake Assist (BAS)	Standard.	Standard.

G 550	G 55 AMG
-------	----------

G 550	G 55 AMG
-------	----------

EXTERIOR DIMENSIONS		
Wheelbase	112.2 in	112.2 in
Overall length	184.5 in, including spare tire and bumper guard.	184.6 in, including spare tire and bumper guard.
Overall height	74.6 in	74.6 in
Overall width	74.6 in with mirrors extended	74.6 in
Track, front—rear	73.6 in 73.6 in	73.6 in 73.6 in
Curb weight (est.)	5,510 lb	5,600 lb (with driver and available equipment for details).
INTERIOR DIMENSIONS		
Front headroom	42.2 in	42.2 in
Front legroom	52.0 in	52.5 in
Rear headroom	40.0 in	40.0 in
Rear legroom	41.9 in	41.9 in
Cargo volume, rear seats folded*	73.5 cu ft	73.5 cu ft

## EXTERIOR

[illegible]

## SEATING

[illegible]

## AUDIO/NAVIGATION/TELEMATICS

Cocoon Management and Data (CMDM) system	40 gbit/s by third-class Navigation system
Bluewin® interface for mobile calling <sup>1)</sup>	
Enhanced Video Control	
Human/Vehicle (H/V-C) human and system with DTMF S.I.	
Integrated 4-ch. CD/DVD changer	
STRATUS Satellite Radio	
In-built SD memory card reader	
ipod®/MP3 Media interface	
1. M-Link 2.4-GHz system and GPS satellite data to be fed back to mobile TV, Internet via broadband or wireless LAN and iGPS sharing, road-side assistance Wireless Internet information services (i-InfoNet) <sup>2)</sup>	

## SPECIFICATIONS AND EQUIPMENT

## INSTRUMENTATION

[illegible]

## RESTRAINT SYSTEMS

**Integrated Reporting and Systems:**

- The integrated reporting system is a tool that provides a comprehensive view of the company's performance across all dimensions, including financial, environmental, social, and governance (ESG) factors.
- It is a holistic approach that recognizes the interconnectedness of these factors and their impact on the company's long-term success.
- The system is designed to be user-friendly and accessible, allowing stakeholders to easily understand and engage with the company's performance.
- It is a dynamic system that evolves over time, reflecting changes in the company's strategy and the external environment.

**Where to Find an Integrated Reporting System:**

- The integrated reporting system is typically found on the company's website, often in the "Investor Relations" or "Sustainability" section.
- It may also be available as a downloadable PDF or as an interactive online tool.
- Some companies may also offer the system as a paid service, providing additional features and support.

**How to Use an Integrated Reporting System:**

- To use the integrated reporting system, users typically need to create an account and log in.
- Once logged in, users can navigate through the system to view various reports, including financial statements, ESG reports, and integrated reports.
- The system may also offer features such as data visualization, comparison tools, and alerts to keep users updated on the company's performance.
- It is important to read the terms of use and privacy policy before using the system.

**Benefits of an Integrated Reporting System:**

- The integrated reporting system provides a comprehensive view of the company's performance, allowing stakeholders to make informed decisions.
- It helps to identify and manage risks, as well as opportunities for improvement.
- It enhances transparency and accountability, building trust with stakeholders.
- It supports the company's strategic goals and objectives, contributing to long-term success.

**Challenges of an Integrated Reporting System:**

- The integrated reporting system can be complex and difficult to navigate, especially for non-users.
- It may require significant resources to develop and maintain, particularly for smaller companies.
- There may be concerns about data security and privacy, especially if the system is hosted online.
- It is important to ensure that the system is accurate and reliable, reflecting the company's true performance.

**Conclusion:**

The integrated reporting system is a powerful tool for companies to communicate their performance across all dimensions. By using this system, companies can provide a comprehensive view of their performance, enhance transparency, and build trust with stakeholders. However, it is important to be aware of the challenges and ensure that the system is used effectively and responsibly.

## LOCKING/SECURITY

[illegible]



Service and Support

<b>Mercedes-Benz the Ad<sup>®</sup></b> Three buttons put a multitude of services at your fingertips: SOS button, roadside assistance (Wrench button) and even information services (button). Enhance your service with the Mercedes-Benz Concierge, a personal Concierge that fulfills your requests for nearly "anything, anytime, anywhere" and an Online Concierge for accessing your Personal Concierge via your computer or PDA. Whenever Internet access is available, as well as traffic information <sup>o</sup> and Route Assistance. <sup>o</sup>	
<b>24-hour Roadside Assistance</b> The first of its kind, it's still the only one that remains in effect for the life of the vehicle. Our Roadside Assistance technicians draw on years of experience and training to get you back on the road as quickly as possible. <sup>o</sup>	<b>Mercedes-Benz Limited Warranties</b> Our New Vehicle Limited Warranty runs for 48 months or 50,000 miles, whichever comes first. And anytime during the new vehicle warranty coverage, you can purchase a Mercedes-Benz Extended Limited Warranty that will extend protection after the New Vehicle Limited Warranty expires. <sup>o</sup>
<b>Mercedes-Benz Maintenance System</b> Routine service intervals are fixed and predictable at every 10,000 miles or one year, before service is due. Your vehicle will remind you when it's time for service. Service is service is appropriate. You may also pay for required maintenance in advance with Prepaid Maintenance and enjoy the convenience of having the cost included in your monthly lease or finance payment. <sup>o</sup>	<b>Mercedes-Benz Concierge</b> Access to a personal Concierge that fulfills your requests for nearly "anything, anytime, anywhere" and an Online Concierge for accessing your Personal Concierge via your computer or PDA. Whenever Internet access is available, as well as traffic information <sup>o</sup> and Route Assistance. <sup>o</sup>

<b>24-hour Customer Service</b> Our Customer Assistance Center is your one-stop source for answers. Whether you need to know how to use your audio system, need the nearest Mercedes-Benz dealer, or need to know how to get your vehicle back on the road as quickly as possible, press the Mercedes-Benz the Ad <sup>®</sup> button in your vehicle.	<b>24-hour Customer Service</b> Our Customer Assistance Center is your one-stop source for answers. Whether you need to know how to use your audio system, need the nearest Mercedes-Benz dealer, or need to know how to get your vehicle back on the road as quickly as possible, press the Mercedes-Benz the Ad <sup>®</sup> button in your vehicle.
<b>Start and Drive service</b> Our legendary Roadside Assistance service includes bringing you some fuel if you've run out, replacing a flat tire with your spare or jump-starting your car if the battery dies. All at no charge, and all for as long as you're driving. <sup>o</sup> Mercedes-Benz—even somebody else's. <sup>o</sup> Help is as close as your vehicle's Wrench button (or Mercedes-Benz the Ad <sup>®</sup> subscription) or just a phone call away at 1-800-FOR-MERCEDES.	<b>Start and Drive service</b> Our legendary Roadside Assistance service includes bringing you some fuel if you've run out, replacing a flat tire with your spare or jump-starting your car if the battery dies. All at no charge, and all for as long as you're driving. <sup>o</sup> Mercedes-Benz—even somebody else's. <sup>o</sup> Help is as close as your vehicle's Wrench button (or Mercedes-Benz the Ad <sup>®</sup> subscription) or just a phone call away at 1-800-FOR-MERCEDES.

<b>Dealer Alternate Transportation Program</b> Whenever you bring your vehicle into an official Mercedes-Benz Center for servicing during the warranty period, ask about your alternate transportation. Mercedes-Benz will make arrangements for you to have a rental car or to use your own car while your vehicle is being serviced. Mercedes-Benz will make arrangements for you to have a rental car or to use your own car while your vehicle is being serviced.	<b>Dealer Alternate Transportation Program</b> Whenever you bring your vehicle into an official Mercedes-Benz Center for servicing during the warranty period, ask about your alternate transportation. Mercedes-Benz will make arrangements for you to have a rental car or to use your own car while your vehicle is being serviced. Mercedes-Benz will make arrangements for you to have a rental car or to use your own car while your vehicle is being serviced.
<b>Mercedes-Benz Financial</b> Mercedes-Benz Financial offers a wide and impressive array of flexible and convenient financing options. To determine whether purchasing or leasing is right for you and to estimate the monthly payment of your next Mercedes-Benz, visit MercedesBenzFinancial.com.	<b>Mercedes-Benz Financial</b> Mercedes-Benz Financial offers a wide and impressive array of flexible and convenient financing options. To determine whether purchasing or leasing is right for you and to estimate the monthly payment of your next Mercedes-Benz, visit MercedesBenzFinancial.com.

ENDNOTES

1. See dealer for details of how determined, and measures to limit, if applicable, exposed vehicles driving. Please always wear your seat belt. Performance is limited by available traction, which snow, ice and other conditions can affect. Always drive with caution, and never drink and drive. When driving, please do not use your cell phone while driving. When driving, please do not use your cell phone while driving.
2. With optional trailer hitch. The R-Class has 9.0 cu ft of space, the M-Class has 7.2 cu ft of space, the GL-Class has 8.3 cu ft of space and the GL-Class has 7.5 cu ft of space.
3. With 2nd- and 3rd-row seats folded. The R-Class has 9.0 cu ft of space, the M-Class has 7.2 cu ft of space, the GL-Class has 8.3 cu ft of space and the GL-Class has 7.5 cu ft of space.
4. The amount of space available for storage is limited by the weight and distribution of the load. Always use proper tie-down technique. Always use proper tie-down technique. Always use proper tie-down technique.
5. Three-point seat belts are required for all occupants. Always use proper tie-down technique. Always use proper tie-down technique. Always use proper tie-down technique.
6. Always use proper tie-down technique. Always use proper tie-down technique. Always use proper tie-down technique.
7. Always use proper tie-down technique. Always use proper tie-down technique. Always use proper tie-down technique.
8. A small gap is left near the left door position.
9. Always use proper tie-down technique. Always use proper tie-down technique. Always use proper tie-down technique.
10. Always use proper tie-down technique. Always use proper tie-down technique. Always use proper tie-down technique.
11. Always use proper tie-down technique. Always use proper tie-down technique. Always use proper tie-down technique.
12. Always use proper tie-down technique. Always use proper tie-down technique. Always use proper tie-down technique.
13. Always use proper tie-down technique. Always use proper tie-down technique. Always use proper tie-down technique.
14. Always use proper tie-down technique. Always use proper tie-down technique. Always use proper tie-down technique.
15. Always use proper tie-down technique. Always use proper tie-down technique. Always use proper tie-down technique.
16. Always use proper tie-down technique. Always use proper tie-down technique. Always use proper tie-down technique.
17. Always use proper tie-down technique. Always use proper tie-down technique. Always use proper tie-down technique.
18. Always use proper tie-down technique. Always use proper tie-down technique. Always use proper tie-down technique.
19. Always use proper tie-down technique. Always use proper tie-down technique. Always use proper tie-down technique.
20. Always use proper tie-down technique. Always use proper tie-down technique. Always use proper tie-down technique.
21. Always use proper tie-down technique. Always use proper tie-down technique. Always use proper tie-down technique.
22. Always use proper tie-down technique. Always use proper tie-down technique. Always use proper tie-down technique.
23. Always use proper tie-down technique. Always use proper tie-down technique. Always use proper tie-down technique.
24. Always use proper tie-down technique. Always use proper tie-down technique. Always use proper tie-down technique.
25. Always use proper tie-down technique. Always use proper tie-down technique. Always use proper tie-down technique.
26. Always use proper tie-down technique. Always use proper tie-down technique. Always use proper tie-down technique.
27. Always use proper tie-down technique. Always use proper tie-down technique. Always use proper tie-down technique.
28. Always use proper tie-down technique. Always use proper tie-down technique. Always use proper tie-down technique.
29. Always use proper tie-down technique. Always use proper tie-down technique. Always use proper tie-down technique.
30. Always use proper tie-down technique. Always use proper tie-down technique. Always use proper tie-down technique.
31. Always use proper tie-down technique. Always use proper tie-down technique. Always use proper tie-down technique.
32. Always use proper tie-down technique. Always use proper tie-down technique. Always use proper tie-down technique.
33. Always use proper tie-down technique. Always use proper tie-down technique. Always use proper tie-down technique.
34. Always use proper tie-down technique. Always use proper tie-down technique. Always use proper tie-down technique.
35. Always use proper tie-down technique. Always use proper tie-down technique. Always use proper tie-down technique.
36. Always use proper tie-down technique. Always use proper tie-down technique. Always use proper tie-down technique.
37. Always use proper tie-down technique. Always use proper tie-down technique. Always use proper tie-down technique.
38. Always use proper tie-down technique. Always use proper tie-down technique. Always use proper tie-down technique.
39. Always use proper tie-down technique. Always use proper tie-down technique. Always use proper tie-down technique.
40. Always use proper tie-down technique. Always use proper tie-down technique. Always use proper tie-down technique.
41. Always use proper tie-down technique. Always use proper tie-down technique. Always use proper tie-down technique.
42. Always use proper tie-down technique. Always use proper tie-down technique. Always use proper tie-down technique.
43. Always use proper tie-down technique. Always use proper tie-down technique. Always use proper tie-down technique.
44. Always use proper tie-down technique. Always use proper tie-down technique. Always use proper tie-down technique.
45. Always use proper tie-down technique. Always use proper tie-down technique. Always use proper tie-down technique.
46. Always use proper tie-down technique. Always use proper tie-down technique. Always use proper tie-down technique.
47. Always use proper tie-down technique. Always use proper tie-down technique. Always use proper tie-down technique.
48. Always use proper tie-down technique. Always use proper tie-down technique. Always use proper tie-down technique.
49. Always use proper tie-down technique. Always use proper tie-down technique. Always use proper tie-down technique.

©2008 Mercedes-Benz USA, LLC • One Mercedes Drive, Montvale, NJ 07645 • 1-800-FOR-MERCEDES • MBUSA.com

Marketing Communications. All illustrations and specifications contained in this brochure are based on the latest product information available at the time of publication. Mercedes-Benz reserves the right to make changes at any time, without notice, to colors, materials, equipment, specifications and models. Any variations in colors shown are due to reproduction variations of the printing process. Illustrations may include test situations. Some vehicles may be shown with non-U.S. equipment. Some vehicles are shown with optional equipment. HomeLink® is a registered trademark of Princes, a Johnson Controls Company. harman/kardon and LOGIC7® are registered trademarks of Harman International Industries, Inc. iPod is a registered trademark of Apple Computer, Inc.

♻️ In an effort to minimize the environmental impact of this brochure, Mercedes-Benz uses a recycled coated paper that is guaranteed in writing to contain a minimum of 10% post-consumer waste.

Printed in U.S.A./330 MC-08-815