



**Drive one.**

**09 E-SERIES**





**Drive one.**

## 09 E-SERIES



From left: E-350 SRW Cutaway • Oxford White with Aftermarket Van Body • E-250 Cargo Van • Brilliant Silver with Exterior Upgrade and General Contractor Packages • E-350 XLT Wagon • Royal Red

Vehicles throughout this PDF are shown with optional and aftermarket upfit equipment. See Specifications section for disclaimers and footnotes.

### LEADERSHIP, NEW INNOVATIONS AND TOUGHNESS

Ever since E-Series first hit the road, this lineup has broken new ground. The 2009 E-Series Vans, Cutaways and Wagons follow that lead with more of what you need: a new 2009 E-150 Extended Cargo Van, an all-new instrument panel, all-new onboard technology options for doing business right from your vehicle, and much more. The full-size van leader since 1979 just keeps getting better.

\*Remember that even advanced technology cannot overcome the laws of physics. It's always possible to lose control of a vehicle due to inappropriate driver input for the conditions. For more information on AdvanceTrac with RSC, visit [fordvehicles.com](http://fordvehicles.com). Standard on Wagons and Recreational Vans, optional on Commercial Vans. Not available with diesel engine.

### NEW FOR 2009

- ALL-NEW INSTRUMENT PANEL
- NEW 2009 E-150 EXTENDED CARGO VAN
- ALL 4.6L & 5.4L GAS ENGINES NOW FLEXIBLE FUEL-CAPABLE
- ALL-NEW NAVIGATION/AUDIO COMBINATION OPTIONS
- NEW INTEGRATED TRAILER BRAKE CONTROLLER OPTION
- NEW REAR VIEW CAMERA OPTION ON VANS & WAGONS
- NEW UPFITTER SWITCHES OPTION
- FORD WORK SOLUTIONS™ TECHNOLOGY TOOLS FOR PRODUCTIVITY
- ALL-NEW ALTERNATOR LINEUP ON GAS ENGINES
- NEW AERIAL BUCKET CARGO VAN SUSPENSION OPTION
- ADVANCETRAC® WITH RSC® (ROLL STABILITY CONTROL™)<sup>1</sup> NOW AVAILABLE ON GAS ENGINE CARGO VANS





**Drive one.**

## 09 E-SERIES



E-Series Cargo Van • Medium Flint • Optional Equipment

- A. **NEW MESSAGE CENTER OPTION** displays important information such as tire pressure, miles to empty, average fuel economy, as well as systems checks for fuel level and much more. Standard with diesel engine; includes engine-hour meter.
- B. **NEW DASH-TOP STORAGE TRAY** keeps frequently used items easily at hand.
- C. **NEW UPFITTER SWITCHES OPTION** can operate up to 4 high-power relays for heavy-duty accessories. This super-clean installation is pre-wired and ready to go.
- D. **NEW INTEGRATED TRAILER BRAKE CONTROLLER (TBC) OPTION** seamlessly balances the performance of the vehicle brakes and electric trailer brakes.<sup>1</sup>
- E. **NEW AUDIO INPUT JACK** lets you play music from any compatible MP3 player through the vehicle's audio system. Included on AM/FM/single-CD, Premium Plus Audio or Navigation Radio options.
- F. **NEW AVAILABLE PASSENGER AIRBAG CUTOFF SWITCH OPTION**
- G. **NEXT-GENERATION NAVIGATION RADIO OPTION** includes turn-by-turn voice directions, premium audio with single-CD player and SIRIUS® Satellite Radio<sup>2</sup> capability (includes initial 6-month SIRIUS subscription).
- H. **NEW STANDARD CENTER CONSOLE** has lots of usable storage, and the new upright storage bin stores clipboards or a laptop.
- I. **NEW GLOVE BOX** has a standard 12-volt power point inside (not shown), bringing the total to 3 power points on Vans and 4 on Wagons.

## TAKE COMMAND WITH EASE

NEW LOOK, NEW FEATURES, AND A USER-FRIENDLY DESIGN. Get in and feel the instant comfort of these new surroundings. The all-new instrument panel offers intuitive controls. The new front captain's chairs are built for all-day support. And a host of new standard features and options make E-Series more convenient and productive. A warm welcome is waiting in your new workplace.



### NEW DOOR-TRIM PANELS

2 large bins and an elastic driver-side map strap offer plenty of storage.

### NEW FRONT CAPTAIN'S CHAIRS

They're re-engineered and reshaped with a comfortable and supportive design. Shown with optional cloth upholstery.



<sup>1</sup>TBC verified to be compatible with electric-actuated drum brakes only. <sup>2</sup>Service not available in Alaska or Hawaii. See your Ford Dealer or contact SIRIUS at 1-888-539-7474 for more information. "SIRIUS," the SIRIUS dog logo and "The Best Radio on Radio" are registered trademarks of SIRIUS Satellite Radio Inc.



**Drive one.**

## 09 E-SERIES

### OPTIONS FOR YOUR MOBILE OFFICE

#### COMPUTING

Ford joins forces with Sprint®, MAGNETI MARELLI and Garmin® to deliver a powerful, high-speed Internet-capable in-dash computing and communications system. This rugged, automotive-grade device can operate in extreme heat and cold.

**WEB ACCESS/MOBILE PHONE.** Sprint Mobile Broadband Network web access connects you with your office server and the Internet. Download files, check e-mail and more. Make speakerphone calls using your Bluetooth®-enabled phone contact list.

**GARMIN NAVIGATION.** Detailed directions, maps and points of interest, addresses and services at your fingertips, plus voice-prompted turn-by-turn directions that speak street names. Ask for directions? Never again. (Some setup required.)

**DOCUMENTS.** The computing system runs applications that let you create and update bid forms, spreadsheets and more. Its bright 6.5" screen is easy to read in any light. Upload and back up valuable data via its USB port or SD memory card.

**WIRELESS PRINTER INTERFACE.** Add a wireless printer so you can crank out contracts or work orders, and even print invoices. Pretty darn convenient. (Wireless printer not included.)

#### TOOL LINK

Ford Work Solutions™ Tool Link™ from DeWALT® uses Radio Frequency ID (RFID) technology to tell you what's in your truck and what isn't. Check Tool Link before you leave for a job to make sure you have the inventory, equipment and tools you need. Check it again at the end of the workday to see that all the gear you used at the job site is back on board. You create inventories with included RFID tags and Tool Link software in the onboard computing system. The system can track the items you tagged whenever they're in the truck, and alert you if they're missing. You can add new items to an existing inventory, and even create job-specific inventories. This is one seriously useful piece of technology.

#### CREW CHIEF

With Crew Chief™ from Microlise™, you can tell where each truck is, 24/7. Just pull up the website on the Ford Work Solutions in-dash computer in your truck, or use any computer with web access. With Crew Chief, you can see which truck is closest to the job you need done. Crew Chief can also provide vehicle operating information that's vital to the life of your trucks. Optional diagnostics and maintenance reports give you the information you need to help keep your trucks on the road. It doesn't matter if you've got 5 trucks or 500, Crew Chief can help raise your efficiency and productivity.



Ford Licensed Accessories. See your dealer for limited warranty details. Items outfitted with a Tool Link RFID tag that are placed in metal containers, including the Racks and Bins drawers, will not be identified as Tool Link RFID signals do not penetrate metal. Sprint is a registered trademark of Sprint Nextel. Sprint Mobile Broadband Network reaches over 248 million people (including data roaming). Coverage not available everywhere. See [sprint.com/coverage](http://sprint.com/coverage) for details. MAGNETI MARELLI is a registered trademark of Magneti Marelli Holding S.p.A. Garmin is a registered trademark of Garmin Ltd. The Bluetooth word mark is a registered trademark owned by the Bluetooth SIG, Inc. DeWALT is a trademark of DeWALT Industrial Tool Company used under license. Microlise Group Limited is a company registered in England and Wales with company number 1670983.





Drive one.

## 09 E-SERIES



E-250 Cargo Van • Brilliant Silver • Optional Equipment: Exterior Upgrade Package, General Contractor Package, Forged-Aluminum Wheels and Telescoping Trailer Tow Mirrors • Custom Accessories: Platform Running Boards

### STABLE AND STRONG

AMAZING NEW TOWING TECHNOLOGIES. Put E-Series' outstanding towing capabilities to their best use with available cutting-edge features like the Integrated Trailer Brake Controller, Rear View Camera and more. They're all designed to help you haul big payloads and even bigger trailers, while maintaining optimum control of your vital cargo.

#### NEW REAR VIEW CAMERA

Activated when you shift into reverse, this option shows a rearview video image that includes a center line and distance guides — perfect for backing up to your cargo or hooking up a trailer. Navigation Radio version shown.



#### NEW FACTORY-INTEGRATED TRAILER BRAKE CONTROLLER

This sophisticated option uses braking input, vehicle speed and information from the vehicle's Anti-lock Brake System (ABS) to balance the performance of the van brakes and electric trailer brakes, offering you more confidence and control.<sup>1</sup> It's technology you won't find on any other full-size van.

### A VAN FOR ALL REASONS

CONSTANTLY EXPANDING ITS RANGE OF ABILITIES. E-Series Vans provide flexibility to adapt to your trade, capability to do the job, and durability for the long run. Up to 278 cu. ft. of available cargo room features standard double-wall construction to help protect outer body work from shifting loads. As always, E-Series Vans offer you lots of choices: 4 combinations of engine/transmissions, the TorqShift® 5-speed automatic with Tow/Haul Mode;<sup>2</sup> gasoline or diesel power, sliding or swing-out side cargo doors, windows all around or panel sides, no-charge racks and bins packages, and trade-specific upfitter packages. The challenges are out there. E-Series is ready to meet them.



E-250 Extended Length Cargo Van • Royal Red • Optional Equipment: General Contractor Package, Exterior Upgrade Package and QuietFlex™ III

#### E-150 EXTENDED VAN

ADDED. Having too much capacity can be as costly as having too little, and that can mean the difference between profit and loss. With the E-150 Extended Length Van, Ford offers you an even wider range of GVWRs and payloads to help you get exactly what you need.

MAXIMUM CAPABILITIES (LBS.) <sup>3</sup>	GVWR	PAYLOAD
E-150 VAN	8520 — 8600	3230
E-150 EXTENDED VAN	8600	3120
E-250 VAN	8900 — 9000	3590
E-250 EXTENDED VAN	8900 — 9000	3460
E-350 VAN	9500	4030
E-350 EXTENDED VAN	9500	3880

<sup>2</sup>Gas engine applications only. <sup>3</sup>Maximum capabilities shown are for properly equipped vehicles with required equipment and a 150-lb. driver. Weight of additional options, equipment, passengers and cargo must be deducted from this weight. Cutaway ratings are based on incomplete vehicles. Final vehicle manufacturer weights and ratings will vary due to upfit and modification requirements.

<sup>1</sup>TBC verified to be compatible with electric-actuated drum brakes only.



**Drive one.**

## 09 E-SERIES

### SMART STORAGE OPTIONS AT NO CHARGE

MAKE THE MOST OF YOUR E-SERIES. Choose from Masterack® Steel Racks and Bins, the EconoCargo™ System, or the new QuietFlex III Composite Racks and Bins Package, all available at no extra charge.<sup>1</sup>

#### QUIETFLEX III

COMPOSITE RACKS AND BINS PACKAGE. Talk about versatility. The E-Track Cargo Management System is located behind the driver bulkhead **A**. The removable toolbox **B** can hang from a shelf or be carried to a job site. Bottom-tapered uprights allow 4'-wide sheet storage. Snap-in Dividers **C** reconfigure or remove instantly without tools.

#### MASTERACK

STEEL RACKS AND BINS. This rugged package includes a set of steel cabinets, shelves, drawers and shelf dividers. It's ideal for secure storage of tools and parts. A full-width, lockable safety partition provides work area access from the passenger compartment.

#### ECONOCARGO SYSTEM

CARGO MANAGEMENT SYSTEM. Durable panels of high-density polyethylene help keep cargo in place and offer an advantage: Functional insulation helps the E-Series interior retain heat and cold. That's a definite plus for dozens of applications, including food service, produce delivery, medical supply and more. (Color of strap may vary.)



E-Series Cargo Van • Vermillion Red • Standard 172° Opening Rear Doors  
• Optional Equipment: Ford Work Solutions™ QuietFlex™ III and Other Optional Equipment



**A**

QUIETFLEX III COMPOSITE RACKS AND BINS



**B**

QUIETFLEX III COMPOSITE RACKS AND BINS



**C**

QUIETFLEX III COMPOSITE RACKS AND BINS



MASTERACK STEEL RACKS AND BINS



ECONOCARGO SYSTEM

<sup>1</sup>To eligible customers under the Ford Commercial Services Program.





Drive one.

## 09 E-SERIES



E-250 Cargo Van • Vermillion Red • Optional Equipment: Exterior Upgrade Package, Forged-Aluminum Wheels, Telescoping Power Trailer Tow Mirrors and General Contractor Package



ELECTRICAL CONTRACTOR APPLIANCE APPLICATION



PLUMBING/HVAC APPLICATION

## VOCATIONAL DEDICATION

SERIOUSLY USEFUL UPGRADES. E-Series offers tailor-made, vocation-specific upgrades. Package 1 (General Contractor) turns the roof into load space with a ladder rack and crossbow **A**. Package 2 (Electrical Contractor/Appliance Repair) delivers a 12-drawer cabinet,<sup>1</sup> tilt shelf<sup>1</sup> and wire spool rack with optional tool box door, triple hooks and shelf dividers **B**. Package 3 (Plumbing/HVAC) provides a 12-drawer cabinet,<sup>1</sup> tilt shelf<sup>1</sup> and 3-tank rack for organized, secure storage of tools and supplies **C**. (**B** and **C** shown with Steel Racks and Bins.)

<sup>1</sup>12-drawer cabinet and tilt shelf not included on QuietFlex™ III package.



### E-GUARD

**CARGO PROTECTION SYSTEM™** A segment-exclusive option featuring reinforced rear- and side-door locks, E-Guard is available on Commercial Vans with 60/40 split side cargo doors. To provide an even higher level of security, the system is designed to be unlocked only with the vehicle key, even on models with remote keyless entry.



### STEEL-REINFORCED

**REAR LICENSE PLATE HOUSING.** This rugged enhancement (shown in blue on x-ray view above) also includes a steel lock cylinder flange. It boosts the tamper resistance of the rear door lock cylinder and locking mechanism. Standard on Vans and Wagons.

### SECURILOCK®

**PASSIVE ANTI-THEFT IGNITION SYSTEM.** Designed to help prevent the engine from being started unless a coded key programmed to your vehicle is used. Optional on single-rear-wheel models only.

### AERIAL BUCKET

**SUSPENSION PACKAGE.** This new-for-2009 option is available on E-350 Vans, and includes heavy-duty front and rear springs to help balance the weight of a bucket mechanism and rear-bumper platform.



**Drive one.**

## 09 E-SERIES

### ENGINES & TRANSMISSION



#### 6.0L POWER STROKE® V8 TURBO DIESEL

This proven workhorse pumps out 235 hp and generates an impressive 440 lb.-ft. of torque. Cast-iron block and heads withstand the combustion pressures of peak diesel operation. The robust design also features a stiff bedplate, which enhances durability. The Power Stroke is backed by a 5-year/100,000-mile limited warranty.<sup>1</sup>



#### FLEXIBLE FUEL

All E-Series 4.6L and 5.4L gas engines are Flexible Fuel capable. Ford Flex-Fuel Vehicles (FFVs) give you the power of choice. E85 or gasoline? FFV lets you decide right at the pump. Both E-Series FFVs can run on E85 (85% ethanol/15% gasoline), straight gasoline, or any combination of the two. Since Ford introduced E85 FFVs back in the mid-1990s, we've put nearly 2 million on the road, with a stream of refinements along the way.

#### 4.6L/5.4L GAS V8 FFVs

Ford engines are at the heart of E-Series' versatility and capability. E-Series is the only cargo van in its class to come with a standard 4.6L V8 FFV. E-Series gas engines feature a silent-design cam drive for smooth, quiet operation, plus a fail-safe cooling system and a 100,000-mile scheduled tune-up interval.<sup>2</sup> Step up to the 5.4L V8 FFV to get extra punch for high-capacity applications. Its SOHC architecture pumps out 255 hp and 350 lb.-ft. of torque across a wide powerband.



#### 6.8L GAS V10

For best-in-class gas torque, opt for an available 6.8L V10. Its Electronic Throttle Control (ETC) modulates torque at the drive wheels for smooth, seamless engine response.

#### ENGINE RATINGS

	4.6L SOHC V8 FFV	5.4L SOHC V8 FFV	6.8L SOHC V10	6.0L POWER STROKE V8 TURBO DIESEL
Horsepower (hp @ rpm)	225 @ 4800	255 @ 4500	305 @ 4250	235 @ 3150
Torque (lb.-ft. @ rpm)	286 @ 3500	350 @ 2500	420 @ 3250	440 @ 1600



#### TORQSHIFT 5-SPEED AUTOMATIC

Ford's most rugged transmission has been proven on F-Series Super Duty® Chassis Cabs and Pickups. The available 5-speed automatic TorqShift® transmission is designed for the high torque outputs of powerful E-Series engines. An innovative Tow/Haul Mode<sup>3</sup> reduces gear hunting when towing and uses engine braking when descending steep grades.

<sup>1</sup>See your Ford Dealer for details. <sup>2</sup>Under normal driving conditions with routine fluid and filter changes. <sup>3</sup>Tow/Haul Mode available with gas engine applications only.



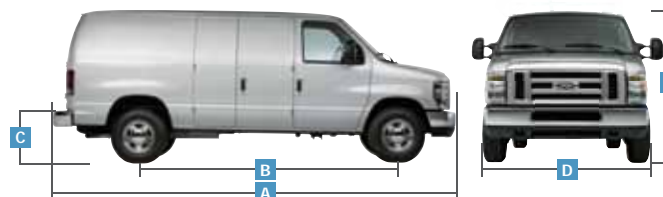


Drive one.

# 09 E-SERIES

## SPECS & DIMENSIONS

EXTERIOR	E-150 REGULAR LENGTH	E-150 EXTENDED LENGTH	E-250/E-350 SUPER DUTY REG. LENGTH	E-250/E-350 SUPER DUTY EXT. LENGTH
A. Overall length	216.7"	236.4"	216.7"	236.4" (Van) 236.7" (Wagon)
B. Wheelbase	138.0"	138.0"	138.0"	138.0"
C. Loadfloor height	28.0" (Van) 28.8" (Wagon)	28.6"	31.1"/29.5" (Van) 30.2" (Wagon)	31.5"/29.7" (Van) 29.1" (Wagon)
D. Overall width (excluding mirrors)	79.4"	79.4"	79.4"	79.4"
Overall width (including mirrors)	106.0" (Van) 95.7" (Wagon)	106.0"	106.0" (Van) 95.7" (Wagon)	106.0" (Van) 95.7" (Wagon)
E. Height	82.4" (Van) 82.1" (Wagon)	82.6"	84.8"/83.7" (Van) 83.1" (Wagon)	85.0"/83.6" (Van) 82.3" (Wagon)
Rear cargo door opening height	49.5" (Van) 46.8" (Wagon)	49.5"	49.5" (Van) 46.8" (Wagon)	49.5" (Van) 48.0" (Wagon)
Rear cargo door opening width	53.9" (Van) 54.4" (Wagon)	53.9"	53.9" (Van) 54.4" (Wagon)	53.9" (Van) 54.4" (Wagon)
Side cargo door opening height	48.2" (Van) 47.2" (Wagon)	48.1"	48.2" (Van) 47.2" (Wagon)	48.1" (Van) 47.2" (Wagon)
Swing-out side cargo door opening width	44.8"	44.8"	44.8"	44.8"
Sliding side cargo door opening width	45.6"	45.6"	45.6"	45.6"
<b>INTERIOR</b>				
<b>1st Row</b>				
Head room	42.0"	42.0"	42.1" (Van) 42.0" (Wagon)	42.1" (Van) 42.0" (Wagon)
Shoulder room	68.1"	68.1"	68.1"	68.1"
Hip room	65.6"	65.6"	65.6"	65.6"
Leg room	40.0"	40.0"	40.0"	40.0"
<b>2nd Row (Wagon)</b>				
Head room	40.2"	—	40.2"	40.2"
Shoulder room	71.7"	—	71.7"	72.8"
Hip room	66.5"	—	66.5"	68.6"
Leg room	38.8"	—	38.8"	38.8"
<b>3rd Row (Wagon)</b>				
Head room	40.1"	—	40.1"	40.1"
Shoulder room	71.7"	—	71.7"	71.7"
Hip room	66.8"	—	66.8"	66.8"
Leg room	40.0"	—	40.0"	40.0"
<b>4th Row (Wagon)</b>				
Head room	—	—	38.9"	39.6"
Shoulder room	—	—	69.4"	69.4"
Hip room	—	—	66.1"	66.1"
Leg room	—	—	39.4"	39.4"
<b>5th Row (Wagon)</b>				
Head room	—	—	—	37.4"
Shoulder room	—	—	—	67.5"
Hip room	—	—	—	65.8"
Leg room	—	—	—	37.0"
<b>Van Only</b>				
Maximum cargo volume (cu. ft.) behind 1st row	237.8	278.3	237.8	278.3



## MAXIMUM LOADED TRAILER WEIGHT<sup>1</sup> (lbs.)

### AUTOMATIC TRANSMISSION

#### WAGON

Engine	Axle Ratio	GCWR (lbs.)	E-150	E-350 SUPER DUTY	E-350 SUPER DUTY EXTENDED
4.6L SOHC V8 FFV	3.73	11,500	5500	—	—
	4.10	12,000	6000	—	—
5.4L SOHC V8 FFV	3.73	13,000	7000	6700	6500
	4.10	13,000	7000	6700	6500
6.8L SOHC V10	3.73	15,000	—	8500	8300
	4.10	18,500	—	10,000	10,000

#### VAN<sup>2</sup>

Engine	Axle Ratio	GCWR (lbs.)	E-150	E-150 EXTENDED	E-250	E-250 EXTENDED	E-350 SUPER DUTY	E-350 SUPER DUTY EXTENDED
4.6L SOHC V8 FFV	3.73	11,500	6000	5800	5900	5800	—	—
	4.10	12,000	6500	6300	6400	6300	—	—
5.4L SOHC V8 FFV	3.73	13,000	7400	7300	7400	7300	7300	7200
	4.10	13,000	7400	7300	7400	7300	7300	7200
6.8L SOHC V10	3.73	15,000	—	—	—	—	9100	9000
	4.10	18,500	—	—	—	—	10,000	10,000
6.0L V8 Diesel	3.55	16,000	—	—	—	—	9500	9400
	4.10	20,000	—	—	—	—	10,000	10,000

### CUTAWAY<sup>1</sup>

Engine	Axle Ratio	GCWR (lbs.)	E-250 SRW	E-350 SRW	E-350 DRW	E-450 DRW
4.6L SOHC V8 FFV	4.10	12,000	7500	—	—	—
5.4L SOHC V8 FFV	4.10	13,000 <sup>3</sup>	—	8100	7800	—
	4.56	14,050	—	—	—	8500
6.8L SOHC V10	4.10	18,500	—	10,000	10,000	—
	4.56	20,000	—	—	—	10,000
6.0L V8 Diesel	4.10	20,000	—	10,000	10,000	10,000

<sup>1</sup>Maximum capabilities shown are for properly equipped vehicles with required equipment and a 150-lb. driver. Weight of additional options, equipment, passengers and cargo must be deducted from this weight. Cutaway ratings are based on incomplete vehicles. Final vehicle manufacturer weights and ratings will vary due to upfit and modification requirements. <sup>2</sup>For maximum trailer weights with Crew Van, deduct 200 lbs. from the weights shown (except with 18,500 lbs. and 20,000 lbs. GCWR). <sup>3</sup>E-350 SRW Cutaway with 5.4L V8 only (midship fuel tank) 10,600-lb. GCWR.







## 09 E-SERIES

## E-SERIES CUTAWAY FEATURES & OPTIONS

					E-250 SUPER DUTY CUTAWAY
					E-350 SUPER DUTY CUTAWAY
					E-450 SUPER DUTY CUTAWAY
					E-350 SUPER DUTY STRIPPED CHASSIS
					E-450 SUPER DUTY STRIPPED CHASSIS
					SAFETY/SECURITY
●	●	●	—	—	Airbags <sup>d</sup> – Driver and front-passenger front
●	●	●	—	—	Belt-Minder <sup>®</sup> front safety belt reminder
○	○	○	●	●	Daytime running lamps (Fleet only)
●	●	●	●	●	Dual-note horn
○	○	○	—	—	Passenger airbag cut-off switch
●	●	●	●	●	Power 4-wheel disc brakes with Anti-lock Brake System (ABS)
○	○	○	—	—	Remote keyless-entry system <sup>e</sup>
○	◐	—	—	—	SecuriLock passive anti-theft ignition system (SRW only)
●	●	—	●	—	Tire Pressure Monitoring System (SRW only; excludes spare)
					SEATING
—	○	○	—	—	Captain's chair – Cloth, driver side only
—	◐	○	—	—	Captain's chair – Without trim, driver side only
●	●	●	—	—	Dual vinyl front bucket seats
○	○	○	—	—	Dual cloth front bucket seats
○	○	○	—	—	Dual cloth front captain's chairs
—	○	○	—	—	Dual front captain's chairs – Without trim
○	○	○	—	—	Power driver seat – 6-way (requires front captain's chairs)
—	◐	◐	—	—	Manual Seat Prep Package
—	○	○	—	—	Power Seat Prep Package
—	◐	◐	—	—	Manual pedestal with 2-way adjuster
—	—	—	●	●	Seats not included (no pedestal)

● Standard   ◐ Select Availability   ○ Optional   — Not Available

- Trailer hitch – Class III/IV
- Trailer hitch balls/draw bars
- Keyless entry keypad
- Electrochromic mirrors
- Remote start systems
- Vehicle security systems
- Ford SYNC®

- Bug deflectors
- Splash guards
- Platform running boards
- Premium carpeted floor mats
- All-weather floor mats
- Ashcup/coin holder/Smoker's Pack

Genuine Ford Accessories will be warranted for whichever provides you the greatest benefit: 12 months or 12,000 miles (whichever occurs first), or the remainder of your bumper-to-bumper 3-year/36,000-mile New Vehicle Limited Warranty. Contact your local Ford Dealer for details and a copy of the limited warranty. Ford Licensed Accessories (FLA) are warranted by the accessory manufacturer's warranty. Contact your Ford Dealer for details regarding the manufacturer's limited warranty and/or a copy of the FLA product limited warranty offered by the accessory manufacturer.

<sup>1</sup>Restrictions apply, see dealer for details. <sup>2</sup>12-drawer cabinet and tilt shelf not included on QuietFlex III package. <sup>3</sup>Standard on diesel, optional on gas engines. <sup>4</sup>Always wear your safety belt and secure children in the rear seat if equipped. <sup>5</sup>Requires Power Windows and Locks Group.










# Drive one.



Premium  
Medium Pebble Cloth



Medium Pebble Leather




Medium Flint Vinyl



Medium Flint Cloth



Premium  
Medium Flint Cloth



Medium Flint Leather

MEDIUM PEBBLE	
MEDIUM FLINT	
XL/XLT WAGON <sup>1</sup>	
● ●	Oxford White
● ●	Pueblo Gold Metallic
● ●	Yellow (XL only; Fleet only)
● ●	Royal Red Metallic
● ●	Forest Green Metallic
● ●	Dark Blue Pearl Metallic
● ●	Brilliant Silver Metallic
● ●	Sterling Grey Metallic
● ●	Black
● ●	Vermillion Red
XLT PREMIUM	
●	Oxford White/Brilliant Silver Metallic Two-Tone
●	Oxford White/Sterling Grey Metallic Two-Tone
●	Pueblo Gold Metallic/Sterling Grey Metallic Two-Tone
●	Royal Red Metallic/Brilliant Silver Metallic Two-Tone
●	Royal Red Metallic/Sterling Grey Metallic Two-Tone
●	Forest Green Metallic/Sterling Grey Metallic Two-Tone
●	Dark Blue Pearl Metallic/Brilliant Silver Metallic Two-Tone
●	Black/Brilliant Silver Metallic Two-Tone
●	Black/Sterling Grey Metallic Two-Tone
VAN <sup>2</sup>	
● ●	Oxford White
● ●	Pueblo Gold Metallic
● ●	Yellow (Fleet only)
● ●	Royal Red Metallic
● ●	Forest Green Metallic
● ●	Dark Blue Pearl Metallic
● ●	Brilliant Silver Metallic
● ●	Sterling Grey Metallic
● ●	Black
● ●	Vermillion Red
CUTAWAY	
●	Oxford White
●	Yellow (Fleet only)
●	Royal Red Metallic
●	Dark Blue Pearl Metallic
●	Brilliant Silver Metallic
●	Black
●	Vermillion Red

<sup>1</sup>Medium Pebble available on XLT only. <sup>2</sup>Medium Pebble requires Interior Upgrade Package. <sup>3</sup>New for 2009.



Oxford White

Pueblo Gold Metallic



Yellow

Royal Red Metallic<sup>3</sup>



Forest Green Metallic

Dark Blue Pearl Metallic



Brilliant Silver Metallic<sup>3</sup>

Sterling Grey Metallic<sup>3</sup>



Black

Vermillion Red

Ford uses clearcoat paint for beauty and protection. Colors shown are representative only. Not all colors are available on all models. See your dealer for actual paint/trim options. Vehicles shown may contain optional equipment.

## 09 E-SERIES

### Wheels



16" Sport Wheel Cover



16" Forged-Aluminum Wheel

**New Vehicle Limited Warranty.** We want your Ford E-Series ownership experience to be the best it can be. So under this warranty, your new vehicle comes with 3-year/36,000-mile Bumper-to-Bumper Coverage, 5-year/60,000-mile Powertrain Warranty Coverage, 5-year/50,000-mile Safety Restraint Coverage, and 5-year/unlimited-mile Corrosion (Perforation) Coverage – all with no deductible. Please ask your Ford Dealer for a copy of this limited warranty.

**Roadside Assistance.** Covers your vehicle for 5 years or 60,000 miles, so you have the security of knowing that help may be only a phone call away should you run out of fuel, lock yourself out of the car, or need towing. Your Ford Dealer can provide complete details on all of these advantages.



**Ford Credit.** Get the ride you want. Whether you plan to lease or finance, you'll find the choices that are right for you at Ford Credit. Ask your Ford Dealer for details or check us out at [fordcredit.com](http://fordcredit.com).

**Extended Service Plan.** For a purchase or lease, the Ford Extended Service Plan (ESP) gives you "Peace-of-Mind" protection designed to cover key vehicle components and protect you from the cost of unexpected repairs. Ask your dealer for a Ford ESP, the only service contract backed exclusively by Ford and honored at all Ford Lincoln Mercury dealerships.

**Insurance Services.** Get Ford Motor Company quality in your auto insurance. Our program offers industry-leading benefits and competitive rates. Call 1-877-367-3847, or visit us at [fordvip.com](http://fordvip.com) for a no-obligation quote. Insurance offered by American Road Services Company (an American Road Insurance Agency), a licensed agency and subsidiary of Ford Motor Company.

Comparisons based on 2008 competitive models (Full-Size Vans), publicly available information and Ford certification data at time of release. Some features discussed may be optional. Vehicles shown may contain optional and aftermarket uplift equipment. Features shown may be offered only in combination with other options or subject to additional ordering requirements or limitations. Dimensions and capacity ratings shown may vary due to optional features and/or production variability. Following release of this PDF, certain changes in standard equipment, options and the like, or product delays may have occurred which would not be included in these pages. Your Ford Dealer is the best source for up-to-date information. Ford Division reserves the right to change product specifications at any time without incurring obligations. Body Manufacturers are responsible for compliance certification of the completed vehicle. The Ford New Truck Limited Warranty and any government certification made by Ford shall cover only the vehicle as manufactured by Ford and shall not extend to any addition, modification or change of or to the vehicle by the Ford Authorized Pool Account.





**Drive one.**

## 09 E-SERIES



### QUALITY TRUCKS.

E-Series has a reputation for quality that has made it America's best-selling line of full-size vans since 1979.



### GREEN TRUCKS.

Ford truck engines are leaders with Flexible Fuel and Ford Clean Diesel Technology.<sup>TM</sup> And more fuel-efficient engines are on the way.



### SAFE TRUCKS.

AdvanceTrac<sup>®</sup> with RSC<sup>®</sup> (Roll Stability Control<sup>TM</sup>)<sup>1</sup> is a highly effective accident avoidance system. And only Ford has it.



### SMART TRUCKS.

The new Ford Work Solutions<sup>TM</sup> option brings you high technology and productivity tools that get the job done.



<sup>1</sup>Remember that even advanced technology cannot overcome the laws of physics. It's always possible to lose control of a vehicle due to inappropriate driver input for the conditions. For more information on AdvanceTrac with RSC, visit [fordvehicles.com](http://fordvehicles.com). Standard on Wagons and Recreational Vans, optional on Commercial Vans. Not available with diesel engine.



**To learn more, visit  
[commtruck.ford.com](http://commtruck.ford.com)**