

2010
EXPLORER 



Specifications

fordvehicles.com

Specs.

DIMENSIONS & CAPACITIES

Exterior	
Wheelbase	113.7"
Length	193.4"
Height (with options)	72.8"
Width – Excluding mirrors	73.7"
Width – Including mirrors	84.8"
Width – Mirrors folded	77.5"
Minimum running ground clearance	8.3"
Liftover height	31.4"
Overhang – Front	35.4"
Overhang – Rear	44.3"
Ramp breakover angle	18.4°
Angle of approach	28.2°
Angle of departure	23.8°
Interior	
1st Row	
Head room	39.8"
Shoulder room	59.0"
Hip room	55.4"
Leg room	42.4"
2nd Row	
Head room	38.7"
Shoulder room	58.9"
Hip room	55.5"
Leg room	36.9"
3rd Row (if equipped)	
Head room	37.4"
Shoulder room	53.1"
Hip room	45.3"
Leg room	34.9"
Cargo Volume (cu. ft.)	
	5-passenger/7-passenger
Behind 1st row	85.8/83.7
Behind 2nd row	45.1/43.9
Behind 3rd row (if equipped)	—/13.6
Capacities	
Fuel capacity	22.5 gal.
Maximum Loaded Trailer Weight¹	
4.0L SOHC V6 Engine	
4x2 (Class II)	3500 lbs.
4x4 (Class II)	3500 lbs.
4x2 (Class III/IV)	5375 lbs.
4x4 (Class III/IV)	5205 lbs.
AWD (Class III/IV)	5000 lbs.
4.6L 3V V8 Engine	
4x4 (Class II)	3500 lbs.
4x4 (Class III/IV)	7115 lbs. ²
AWD (Class III/IV)	7115 lbs. ²

Dimensions may vary by trim level.
Cargo and load capacity limited by weight and weight distribution.

STANDARD

Mechanical	
4.0L SOHC V6 engine with 5-speed automatic transmission	
4-wheel Anti-lock Brake System (ABS)	
130-amp alternator	
3.55 axle ratio	
Class II trailer tow hitch receiver with 4-pin wiring harness	
Independent front and rear suspension	
Maintenance-free 72-amp battery	
Safety & Security	
Intelligent Safety System™ for driver and front passenger includes front airbags ³ with adaptive venting and airbag inflators, safety belt pretensioners, adaptive load-limiting safety belt retractors, safety belt usage sensors, driver-seat position sensor, crash severity sensor, restraint control module, Front-Passenger Sensing System and adaptive stroking energy-absorbing steering column	
AdvanceTrac® with RSC® (Roll Stability Control™)	
Battery saver	
Belt-Minder® front safety belt reminder	
Front-seat side airbags ³	
Illuminated entry	
LATCH – Lower anchors and tether anchors for child-safety seats in 2nd-row outboard positions	
Remote keyless-entry system with 2 integrated keyhead transmitter remotes	
Safety Canopy® System with side-curtain airbags ³ and rollover sensor	
SecuriLock® passive anti-theft ignition system	
SOS Post-Crash Alert System™ flashes hazard lights and sounds horn after airbag deployment or safety belt pretensioner activation in certain collisions	
Tire Pressure Monitoring System (excludes spare)	
Trailer Sway Control	
Interior	
2nd-row 60/40 split-folding bench seat with recline	
Air conditioning	
Auxiliary audio input jack	
Cargo Management System	
Cargo shade (not included with 3rd row)	
Coat hooks (4)	
Cruise control	
Dome/map lights in 1st and 2nd rows	
Floor console with floor shifter	
Front and rear carpeted floor mats	
Grab handles (1 for front passenger; 2 in 2nd row)	
Illuminated glove compartment	
Illuminated visor vanity mirrors	
Leather-wrapped steering wheel with cruise and secondary audio controls	
Load/floor tie-down hooks (4)	
Manual day/night rearview mirror	
Power points (3)	
Power windows with one-touch-down driver-window feature	

Exterior

Body-color door handles
Easy Fuel™ capless fuel filler
Fog lamps
One-piece liftgate with flip-open rear window
Power sideview mirrors with security approach lamps
Privacy glass (rear doors, rear quarter windows and liftgate window)
Rear-window defroster
Roof side rails and crossbars
Windshield wipers – Intermittent front and rear (speed-sensitive)

New Vehicle Limited Warranty. We want your Ford Explorer ownership experience to be the best it can be. So under this warranty, your new vehicle comes with 3-year/36,000-mile Bumper-to-Bumper Coverage, 5-year/60,000-mile Powertrain Warranty Coverage, 5-year/50,000-mile Safety Restraint Coverage, and 5-year/unlimited-mile Corrosion (Perforation) Coverage – all with no deductible. Please ask your Ford Dealer for a copy of this limited warranty.

Roadside Assistance. Covers your vehicle for 5 years or 60,000 miles, so you have the security of knowing that help may be only a phone call away should you run out of fuel, lock yourself out of the vehicle, or need towing. Your Ford Dealer can provide complete details on all of these advantages.

Ford Credit. Get the ride you want. Whether you plan to lease or finance, you'll find the choices that are right for you at Ford Credit. Ask your Ford Dealer for details or check us out at fordcredit.com.

Ford Extended Service Plan. For a purchase or lease, the Ford Extended Service Plan (ESP) gives you "Peace-of-Mind" protection designed to cover key vehicle components and protect you from the cost of unexpected repairs. Ask your dealer for a Ford ESP, the only service contract backed exclusively by Ford and honored at all Ford Lincoln Mercury dealerships.

Insurance Services. Get Ford Motor Company quality in your auto insurance. Our program offers industry-leading benefits and competitive rates. Call 1-877-367-3847, or visit us at fordvip.com for a no-obligation quote. Insurance offered by American Road Services Company (in CA, American Road Insurance Agency), a licensed agency and subsidiary of Ford Motor Company.

Comparisons based on 2009 competitive models (Truck-based Midsize SUV class), publicly available information and Ford certification data at time of release. Some features discussed may be optional. Vehicles shown may contain optional equipment. Features shown may be offered only in combination with other options or subject to additional ordering requirements or limitations. Dimensions shown may vary due to optional features and/or production variability. Following release of the PDF, certain changes in standard equipment, options and the like, or product delays may have occurred which would not be included in these pages. Your Ford Dealer is the best source for up-to-date information. Ford Division reserves the right to change product specifications at any time without incurring obligations.

¹Based on 2009 model year ratings. Maximum weights shown are for properly equipped vehicles with required equipment and a 150-lb. driver. Weight of additional options, equipment, passengers and cargo must be deducted from this weight. For additional information, see your Ford Dealer. ²Deduct 500 lbs. when equipped with auxiliary rear climate control. ³Always wear your safety belt and secure children in the rear seat.

SIRIUS is a registered trademark of SIRIUS XM Radio Inc. Subscriptions governed by SIRIUS Terms and Conditions at sirius.com/serviceterms.

Microsoft is a registered trademark of Microsoft Corporation.

The Bluetooth word mark is a trademark of the Bluetooth SIG, Inc.



EXPLORER XLT

Equipped with all standard features, plus:

Rapid Spec 100A:

- 16" painted-aluminum wheels with P235/70R16 all-season OWL tires
- Body-color bumpers and wheel-lip moldings
- 4-bar chrome grille
- Black roof side rails and crossbars
- Black power sideview mirrors with security approach lamps
- Premium cloth 1st-row bucket seats with 6-way power driver seat, driver manual lumbar and 2-way adjustable head restraints
- AM/FM stereo/single-CD player
- 2-line message center with outside temperature display

Available Option Groups

- Rapid Spec 101A: SYNC & SIRIUS Package:** Ford SYNC® voice-activated, in-vehicle communications and entertainment system, and SIRIUS Satellite Radio
- Rapid Spec 102A: SYNC & SIRIUS Package + XLT Convenience Package:** automatic headlamps, auto-dimming rearview mirror, SecuriCode™ keyless-entry keypad, message center with compass, power-adjustable pedals and Reverse Sensing System + **XLT Appearance Package:** 17" machined-aluminum wheels with P245/65R17 all-season OWL tires and step bars + manual 3rd-row 50/50 split fold-flat bench seat + power moonroof
- Rapid Spec 103A: SYNC & SIRIUS Package + XLT Convenience Package + XLT Sport Package:** 20" polished-aluminum wheels with P255/50R20 all-season BSW tires; 3-bar Black grille with nostrils; Black wheel-lip moldings, fascia and step bar accents; body-color sideview mirrors; Sport badge; blackout treatment for headlamps; unique exhaust tip; White instrument cluster; and all-weather floor mats (Available only with Charcoal Black interior on XLT 4x2 and AWD only) + manual 3rd-row 50/50 split fold-flat bench seat + power moonroof

Available Options & Packages

- Auxiliary rear climate control¹
- Class III/IV Trailer Tow Package:** 7-pin trailer wiring harness and connector, 7- to 4-pin adapter, engine oil cooler (V6 only) and frame-mounted hitch receiver (3.73 non-limited-slip rear axle required and only available with Class III/IV Trailer Tow Package and 4.0L V6)
- Control Trac® 4-wheel-drive (4WD) system
- Front and rear all-weather rubber floor mats
- Manual 3rd-row 50/50 split fold-flat bench seat²
- Leather-trimmed seats with 1st-row heated bucket seats including 10-way power driver seat with power lumbar and recline (vinyl 3rd row, if equipped)³

EXPLORER EDDIE BAUER®

Equipped with select standard XLT features, plus:

Rapid Spec 200A:

- 17" painted-aluminum wheels with P245/65R17 all-season OWL tires
- Pueblo Gold lower front bumper, rear bumper and wheel-lip moldings
- 3-bar chrome grille with nostrils
- Automatic headlamps
- Body-color power sideview mirrors with security approach lamps
- SecuriCode keyless-entry keypad
- Step bars with Pueblo Gold accents
- Leather-trimmed, heated 1st-row bucket seats with 10-way power driver seat, including power lumbar and recline
- Manual 3rd-row 50/50 split fold-flat bench seat
- SIRIUS Satellite Radio
- Ford SYNC
- Woodgrain interior accents
- 4-line message center with outside temperature display and compass
- Auto-dimming rearview mirror

Available Option Group

- Rapid Spec 201A: Eddie Bauer Convenience Package:** driver seat with memory feature; 6-way power passenger seat; power, heated sideview mirrors; power-adjustable pedals with memory; Dual-zone Electronic Automatic Temperature Control; Reverse Sensing System; and Universal Garage Door Opener + power moonroof + Premium Sound System with AM/FM stereo/6-disc in-dash CD changer, subwoofer and 190 watts

Available Options & Packages

- 4.6L 3-valve V8 engine with 6-speed automatic transmission (Available only with Control Trac 4WD)
- 18" chrome-clad aluminum wheels with P235/65R18 all-season OWL tires⁴
- Auxiliary rear climate control⁴
- Class III/IV Trailer Tow Package**
- Control Trac 4-wheel-drive (4WD) system
- Front and rear all-weather rubber floor mats
- Rear-Seat DVD Entertainment System⁴
- Voice-activated Navigation System with a nearly 10-gigabyte hard drive, single-disc Premium Sound System and SIRIUS Travel Link™ services with 6-month subscription⁴

EXPLORER LIMITED

Equipped with select standard Eddie Bauer features, plus:

Rapid Spec 300A:

- 18" chrome-clad aluminum wheels with P235/65R18 all-season OWL tires
- Body-color bumpers and wheel-lip moldings
- 4-bar chrome grille
- Chrome roof side rails with black end caps and crossbars
- Chrome-capped power, heated sideview mirrors with security approach lamps
- Step bars with chrome accents
- Reverse Sensing System
- Leather-trimmed, heated 1st-row bucket seats with 10-way power driver seat, including power lumbar, recline and memory; and 6-way power passenger seat with manual lumbar
- PowerFold® 3rd-row seat
- Power-adjustable pedals with memory
- Premium Sound System with AM/FM stereo/6-disc in-dash CD changer, subwoofer and 190 watts
- Unique woodgrain interior inserts
- Center floor console with unique appearance for center finish and wrapped armrest
- Dual-zone Electronic Automatic Temperature Control
- Auxiliary rear climate control
- Universal Garage Door Opener

Available Option Groups

- Rapid Spec 301A: Navigation & Moon Package:** Navigation System with SIRIUS Travel Link and power moonroof
- Rapid Spec 302A: Navigation & Moon Package** + All-Wheel Drive (AWD) + 20" polished-aluminum wheels with P255/50R20 all-season BSW tires

Available Options & Packages

- 4.6L 3-valve V8 engine with 6-speed automatic transmission (Available only with Control Trac 4WD or AWD)
- Class III/IV Trailer Tow Package**
- Control Trac 4-wheel-drive (4WD) system
- Front and rear all-weather rubber floor mats
- Power-deployable running boards with chrome accents⁵
- Power moonroof with mini-overhead console and sunshade
- Quad Bucket Seating including 2nd-row bucket seats and floor console⁵
- Rear-Seat DVD Entertainment System

HORSEPOWER, TORQUE & FUEL ECONOMY⁶

4.0L SOHC V6 Engine

Horsepower	210 @ 5100 rpm
Torque (lb.-ft.)	254 @ 3700 rpm
5-speed automatic	
2WD	14 mpg city/20 hwy.
4WD	13 mpg city/19 hwy.

4.6L 3V V8 Engine

Horsepower	292 @ 5700 rpm
Torque (lb.-ft.)	315 @ 4000 rpm
6-speed automatic	
4WD	14 mpg city/19 hwy.

¹Requires Rapid Spec 102A or 103A. ²Requires Rapid Spec 101A. ³Requires Rapid Spec 102A. ⁴Requires Rapid Spec 201A. ⁵Requires Rapid Spec 301A or 302A. ⁶2009 EPA-estimated fuel economy.

Exterior colors.



Sangria Red Metallic



Blue Flame Metallic



Dark Copper Metallic




Black Pearl Slate Metallic




Black



Brilliant Silver Metallic



White Platinum Metallic Tri-Coat



White Suede



Torch Red

Interior Colors

XLT

Sangria Red Metallic	●	●
Blue Flame Metallic	●	●
Dark Copper Metallic	●	●
Black Pearl Slate Metallic	●	●
Black	●	●
Brilliant Silver Metallic		●
White Suede	●	●

XLT Sport

Blue Flame Metallic		●
Black		●
Brilliant Silver Metallic		●
Torch Red		●

Eddie Bauer®

Sangria Red Metallic	●	●
Blue Flame Metallic	●	●
Dark Copper Metallic	●	●
Black Pearl Slate Metallic	●	●
Black	●	●
White Platinum Metallic Tri-Coat	●	●
White Suede	●	●

Limited

Sangria Red Metallic	●	●
Blue Flame Metallic	●	●
Dark Copper Metallic	●	●
Black Pearl Slate Metallic	●	●
Black	●	●
Brilliant Silver Metallic		●
White Platinum Metallic Tri-Coat	●	●

INTERIORS: ● Camel ● Charcoal Black

Colors shown are representative only. Not all colors are available on all models. See your dealer for actual paint/trim options.


Interior colors.



Leather – Charcoal Black with Camel inserts
Standard on Eddie Bauer



Leather – Charcoal Black
Optional on XLT



Leather – Camel with Sand inserts
Standard on Eddie Bauer, Optional on XLT



Leather – Charcoal Black with perforated inserts
Standard on Limited



Cloth – Camel with Sand inserts
Standard on XLT



Cloth – Charcoal Black
Standard on XLT

Wheels.



16" Painted-Aluminum
Standard on XLT



17" Machined-Aluminum
Included in XLT Appearance Package



17" Painted-Aluminum
Standard on Eddie Bauer®



18" Chrome-Clad Aluminum
Standard on Limited, Optional on Eddie Bauer



20" Polished-Aluminum
Available on Limited, Included in XLT Sport Package