


2011

EDGE



Specifications

ford.com



Drive one.

Standard Features

Mechanical

4-wheel disc Anti-Lock Brake System (ABS)
17-in. spare tire
Easy Fuel [®] capless fuel filler
Front-wheel drive (FWD)
Hill start assist
Independent front and rear suspension
Power rack-and-pinion steering

Seating

Front bucket seats
Rear 60/40 split fold-flat seat with manually reclining seat backs and folding center armrest

Interior

4 12-volt powerpoints (1 each in center console bin, passenger side footwell, rear seat and cargo area)
Accessory delay for power features
Adjustable driver and front-passenger sun visors
Air conditioning with rear-seat vents
Cargo area hooks and net
Center console with deep-bin armrest, dividers, powerpoint and 2 cupholders
Coat hooks (2)
Cupholders/beverage holders (8)
Front and rear carpeted floor mats
Front and rear dome/map lights
Front-passenger (1) and B-pillar (2) assist handles
Instrumentation (tachometer, lamp outage, low fuel warning, low washer fluid, low oil pressure, door ajar, liftgate ajar and coolant temperature indicator)
Map pockets in driver and front-passenger seat backs and in all 4 door panels, with beverage holders in front and rear door panels
Overhead console with sunglasses holder
Power door locks
Power windows with one-touch-up/-down driver's side window feature
Rear-seat fold-down armrest with 2 cupholders
Rear-window defroster
Steering wheel-mounted cruise, audio and 5-way MyFord [™] controls (2)
Tilt and telescoping steering column

Exterior

Bi-functional projector-beam halogen headlamps
Power sideview mirrors with integrated blind spot mirrors and manual fold-away design
Privacy glass (rear doors, rear quarter windows and liftgate window)
Rear spoiler
Remote Keyless Entry System with 2 integrated keyhead transmitter remotes
Rocker moldings
Roof-mounted antenna
Windshield wipers – Front: variable-intermittent with washer; rear: 2-speed with washer

Safety & Security

Personal Safety System [™] for driver and front passenger includes dual-stage front airbags, ¹ safety belt pretensioners, safety belt energy-management retractors, safety belt usage sensors, driver's seat position sensor, crash severity sensor, restraint control module and Front-Passenger Sensing System
AdvanceTrac [®] with RSC [®] (Roll Stability Control [™])
Autolock
Battery saver with headlamps-off delay
Belt-Minder [®] front safety belt reminder
Child-safety rear door locks
Front-seat side airbags ¹
Front height-adjustable shoulder safety belts
Illuminated Entry System
LATCH – Lower anchors and tether anchors for child-safety seats (2 in rear)
MyKey [®] owner controls feature
Safety Canopy [®] System with side-curtain airbags ¹ and rollover sensor
SecuriLock [®] Passive Anti-Theft System
SOS Post-Crash Alert System ^{™2} unlocks doors, flashes hazard lights and sounds horn after airbag deployment or safety belt pretensioner activation in certain collisions
Tire Pressure Monitoring System (excludes spare)

Horsepower, Torque & EPA-Estimated Fuel Economy

3.5L Ti-VCT V6 Engine

Horsepower	285 @ 6,500 rpm
Torque (lb.-ft.)	253 @ 4,000 rpm
6-speed automatic	
FWD	19 city/26 hwy/21 combined mpg
6-speed SelectShift Automatic [™]	
FWD	19 city/27 hwy/22 combined mpg
AWD	18 city/25 hwy/20 combined mpg

3.7L Ti-VCT V6 Engine

Horsepower	305 @ 6,500 rpm
Torque (lb.-ft.)	280 @ 4,000 rpm
6-speed SelectShift Automatic	
FWD	18 city/25 hwy/20 combined mpg
AWD	17 city/23 hwy/19 combined mpg

Dimensions & Capacities

Exterior	
Wheelbase	111.2"
Length	184.2"
Height	67.0"
Width – Excluding mirrors	76.0"
Width – Including mirrors	87.5"
Width – Mirrors folded	79.1"
Liftover height	30.8"
Interior	Front/Rear
Head room	40.0"/39.3"
Shoulder room	58.9"/58.7"
Hip room	54.8"/56.1"
Leg room	40.7"/39.6"

Capacities

Passenger volume (cu. ft.)	108.4
Cargo volume behind front seats (cu. ft.)	68.9
Cargo volume behind rear seats (cu. ft.)	32.2
Fuel capacity (gal.)	
FWD	18.0
AWD	19.0

Dimensions may vary by trim level. Cargo and load capacity limited by weight and weight distribution.

New Vehicle Limited Warranty. We want your Ford Edge ownership experience to be the best it can be. So under this warranty, your new vehicle comes with 3-year/36,000-mile bumper-to-bumper coverage, 5-year/60,000-mile Powertrain Warranty coverage, 5-year/50,000-mile safety restraint coverage, and 5-year/unlimited-mile corrosion (perforation) coverage – all with no deductible. Please ask your Ford Dealer for a copy of this limited warranty.

Roadside Assistance. Covers your vehicle for 5 years or 60,000 miles, so you have the security of knowing that help may be only a phone call away should you run out of fuel, lock yourself out of the vehicle or need towing. Your Ford Dealer can provide complete details on all of these advantages.

Ford Credit. Get the ride you want. Whether you plan to lease or finance, you'll find the choices that are right for you at Ford Credit. Ask your Ford Dealer for details or check us out at fordcredit.com.

Ford Extended Service Plan. For a purchase or lease, the Ford Extended Service Plan (ESP) gives you "Peace-of-Mind" protection designed to cover key vehicle components and protect you from the cost of unexpected repairs. Ask your dealer for a Ford ESP, the only service contract backed exclusively by Ford and honored at all Ford Lincoln Mercury dealerships.

Insurance Services. Get Ford Motor Company quality in your auto insurance. Our program offers industry-leading benefits and competitive rates. Call 1-877-367-3847, or visit us at fordvip.com for a no-obligation quote. Insurance offered by American Road Services Company (in CA, American Road Insurance Agency), a licensed agency and subsidiary of Ford Motor Company.

Comparisons based on 2010/2011 competitive models (class is Midsize Crossovers), publicly available information and Ford certification data at time of release. Some features discussed may be optional. Vehicles shown may contain optional equipment. Features shown may be offered only in combination with other options or subject to additional ordering requirements or limitations. Dimensions shown may vary due to optional features and/or production variability. Following release of the PDF, certain changes in standard equipment, options and the like, or product delays may have occurred which would not be included in these pages. Your Ford Dealer is the best source for up-to-date information. Ford Division reserves the right to change product specifications at any time without incurring obligations.

Microsoft is a registered trademark of Microsoft Corporation.

The term Wi-Fi[®] is a registered trademark of the Wi-Fi Alliance.[®]

Sony is a registered trademark of the Sony Corporation.

HD Radio is a proprietary trademark of iBiquity Digital Corp.

Subscriptions governed by SIRIUS Terms and Conditions available at sirius.com. Service available in the 48 contiguous United States and D.C. SIRIUS, XM and all related marks and logos are trademarks of SIRIUS XM Radio Inc. and its subsidiaries.

iPod and iTunes are registered trademarks of Apple, Inc. All Rights Reserved.

¹Always wear your safety belt and secure children in the rear seat.
²SOS hardware may become damaged or the battery may lose power in a crash, which could prevent operation. Not all crashes will activate an airbag or safety belt pretensioner.



SE

Rapid Spec 100A

Includes all standard features, plus:

Mechanical

3.5L Ti-VCT V6 engine with 6-speed automatic transmission
17-in. painted aluminum wheels

Seating

Cloth seats
Front bucket seats with driver's manual lumbar

Interior

AM/FM stereo/single-CD player with MP3 capability and 6 speakers
Dark Slate Metallic center stack finish
MyFord with 4.2-in. color LCD displays in instrument cluster and center stack, media hub with auxiliary audio input jack, and steering wheel-mounted 5-way controls (2)
Textured Black instrument panel appliqué

Exterior

Black door handles, sideview mirrors, rear spoiler and rocker moldings
Bright, round exhaust tips
Chrome grille



SEL

Rapid Spec 200A

Includes select SE features, plus:

Mechanical

6-speed SelectShift Automatic transmission
18-in. painted aluminum wheels

Seating

6-way power driver's seat
EasyFold® rear seat back release
Unique cloth seats

Interior

Auto-dimming rearview mirror
Below-floor Cargo Management System
Compass
Dual-zone electronic automatic temperature control with particulate air filter
Illuminated visor vanity mirrors
Leather-wrapped steering wheel and shift knob
Pewter instrument panel appliqué
SIRIUS® Satellite Radio with introductory 6-month subscription

Exterior

Automatic headlamps with wiper activation
Body-color rear spoiler and heated sideview mirrors with security approach lamps
Chrome door handles
Reverse Sensing System
SecuriCode™ keyless entry keypad
"SEL" badge
Supplemental park lamps



LIMITED

Rapid Spec 300A

Includes select SEL features, plus:

Mechanical

18-in. chrome-clad aluminum wheels

Seating

Heated front buckets with 10-way power driver's seat with memory feature and 6-way power, fold-flat front-passenger seat
Leather-trimmed seating surfaces

Interior

Ambient lighting
Audio System from Sony with 12 speakers and HD Radio™ technology
Brushed-aluminum finish on front door-sill scuff plates
Ford SYNC® voice-activated, in-vehicle connectivity system
High-gloss Black center stack finish
MyFord Touch™ with 2 configurable displays in cluster; 8-in. LCD touch screen in center stack; media hub with 2 USB ports, SD card reader and audio/video input jacks; and steering wheel-mounted 5-way controls (2)
Unique wood appearance instrument panel appliqué
Universal garage door opener

Exterior

Body-color door handles and keypad surround
Bright beltline moldings
Heated, body-color sideview mirrors with security approach lamps and memory
"LIMITED" badge
Rear view camera



SPORT

Rapid Spec 400A

Includes select SEL features, plus:

Mechanical

3.7L Ti-VCT V6 engine
6-speed SelectShift Automatic transmission with paddle activation
22-in. polished aluminum wheels with Tuxedo Black spoke accents
Sport-tuned suspension

Seating

Charcoal Black leather-trimmed seating surfaces with Silver Smoke Metallic inserts and contrast stitching
Heated front bucket seats with 10-way power driver's seat with memory feature and 6-way power, fold-flat front-passenger seat

Interior

Aluminum brake and accelerator pedal covers
Ambient lighting
Audio System from Sony with 12 speakers and HD Radio technology
Brushed-aluminum finish on front door-sill scuff plates
High-gloss Black center stack finish
Liquid Silver Smoke appearance instrument panel appliqué
MyFord Touch with 2 configurable displays in cluster; 8-in. LCD touch screen in center stack; media hub with 2 USB ports, SD card reader and audio/video input jacks; and steering wheel-mounted 5-way controls (2)
SYNC voice-activated, in-vehicle connectivity system

Exterior

Body-color door cladding, side-skirt rocker moldings and keypad surround
Chrome oval exhaust tips
Heated, body-color sideview mirrors with security approach lamps and memory
Painted Tuxedo Black Metallic grille
Rear view camera
"SPORT" badge
Unique body-color front and rear lower fascias
Unique headlamp and taillamp treatment

2011 **EDGE**

Specifications

ford.com



Drive one.

SE & SEL



EDGE SEL. CHARCOAL BLACK. MYFORD TOUCH™ AND OTHER AVAILABLE EQUIPMENT.



EDGE SEL. TUXEDO BLACK METALLIC. AVAILABLE EQUIPMENT.

2011 **EDGE**

Specifications

ford.com



Drive one.

SE & SEL OPTIONAL FEATURES

SE Available Rapid Spec

Rapid Spec 101A – SIRIUS Satellite Radio with introductory 6-month subscription + **Convenience Package** includes auto-dimming rearview mirror, automatic headlamps, SecuriCode™ keyless entry keypad, compass, Reverse Sensing System and below-floor Cargo Management System

SE Available Options

All-weather floor mats

Roof rack

SE Exterior Colors

SE Exterior Colors	Interior Colors
White Suede	●
Bordeaux Reserve Red Metallic	● ●
Kona Blue Metallic	● ●
Ingot Silver Metallic	● ●
Tuxedo Black Metallic	● ●

Interiors: ● Medium Light Stone Cloth ● Charcoal Black Cloth

SEL Available Rapid Spec

Rapid Spec 201A – MyFord Touch with Ford SYNC® voice-activated, in-vehicle connectivity system, which includes 2 configurable displays in cluster; 8-in. LCD touch screen in center stack; media hub with 2 USB ports, SD card reader and audio/video input jacks; steering wheel-mounted 5-way controls (2); and Dark Copper center stack finish + rear view camera

Rapid Spec 202A – Includes all content of Rapid Spec 201A + ambient lighting + **Leather Comfort Package** includes leather-trimmed seating surfaces, heated front seats, 10-way power driver's seat and 6-way power, fold-flat front-passenger seat

SEL Available Options & Packages

18-in. chrome-clad aluminum wheels (requires Rapid Spec 201A or 202A)

All-weather floor mats

All-wheel drive (AWD)

Class II Trailer Tow Package includes hitch receiver, larger radiator, upgraded cooling fans, wiring harness with 4-pin connector and trailer sway control (3,500 lbs. max.)

Panoramic Vista Roof™ (requires Rapid Spec 201A or 202A)

Roof rack (n/a with Vista Roof)

Vision Package includes BLIS® (Blind Spot Information System) with cross-traffic alert and rain-sensing wipers (requires Rapid Spec 202A)

Voice-activated Navigation System with SD card reader for map and POI storage, and integrated SIRIUS Traffic™ and SIRIUS Travel Link™ with introductory 6-month subscription (requires Rapid Spec 202A)

SEL Exterior Colors

SEL Exterior Colors	Interior Colors
White Suede	● ■
Bordeaux Reserve Red Metallic	● ● ■ ■
Kona Blue Metallic	● ● ■ ■
Earth Metallic	● ● ■ ■
Mediterranean Blue Metallic	● ● ■ ■
Red Candy Metallic Tinted Clearcoat¹	● ● ■ ■
White Platinum Metallic Tri-coat¹	● ● ■ ■
Ingot Silver Metallic	● ● ■ ■
Tuxedo Black Metallic	● ● ■ ■

Interiors: ● Unique Medium Light Stone Cloth
● Unique Charcoal Black Cloth ■ Medium Light Stone Leather
■ Charcoal Black Leather

INTERIOR



Medium Light Stone Cloth
Standard on SE



Charcoal Black Cloth
Standard on SE



Unique Medium Light Stone Cloth
Standard on SEL



Unique Charcoal Black Cloth
Standard on SEL



Medium Light Stone Leather
Available on SEL (requires Leather Comfort Package)



Charcoal Black Leather
Available on SEL (requires Leather Comfort Package)



17-in. Painted Aluminum Wheels
Standard on SE




18-in. Painted Aluminum Wheels
Standard on SEL



18-in. Chrome-Clad Aluminum Wheels
Available on SEL

EXTERIOR



White Suede



Bordeaux Reserve Red Metallic



Kona Blue Metallic




Earth Metallic



Mediterranean Blue Metallic



Red Candy Metallic Tinted Clearcoat



White Platinum Metallic Tri-coat



Ingot Silver Metallic



Tuxedo Black Metallic

Colors are representative only.
See your dealer for actual paint/trim options.

¹Additional charge.

2011 **EDGE**

Specifications

ford.com



Drive one.

LIMITED



CHARCOAL BLACK. AVAILABLE EQUIPMENT.



KONA BLUE METALLIC. AVAILABLE EQUIPMENT.

2011

EDGE

Specifications

ford.com



Drive one.

LIMITED OPTIONAL FEATURES

Available Rapid Spec

Rapid Spec 301A – Panoramic Vista Roof™ + HID headlamps + voice-activated Navigation System with single-CD/MP3 player, SD card for map and POI storage, and integrated SIRIUS Traffic and SIRIUS Travel Link with introductory 6-month subscription + **Driver Entry Package** includes anti-theft perimeter alarm, Intelligent Access with push-button start, power liftgate and Remote Start System

Rapid Spec 302A – Includes all content of Rapid Spec 301A + adaptive cruise control and collision warning with brake support + **Vision Package** includes BLIS® (Blind Spot Information System) with cross-traffic alert and rain-sensing wipers

Available Options & Packages

20-in. chrome-clad aluminum wheels

All-weather floor mats

All-wheel drive (AWD)

Class II Trailer Tow Package includes hitch receiver, larger radiator, upgraded cooling fans, wiring harness with 4-pin connector and trailer sway control (3,500 lbs. max.)






Driver Entry Package

Panoramic Vista Roof

Roof rack (n/a with Vista Roof)

Vision Package

Voice-activated Navigation System with SD card for map and POI storage, and integrated SIRIUS Traffic and SIRIUS Travel Link with introductory 6-month subscription

Exterior Colors	Interior Colors
Bordeaux Reserve Red Metallic	  
Kona Blue Metallic	 
Earth Metallic	 
Red Candy Metallic Tinted Clearcoat ¹	 
White Platinum Metallic Tri-coat ¹	  
Ingot Silver Metallic	  
Tuxedo Black Metallic	  

Interiors:  Charcoal Black Leather with Sienna seating surfaces
 Medium Light Stone Leather  Charcoal Black Leather

INTERIOR



Charcoal Black Leather with
Sienna Seating Surfaces – Standard



Medium Light Stone Leather
Standard



Charcoal Black Leather
Standard

EXTERIOR



Bordeaux Reserve Red Metallic




Kona Blue Metallic



Earth Metallic



Red Candy Metallic Tinted Clearcoat



White Platinum Metallic Tri-coat



Ingot Silver Metallic



Tuxedo Black Metallic



18-in. Chrome-Clad Aluminum Wheels
Standard



20-in. Chrome-Clad Aluminum Wheels
Available

Colors are representative only.
See your dealer for actual paint/trim options.

¹Additional charge.

2011 **EDGE**

Specifications

ford.com



Drive one.

SPORT



CHARCOAL BLACK. AVAILABLE EQUIPMENT.



RED CANDY METALLIC TINTED CLEARCOAT. AVAILABLE EQUIPMENT.

2011 **EDGE**

Specifications

ford.com



Drive one.

SPORT

OPTIONAL FEATURES

Available Options & Packages

All-weather floor mats

All-wheel drive (AWD)

Driver Entry Package includes anti-theft perimeter alarm, Intelligent Access with push-button start, power liftgate and Remote Start System

Vision Package includes BLIS® (Blind Spot Information System) with cross-traffic alert and rain-sensing wipers
Panoramic Vista Roof™

Voice-activated Navigation System with SD card for map and POI storage, and integrated SIRIUS Traffic and SIRIUS Travel Link with introductory 6-month subscription

Exterior Colors	Interior Color
Kona Blue Metallic	■
Red Candy Metallic Tinted Clearcoat¹	■
White Platinum Metallic Tri-coat¹	■
Ingot Silver Metallic	■
Tuxedo Black Metallic	■

Interior: ■ Charcoal Black Leather with Silver Smoke Metallic seating surfaces

INTERIOR



Charcoal Black Leather with Silver Smoke Metallic Seating Surfaces – Standard



22-in. Polished Aluminum Wheels with Tuxedo Black Spoke Accents
Standard


EXTERIOR



Kona Blue Metallic



Red Candy Metallic Tinted Clearcoat



White Platinum Metallic Tri-coat



Ingot Silver Metallic



Tuxedo Black Metallic

Colors are representative only.
See your dealer for actual paint/trim options.

¹Additional charge.

2011 **EDGE**

Specifications

ford.com



Drive one.

Available Technologies Enhance Your Experience

SONY

HD Radio[®]
Digital AM & FM



AUDIO SYSTEM FROM SONY WITH HD RADIO™ TECHNOLOGY



DUAL HEADREST DVD BY INVISION™



REMOTE START



REAR VIEW CAMERA



MYKEY® OWNER CONTROLS (STANDARD)



INTELLIGENT ACCESS
WITH PUSH-BUTTON START



HID HEADLAMPS

2011 **EDGE**

Specifications

ford.com



Drive one.

ALSO AVAILABLE:

APPEARANCE

Ford Custom Graphics by Original Wraps,[™] Inc.¹
Paintable Grille Insert

ELECTRONICS

GPS Tracking and Recovery by SmartAlert[™]¹

Remote Start Systems

Vehicle Security System

Wiper De-Icer and Debris Cleaner
by Wiper Shaker¹

HitchScan[™] Rear Park Assist Sensor
and Hitch Step by EchoMaster[®]¹

Forward or Reverse Bumper-Mounted
Parking Assist System by EchoMaster¹

Dual Headrest DVD by INVISION[™]¹

EXTERIOR

Roof Cross Bars

Roof Rails

Locking Fuel Plug

Hood Deflector

Splash Guards

Rear Bumper Protector

Trailer Hitch Balls/Drawbars

Trailer Hitch Wiring Harness

Trailer Hitch Assembly

Sportz[®] SUV Tents by Napier¹

INTERIOR

Leather-Trimmed Interior Seating by Katzkin[®]¹

Soft Cargo Organizers
(Large and Standard Sizes)

Soft Cargo Cooler Bag

Cargo Security Shade

Cargo Area Protector

Ash Cup/Coin Holder

Auto-Dimming Rearview Mirror

All-Weather Floor Mats

Interior Light Kit

Cargo Net

WHEELS

Wheel Lock Kit

¹Ford Licensed Accessories.

Garmin is a registered trademark of Garmin Ltd.
Cargo-Logic is a registered trademark of Lund, Inc.
THULE is a registered trademark of Thule Sweden AB.
SmartAlert is a registered trademark of Inilex, Inc.
INVISION is a trademark of Audiovox Corporation.
Katzkin is a registered trademark of Katzkin Leather, Inc.



SPORT PEDALS



PORTABLE NAVIGATION SYSTEMS BY GARMIN[®]¹



ILLUMINATED DOOR SILL PLATES



RACKS AND CARRIERS BY THULE[®]¹



SIDE WINDOW DEFLECTORS



CARGO-LOGIC[®] SYSTEM

To learn more about Ford Custom Accessories and to shop online, visit fordaccessories.com.



Genuine Ford Accessories will be warranted for whichever provides you the greatest benefit: 12 months or 12,000 miles (whichever occurs first), or the remainder of your Bumper-to-Bumper 3-year/36,000-mile New Vehicle Limited Warranty. Contact your local Ford Dealer for details and a copy of the limited warranty. Ford Licensed Accessories (FLA) are warranted by the accessory manufacturer's warranty. Ford Licensed Accessories are fully designed and developed by the accessory manufacturer and have not been designed or tested to Ford Motor Company engineering requirements. Contact your Ford Dealer for details regarding the manufacturer's limited warranty and/or a copy of the FLA product limited warranty offered by the accessory manufacturer.