



F-150 Specifications | Standard Features

Mechanical

97,500-mile tune-up interval <sup>1</sup> (6.2L engine) or 100,000-mile tune-up interval <sup>1</sup> (3.7L, 5.0L and 3.5L engines)
Brakes – Power 4-wheel vented-disc with ABS
Easy Fuel <sup>®</sup> capless fuel filler
Electronic brakeforce distribution (EBD)
Fail-Safe Engine Cooling System
Four-wheel-down towing capability (4x4)
Gas-pressurized twin-tube shock absorbers
Hill start assist
Hood-open assist mechanisms
Horn – Dual-note
Jack (2-ton)
Lightweight aluminum hood
Maintenance-free 78-amp-hr, 750-CCA battery with battery saver
Parking brake, foot-operated with hand-release
Power rack-and-pinion steering
Spare tire with underframe winch with safety catch
Stabilizer bar – Front
Stainless steel exhaust system (major components)
Suspension – Front: long-spindle, double-wishbone coil-over-shock; rear: leaf springs
Trailer tow with 4-pin connector

Interior




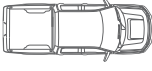
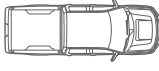
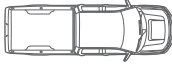



Air conditioning
Assist/grab handle for right-front passenger
Assist/grab handles at rear outboard positions (SuperCrew)
Coat hooks (2)
Display center
Front cupholders (2 deployable under center seat or in floor console, and 1 in each front-door map pocket)
Front dome or map lights
Front-door map pockets
Gauges for fuel, oil pressure and engine coolant temperature; tachometer; voltmeter; speedometer; and odometer
Glove compartment
Powerpoints – 12-volt in front (all models) and rear (in SuperCab and SuperCrew models)
Tilt steering column

Exterior

Cargo box lamp integrated into center high-mounted stop lamp
Cargo box tie-downs (4)
Headlamps – Aerodynamic clear-lens dual-beam halogen
Outer door-sill scuff pads
Removable tailgate with key lock and tailgate assist
Stake-bed pockets
Stone guards – Front and rear
Tow hooks (2 in front; 4x4 only)
Windshield wipers – Intermittent

Safety & Security

3-point safety belts for all front and all rear seat positions
AdvanceTrac <sup>®</sup> with RSC <sup>®</sup> (Roll Stability Control <sup>™</sup> )
Airbags – Front-seat side <sup>2</sup>
Airbags – Safety Canopy <sup>®</sup> System with side-curtain airbags <sup>2</sup> for all rows and rollover sensor
Alert chimes for headlamps-on, key-in-ignition and safety belt
Belt-Minder <sup>®</sup> front safety belt reminder
Brake/shift interlock
Fuel pump inertia shutoff switch
LATCH – Lower Anchors and Tether Anchors for Children
Personal Safety System <sup>™</sup> for driver and right-front passenger includes dual-stage front airbags <sup>2</sup> ; safety belt pretensioners, safety belt energy-management retractors, safety belt usage sensors, driver's seat position sensor, crash severity sensor, restraint control module and Front-Passenger Sensing System <sup>3</sup>
SecuriLock <sup>®</sup> Passive Anti-Theft System
Side-intrusion door beams
SOS Post-Crash Alert System <sup>™</sup>
Spare tire/wheel lock
Tire Pressure Monitoring System (excludes spare)
Trailer sway control

									
	Regular Cab	SuperCab	SuperCrew	5 1/2' Box Size	6 1/2' Box Size	8' Box Size	40/20/40 split front seat	40/flow-through console/40 front bucket seats	40/console/40 front bucket seats
XL	○	○	○	○	○	○	●		
STX	○	○			○		●		
XLT	○	○	○	○	○	○	●		○
FX2/FX4		○	○	○	○			●	
LARIAT		○	○	○	○		●	○	
KING RANCH <sup>®</sup>			●	○	○			●	
PLATINUM			●	○	○			●	
Ford Harley-Davidson <sup>™</sup> F-150			●	●				●	
SVT RAPTOR		○	○	●				●	

● Standard   ○ Optional

<sup>1</sup>Under normal driving conditions with routine fluid and filter changes. <sup>2</sup>Always wear your safety belt and follow airbag warning label instructions. <sup>3</sup>Right-front-passenger seat only. Comparisons based on 2012 competitive models (class is Full-Size Pickups under 8,500 lbs. GVWR, non-hybrid), publicly available information and Ford certification data at time of release. Some features discussed may be optional. Vehicles throughout this PDF are shown with optional and aftermarket equipment. Features shown may be offered only in combination with other options or subject to additional ordering requirements or limitations. Dimensions and capacity ratings shown may vary due to optional features and/or production variability. Following release of the PDF, certain changes in standard equipment, options and the like, or product delays may have occurred which would not be included in these pages. Your Ford Dealer is the best source for up-to-date information. Ford Division reserves the right to change product specifications at any time without incurring obligations.



## F-150 Specifications | Standard Features



### XL

Includes all standard features, plus:

#### Mechanical

3.7L Ti-VCT 4-valve V6 FFV engine (Regular Cab, SuperCab 145" WB, and 4x2 SuperCrew 145" WB)

5.0L Ti-VCT 4-valve V8 FFV engine (SuperCab 163" WB, 4x4 SuperCrew and 4x2 SuperCrew 157" WB)

Electronic 6-speed automatic transmission with tow/haul mode

Electric power-assisted steering

Electronic shift-on-the-fly (ESOF) (4x4)

Fuel tank – 26-gallon (4x2 and Regular Cab 126" WB 4x4)

Fuel tank – 36-gallon (4x4; n/a on Regular Cab 126" WB)

17" Gray styled steel wheels

P235/75R17 BSW all-terrain tires (Regular Cab and SuperCab)

P255/65R17 OWL all-season tires (SuperCrew 4x2)

P265/70R17 OWL all-terrain tires (SuperCrew 4x4)

#### Seating

40/20/40 split vinyl front seat

60/40 split flip-up rear seat (SuperCab and SuperCrew; one-touch flip-up on SuperCrew)

Manual front seats

#### Interior

AM/FM stereo with clock

Climate controls – Manual

Door locks – Manual (Regular Cab and SuperCab)

Door locks – Power (SuperCrew)

Flooring – Black vinyl

Mirror – Day/night rearview

Overhead console with storage bins and map lights (SuperCrew)

Passenger-side visor vanity mirror

Steering wheel – Black urethane

Windows – 2nd-row fixed (SuperCab)

Windows – Manual (Regular Cab and SuperCab)

Windows – Power with front one-touch-up/-down feature (SuperCrew)

Window – Rear, fixed glass with solar tint

#### Exterior

Bumpers – Argent-painted front and rear with black molded front upper fascia

Door handles – Black

Grille – Black surround with black bar-style insert

Mirrors – Manual sideview (Regular Cab and SuperCab)

Mirrors – Power sideview (SuperCrew)

Perimeter alarm (SuperCrew)

Remote Keyless Entry System with 2 integrated keyhead transmitter remotes with panic button, and Illuminated Entry System (SuperCrew)

Stone guards – Black



### STX

Includes select XL features, plus:

#### Mechanical

3.7L Ti-VCT 4-valve V6 FFV engine

17" machined aluminum wheels

P235/75R17 BSW all-terrain tires

#### Seating

40/20/40 split cloth front seat

4-way adjustable front head restraints

Manual driver lumbar

#### Interior

AM/FM stereo/single-CD player with clock

Accessory delay for power features

Auxiliary audio input jack

Cruise control

Customer information display with external temperature

Door locks – Power

MyKey®

Windows – Power with front one-touch-up/-down feature

#### Exterior

Bumpers – Body-color front and rear with body-color front upper fascia

Grille – Body-color surround with black bar-style insert

Mirrors – Power sideview

Perimeter alarm

Remote Keyless Entry System with 2 integrated keyhead transmitter remotes with panic button, and Illuminated Entry System



### XLT

Includes select STX features, plus:

#### Mechanical

3.7L Ti-VCT 4-valve V6 FFV engine (Regular Cab, SuperCab 145" WB, and 4x2 SuperCrew 145" WB)

5.0L Ti-VCT 4-valve V8 FFV engine (SuperCab 163" WB, 4x4 SuperCrew and 4x2 SuperCrew 157" WB)

17" machined aluminum wheels with painted accents

P235/75R17 BSW all-terrain tires (Regular Cab and SuperCab)

P255/65R17 OWL all-season tires (SuperCrew 4x2)

P265/70R17 OWL all-terrain tires (SuperCrew 4x4)

#### Interior

Autolamp

Compass

Driver and passenger-side visors with covered vanity mirrors

Fade-to-off interior lighting

Flooring – Color-coordinated carpet

Flooring – Color-coordinated carpeted floor mats

Overhead console with storage bins and map lights (SuperCab and SuperCrew)

Steering wheel – Color-coordinated urethane

Window – Rear, fixed glass with privacy tint

#### Exterior

Bumpers – Chrome front and rear with body-color front upper fascia

Fog lamps

Grille – Chrome surround with chrome bar-style insert



## F-150 Specifications | Standard Features



### FX2/FX4

Includes select XLT features, plus:

#### Mechanical

5.0L Ti-VCT 4-valve V8 FFV engine
SelectShift Automatic® transmission
4x2 (FX2)
4x4 (FX4)
Rear axle – Electronic-locking differential (FX4)
Skid plates (FX4; front differential, transfer case and fuel tank)
Trailer Tow Package
18" machined aluminum wheels
P265/60R18 OWL all-season tires (FX2)
P275/65R18 OWL all-terrain tires (FX4)

#### Seating

6-way power driver's seat
Manual driver and passenger lumbar
Sport cloth front bucket seats with flow-through console and floor shifter

#### Interior

Ford SYNC® voice-activated, in-vehicle connectivity system
SiriusXM Satellite Radio with 6-month trial subscription
Flooring – Black rubber off-road floor mats (FX4)
Flooring – Color-coordinated carpeted floor mats (FX2)
Manual-tilt/-telescoping steering column
Message center – 4.2" LCD screen and trip computer
Mirror – Auto-dimming rearview
Power outlet – 110-volt, on back of center console
Steering wheel – Black leather-wrapped
Steering wheel-mounted SYNC and audio controls
Window – Rear, fixed glass with privacy tint and defrost

#### Exterior

Black headlamp and taillamp surrounds
Bumpers – Body-color front and rear with body-color front upper fascia
Cab steps – 6" gray angular (FX2)
Door handles – Body-color
FX2 SPORT pickup box decals (FX2)
FX4 OFF-ROAD pickup box decals (FX4)
Grille – Body-color surround with gray billet-style insert
Mirrors – Body-color sideview mirror caps
SecuriCode™ keyless entry keypad
Wheel-lip moldings – Body-color (FX2)
Wheel-lip moldings – Sterling Gray (FX4)



### LARIAT

Includes select XLT features, plus:

#### Mechanical

5.0L Ti-VCT V8 FFV engine
SelectShift Automatic transmission
Trailer Tow Package
2-speed automatic (4x4)
18" bright aluminum wheels
P265/60R18 OWL all-season tires (4x2)
P275/65R18 OWL all-terrain tires (4x4)

#### Seating

10-way power driver and right-front-passenger seats
60/40 split flip-up rear seat with folding armrest (SuperCrew)
Heated driver and front-passenger seats
Leather-trimmed 40/20/40 split front seat
Memory driver's seat

#### Interior

SYNC voice-activated, in-vehicle connectivity system
SiriusXM Satellite Radio with 6-month trial subscription
Driver and passenger-side visors with covered, illuminated vanity mirrors
Dual-zone electronic automatic temperature control
Flooring – Color-coordinated carpeted floor mats
Memory power-adjustable pedals
Message center – 4.2" LCD screen and trip computer
Mirror – Auto-dimming rearview
Steering wheel – Color-coordinated leather-wrapped
Steering wheel-mounted SYNC and audio controls
Window – Rear, power-sliding with privacy tint and defrost
Woodgrain interior trim accents

#### Exterior

Door handles – Body-color
Grille – Chrome 2-bar surround with silver mesh insert
Mirrors – Body-color sideview mirror caps
Mirrors – Power, heated sideview with memory, integrated turn signal indicators, and driver's side auto-dimming feature
SecuriCode keyless entry keypad
Wheel-lip moldings – Body-color



### KING RANCH®

Includes select LARIAT features, plus:

#### Mechanical

Trailer brake controller
18" 7-spoke aluminum wheels with painted accents and KING RANCH logo center caps

#### Seating

Chaparral perforated leather-trimmed front bucket seats
Flow-through center console with Chaparral leather-trimmed lid and floor shifter with Chaparral leather-wrapped knob
Heated and cooled driver and front-passenger seats
Heated rear outboard seats

#### Interior

Sony® Audio System including 6-disc in-dash CD changer
Flooring – Carpeted floor mats with KING RANCH logo
Power outlet – 110-volt, on back of center console
Power-tilt/-telescoping steering column
Rear view camera
Remote Start System
Reverse Sensing System
Steering wheel – Chaparral leather-wrapped with memory
Unique woodgrain interior trim accents
Universal garage door opener

#### Exterior

Bumpers – Pale Adobe front and rear with body-color front upper fascia
Cab steps – Pale Adobe platform
Chrome exhaust tip
Grille – Chrome 2-bar surround with Pale Adobe mesh insert
KING RANCH tailgate and fender badges
Mirrors – Chrome sideview mirror caps
Mirrors – Power-folding heated sideview with memory, integrated turn signal indicators, security approach lamps, and driver's side auto-dimming feature
Pale Adobe box top and tailgate moldings
Stone guards – Pale Adobe
Two-tone paint with Pale Adobe lower accent color
Wheel-lip moldings – Pale Adobe





## F-150 Specifications | Standard Features



### PLATINUM

Includes select LARIAT features, plus:

#### Mechanical

Trailer brake controller

20" polished aluminum wheels

P275/55R20 OWL all-season tires (4x2)

P275/55R20 OWL all-terrain tires (4x4)

#### Seating

Flow-through center console with leather-trimmed lid and floor shifter with leather-wrapped knob

Heated and cooled driver and front-passenger seats

Heated rear outboard seats

Perforated leather-trimmed front bucket seats with embroidered PLATINUM logo on seat backs

#### Interior

Sony® Audio System including 6-disc in-dash CD changer

Aluminum appliques on center panel and console

Ambient lighting

Bright inserts on door-sill scuff plates

Power outlet – 110-volt, on back of center console

Power-tilt/-telescoping steering column

Rear view camera

Remote Start System

Reverse Sensing System

Steering wheel – Leather-wrapped with real wood insert and memory

Unique instrument cluster

Unique woodgrain interior trim accents

Universal garage door opener

#### Exterior

Bright bodyside accent moldings

Bumpers – Body-color front and rear with body-color front upper fascia

Cab steps – Power-deployable

Chrome exhaust tip

Chrome front tow hooks (4x4 only)

Door handles – Body-color with chrome straps

Grille – Satin-finish surround with chrome mesh insert

High-gloss black B-pillar appliques

Mirrors – Chrome sideview mirror caps

Mirrors – Power-folding heated sideview with memory, integrated turn signal indicators, security approach lamps, and driver's side auto-dimming feature

PLATINUM tailgate and fender badges

Satin-finish tailgate appliqué

Windshield wipers – Rain-sensing



### HARLEY-DAVIDSON™ F-150

Includes select LARIAT features, plus:

#### Mechanical

6.2L 2-valve V8 gas engine

Fuel tank – 36-gallon

Hydraulic power-assisted steering

Rear axle – Electronic-locking differential

Sport-tuned front and rear shock absorbers

Trailer brake controller

22" machined aluminum wheels with painted accents and Harley-Davidson blank Bar & Shield logo on center caps

P275/45R22 BSW all-season tires

#### Seating

Black and "snakeskin" two-tone perforated leather-trimmed front bucket seats; cloisonné seat back badges with Harley-Davidson blank Bar & Shield logo

Flow-through center console with Black and "snakeskin" two-tone leather-trimmed lid; cloisonné badge with HARLEY-DAVIDSON Bar & Shield logo; serialization plate; and floor shifter with leather-wrapped knob

Heated and cooled driver and front-passenger seats

Heated rear outboard seats

#### Interior

Navigation System with Sony Audio System including single-CD/DVD player

Ambient lighting

Bright engine-turned inserts on door-sill scuff plates

Power-adjustable performance pedals with memory

Power outlet – 110-volt, on back of center console

Power-tilt/-telescoping steering column with memory

Rear view camera

Remote Start System

Reverse Sensing System

Satin-chrome finish on interior ornamentation

Steering wheel – Black and "snakeskin" leather-wrapped

Unique instrument cluster

Universal garage door opener

#### Exterior

Black headlamp and taillamp surrounds

Bumpers – Body-color front and rear with body-color front upper fascia

Cab steps – Power-deployable

Chrome steel cargo box tie-down hooks

Chrome twin-tip tuned exhaust

Dynamic "snakeskin" bodyside graphics and "Harley-Davidson" dimensional box side lettering

Grille – Body-color surround with chrome billet-style insert

Harley-Davidson F-150 tailgate and fender badges

Mirrors – Power-folding heated sideview with memory, integrated turn signal indicators, security approach lamps, and driver's side auto-dimming feature

Power moonroof

Rubber bed mat with HARLEY-DAVIDSON Bar & Shield logo



### SVT RAPTOR

Includes select XLT features, plus:

#### Mechanical

6.2L 2-valve V8 gas engine

4.10 front axle with TORSEN® differential

4.10 electronic-locking differential rear axle

Dual-outlet muffler

Front and rear internal bypass off-road FOX Racing Shox™

Front and rear microcellular jounce bumpers

Heavy-duty front and engine skid plates

Hill Descent Control™

Hydraulic power-assisted steering

Long travel suspension with unique upper and lower control arms and tie rods

Steering rack travel/boost curve

SuperCab or SuperCrew 4x4 with 5½' box

Trailer Tow Package

Unique rear leaf springs and front coil springs

17" painted aluminum wheels with machined finish

LT315/70R17 BSW all-terrain tires

#### Seating

6-way power driver's seat

Flow-through center console with floor shifter, off-road mode and Hill Descent Control switches, and auxiliary switch pack

Leather- and cloth-trimmed front bucket seats with unique seat back bolsters and embroidered RAPTOR logo on seat backs

#### Interior

Ford SYNC® voice-activated, in-vehicle connectivity system

SiriusXM Satellite Radio with 6-month trial subscription

Flooring – Front and rear rubber floor mats with SVT logo

Message center – 4.2" LCD screen and trip computer

Mirror – Auto-dimming rearview with compass

Steering wheel – Leather-wrapped with thumb pads, center marker, SYNC and audio controls

Unique instrument panel and door-trim panel appliques

Window – Rear, power-sliding with privacy tint and defrost

#### Exterior

Air extractors in hood

Black headlamp and taillamp surrounds

Bumpers – Foundry finish front and rear with body-color front upper fascia

Cab steps – Foundry finish cast-aluminum

Flared front fenders with air extractors

Flared pickup box fenders

Front and rear tow hooks

Grille – Brick wall-style

Integrated clearance marker lamps in grille and front fenders

SecuriCode™ keyless entry keypad

Wheel-lip moldings – Foundry finish



## F-150 Specifications | Optional Features



## XL

### Mechanical

5.0L Ti-VCT V8 FFV engine (Regular Cab, SuperCab 145" WB, and 4x2 SuperCrew 145" WB)

3.5L EcoBoost® Ti-VCT engine (includes 26-gallon fuel tank on 4x2 and 36-gallon fuel tank on 4x4; restrictions apply)

Rear axle – Electronic-locking differential (requires 5.0L or 3.5L engine)

Rear axle – Limited-slip differential (requires 3.7L engine)

Trailer brake controller (requires Trailer Tow Package or Max. Trailer Tow Package; requires fog lamps when ordered with XL Décor Group)

17" machined aluminum wheels with painted accents (requires XL Décor Group)

17" 7-lug aluminum wheels (requires Heavy-Duty Payload Package)

P255/65R17 OWL all-season tires (Regular Cab and SuperCab 4x2)

P265/70R17 OWL all-terrain tires (Regular Cab and SuperCab 4x4)

### Seating

40/20/40 split cloth front seat with manual driver lumbar

### Interior

Flooring – Color-coordinated carpet with carpeted floor mats

Flooring – Full-coverage rubber floor mats (requires carpet)

### Exterior

Bedliner – Plastic drop-in

Bedliner – ToughBed® factory-installed spray-in<sup>1</sup>

Box side steps (requires 6½' or 8' box)

Cab steps – 4" black tubular (Regular Cab and SuperCab only)

Cab steps – Black platform (SuperCrew only)

Fog lamps (requires XL Décor Group)

Hood deflector – Chrome

Skid plates (4x4)

Tailgate step

### Ford Work Solutions™

Cable Lock by Master Lock<sup>®2</sup> (replaces cargo tie-down hooks)

Crew Chief<sup>™</sup> powered by Telogis<sup>®2</sup> – Fleet tracking system<sup>3</sup> with 1 year of Crew Chief service

### Packages

**Heavy-Duty Payload Package** (Regular Cab and SuperCab with 8' box and SuperCrew with 6½' box; restrictions apply) increases GVWR to 8,200 lbs. for improved payload and towing; 17" 7-lug steel wheels; LT245/75R17E BSW all-terrain tires; heavy-duty shock absorbers; upgraded springs and radiator; auxiliary transmission oil cooler; rear axle with 9.75" gear set and 3.73 limited-slip gear ratio

**Power Equipment Group** (standard on SuperCrew) includes power door locks with autolock and integrated keyhead transmitter remotes; power windows and mirrors; Illuminated Entry System; and perimeter alarm

**Trailer Tow Package** (required for towing over 5,000 lbs.) includes Class IV trailer hitch receiver, 7-pin wiring harness, upgraded radiator, auxiliary transmission oil cooler, and SelectShift Automatic<sup>®</sup> transmission

**Max. Trailer Tow Package** (restrictions apply; required for towing over 5,000 lbs.) includes Class IV trailer hitch receiver; 7-pin wiring harness; upgraded radiator; auxiliary transmission oil cooler; trailer brake controller; upgraded rear bumper; SelectShift Automatic transmission; and manual telescoping/folding trailer tow mirrors with manual glass or manual telescoping/folding trailer tow mirrors with power, heated glass, integrated turn signal indicators and security approach lamps

**XL Décor Group** includes chrome front and rear bumpers, and front cloth 40/20/40 split seat with manual driver lumbar

**XL Plus Package** includes AM/FM stereo/single-CD player with clock, speed-compensated volume control and customer information display; auxiliary audio input jack; cruise control; and MyKey<sup>®</sup>

## STX

### Mechanical

5.0L Ti-VCT V8 FFV engine

Rear axle – Electronic-locking differential (requires 5.0L or 3.5L engine)

Rear axle – Limited-slip differential (requires 3.7L engine)

Trailer brake controller (requires Trailer Tow Package and STX Décor Package)

### Interior

SiriusXM Satellite Radio with 6-month trial subscription

Flooring – Color-coordinated carpet with carpeted floor mats

Flooring – Full-coverage rubber floor mats (requires carpet)

### Exterior

Bedliner – Plastic drop-in

Bedliner – ToughBed factory-installed spray-in<sup>1</sup>

Box side steps

Cab steps – 4" polished stainless steel tubular (Regular Cab only)

Cab steps – 5" chrome (SuperCab only; requires 3.7L engine)

Hood deflector – Chrome

Tailgate step

### Ford Work Solutions

Cable Lock by Master Lock<sup>2</sup> (replaces cargo tie-down hooks)

Crew Chief powered by Telogis<sup>2</sup> – Fleet tracking system<sup>3</sup> with 1 year of Crew Chief service

### Packages

**Communications Package** includes Ford SYNC<sup>®</sup> and steering wheel-mounted SYNC/audio controls

**STX Décor Package** (requires 5.0L engine) includes 18" machined aluminum wheels, P265/60R18 OWL all-season tires (4x2), P275/65R18 OWL all-terrain tires (4x4), 5" chrome cab steps (SuperCab), 4" polished stainless steel tubular cab steps (Regular Cab), and fog lamps

**Trailer Tow Package** (required for towing over 5,000 lbs.) includes Class IV trailer hitch receiver, 7-pin wiring harness, upgraded radiator, auxiliary transmission oil cooler, and SelectShift Automatic transmission



<sup>1</sup>Available Winter 2012. <sup>2</sup>Ford Licensed Accessory. <sup>3</sup>Some features are unavailable while driving.



## XLT

### Mechanical

5.0L Ti-VCT V8 FFV engine (Regular Cab, SuperCab 145" WB, and 4x2 SuperCrew 145" WB)
3.5L EcoBoost® Ti-VCT engine (n/a on 126" WB; includes 26-gallon fuel tank on 4x2 and 36-gallon fuel tank on 4x4)
Rear axle – Electronic-locking differential (requires 5.0L or 3.5L engine)
Rear axle – Limited-slip differential (requires 3.7L engine)
Trailer brake controller (requires Trailer Tow Package or Max. Trailer Tow Package)
18" chrome-clad aluminum wheels (SuperCab and SuperCrew only; requires XLT Chrome Package)
18" machined aluminum wheels (requires XLT Custom Package)
20" chrome-clad aluminum wheels (SuperCab and SuperCrew only; requires XLT Chrome Package; restrictions apply)
P255/65R17 OWL all-season tires (Regular Cab and SuperCab 4x2)
P265/70R17 OWL all-terrain tires (Regular Cab and SuperCab 4x4)
P275/55R20 OWL all-season tires (SuperCab and SuperCrew 4x2; n/a with 3.7L engine or 163" WB; requires XLT Chrome Package)
P275/55R20 OWL all-terrain tires (SuperCab and SuperCrew 4x4; n/a with 3.7L engine or 163" WB; requires XLT Chrome Package)
LT245/75R17E BSW all-terrain tires (4x4; requires Off-Road Package; n/a with 126" WB or XLT Chrome Package)
LT275/65R18C OWL all-terrain tires (4x4; requires Off-Road and XLT Chrome Packages; n/a with 163" WB)

### Seating

Cloth 40/console/40 front bucket seats with manual driver's lumbar (SuperCab and SuperCrew only)
--

### Interior

SiriusXM Satellite Radio with 6-month trial subscription
Flooring – Black vinyl floor covering
Flooring – Full-coverage rubber floor mats

### Exterior

Bedliner – Plastic drop-in
Bedliner – ToughBed® factory-installed spray-in¹
Box side steps (requires 6½' or 8' box)
Cab steps – 4" polished stainless steel (Regular Cab only)
Cab steps – 5" chrome (SuperCab and SuperCrew only)
Cab steps – Black platform (SuperCab and SuperCrew only)
Hood deflector – Chrome
Rear view camera (requires XLT Plus Package)
SecuriCode™ keyless entry keypad
Tailgate step
Two-tone paint (n/a with XLT Custom Package or Adobe interior)

### Ford Work Solutions™

Cable Lock by Master Lock®² (replaces cargo tie-down hooks)
Crew Chief™ powered by Telogis®² – Fleet tracking system³ with 1 year of Crew Chief service

### Packages

<b>Heavy-Duty Payload Package</b> (Regular Cab and SuperCab with 8' box and SuperCrew with 6½' box; restrictions apply) increases GVWR to 8,200 lbs. for improved payload and towing; 17" 7-lug aluminum wheels; LT245/75R17E BSW all-terrain tires; heavy-duty shock absorbers; upgraded springs and radiator; auxiliary transmission oil cooler; rear axle with 9.75" gear set and 3.73 limited-slip gear ratio
<b>Off-Road Package</b> (4x4 only; n/a with 3.7L V6 engine, Heavy-Duty Payload Package or 163" WB) includes 3.73 electronic-locking rear axle; fuel tank, transfer case and front differential skid plates; off-road tuned front shock absorbers; P265/70R17 OWL all-terrain tires; and 4x4 OFF ROAD box decals

**Trailer Tow Package** (required for towing over 5,000 lbs.) includes Class IV trailer hitch receiver; 7-pin wiring harness; upgraded radiator; auxiliary transmission oil cooler; and SelectShift Automatic® transmission

**Max. Trailer Tow Package** (restrictions apply; required for towing over 5,000 lbs.) includes Class IV trailer hitch receiver; 7-pin wiring harness; upgraded radiator; auxiliary transmission oil cooler; trailer brake controller; upgraded rear bumper; SelectShift Automatic transmission; and manual telescoping/folding trailer tow mirrors with power, heated glass, integrated turn signal indicators and security approach lamps

**XLT Chrome Package** (SuperCab and SuperCrew only; requires XLT Convenience Package, and Trailer Tow Package or Max. Trailer Tow Package; n/a with Heavy-Duty Payload Package or XLT Custom Package) includes chrome billet-style grille, chrome front tow hooks (4x4), 18" chrome-clad aluminum wheels, P265/60R18 OWL all-season tires (4x2), P275/65R18 OWL all-terrain tires (4x4), chrome door handles with black bezels, 5" chrome cab steps, and chrome exhaust tip

**XLT Convenience Package** (requires Trailer Tow Package or Max. Trailer Tow Package) includes power, heated sideview mirrors with integrated turn signal indicators and driver's side auto-dimming feature; auto-dimming rearview mirror; 6-way power driver's seat (SuperCab and SuperCrew only); power-adjustable pedals; Ford SYNC®; upgraded gauge cluster with 4.2" LCD screen; and leather-wrapped steering wheel with 5-way steering wheel-mounted controls

**XLT Custom Package** (requires 3.7L V6 engine; n/a with 163" WB, SuperCrew 4x4, XLT Chrome Package, Heavy-Duty Payload Package, or front cloth 40/console/40 bucket seats) includes chrome billet-style grille with body-color surround, 18" machined aluminum wheels, P265/60R18 OWL all-season tires (4x2), P275/65R18 OWL all-terrain tires (4x4), body-color front and rear bumpers, 4" body-color cab steps, chrome exhaust tip, unique black cloth seats, unique instrument panel and door-trim panel finishes

**XLT Plus Package** (requires XLT Convenience Package, and Trailer Tow Package or Max. Trailer Tow Package) includes Reverse Sensing System, manual-sliding rear window with privacy tint (Regular Cab), power-sliding rear window with defrost and privacy tint (SuperCab and SuperCrew)



¹Available Winter 2012. ²Ford Licensed Accessory. ³Some features are unavailable while driving.





## FX2/FX4

### Mechanical

3.5L EcoBoost® Ti-VCT engine (includes 26-gallon fuel tank on 4x2 and 36-gallon fuel tank on 4x4)

Rear axle – Electronic-locking differential (FX2 only)

Trailer brake controller

20" premium painted aluminum wheels

LT275/65R18C OWL all-terrain tires (FX4 only)

P275/55R20 OWL all-season tires (FX2 only)

P275/55R20 OWL all-terrain tires (FX4 only)

### Interior

Sony® Audio System including 6-disc in-dash CD changer (requires FX Luxury Package)

Navigation System with Sony Audio System including single-CD/DVD player (requires FX Luxury Package)

### Exterior

Bedliner – Plastic drop-in

Bedliner – ToughBed® factory-installed spray-in¹

Box side steps (requires 6½' box)

Cab steps – 6" painted angular (standard on FX2)

Hood deflector – Chrome

Power moonroof

Rear view camera (requires FX Plus Package)

Stowable bed extender

Tailgate step

### Ford Work Solutions™

Cable Lock by Master Lock®² (replaces cargo tie-down hooks)

### Packages

**FX Plus Package** (n/a with FX Luxury Package, Sony Audio System or Navigation System) includes 6-disc in-dash CD changer; power, heated sideview mirrors with integrated turn signal indicators, and driver's side auto-dimming feature; power-adjustable pedals; Reverse Sensing System; and power-sliding rear window with defrost and privacy tint

**FX Luxury Package** (n/a with FX Plus Package) includes front FX Sport leather-trimmed 40/console/40 bucket seats; heated and cooled driver and front-passenger seats; 10-way power-adjustable driver and front-passenger seats; memory driver's seat; dual-zone electronic automatic temperature control; black leather-wrapped steering wheel with audio controls; memory, power-adjustable pedals; power-folding heated sideview mirrors with integrated turn signal indicators, driver's side memory, auto-dimming features, and body-color mirror caps; Reverse Sensing System; 6-disc in-dash CD changer; rear view camera; power-sliding rear window with defrost and privacy tint; universal garage door opener and Remote Start System

**FX Appearance Package** (requires FX Plus Package or FX Luxury Package) includes unique FX Sport leather-trimmed front bucket seats with flow-through console; unique leather-wrapped steering wheel; unique finish interior accents on the instrument panel, center stack, door-trim panels and flow-through center console lid; body-color grille surround with black insert; body-color wheel-lip and bodyside moldings; unique bodyside graphics; 4" black tubular cab steps; chrome exhaust tip; unique flat-black and red fender and tailgate badges; 20" 6-spoke flat-black painted wheels and P275/55R20 all-season OWL tires

**Max. Trailer Tow Package** (restrictions apply) includes Class IV trailer hitch receiver; 7-pin wiring harness; upgraded radiator; auxiliary transmission oil cooler; trailer brake controller; upgraded rear bumper; SelectShift Automatic® transmission; and manual telescoping/folding trailer tow mirrors with power, heated glass, integrated turn signal indicators and security approach lamps



¹Available Winter 2012. ²Ford Licensed Accessory.





## LARIAT

### Mechanical

3.5L EcoBoost® Ti-VCT engine (includes 26-gallon fuel tank on 4x2 and 36-gallon fuel tank on 4x4)

6.2L 2-valve V8 gas engine (SuperCrew only; requires Max. Trailer Tow Package)

Rear axle – Electronic-locking differential (requires 5.0L or 3.5L engine)

Trailer brake controller

20" chrome-clad aluminum wheels (requires LARIAT Chrome Package)

20" 6-spoke machined aluminum wheels

P275/65R18 OWL all-terrain tires (4x2)

P275/55R20 OWL all-season tires (4x2)

P275/55R20 OWL all-terrain tires (4x4)

LT275/65R18C OWL all-terrain tires (4x4; requires Off-Road Package)

### Seating

Perforated leather-trimmed front bucket seats with heated and cooled power 10-way driver and front-passenger seats, memory driver's seat, and flow-through center console with floor shifter, rear air vent and 110-volt power outlet

### Interior

Sony® Audio System including 6-disc in-dash CD changer

Navigation System with Sony Audio System including single-CD/DVD player (requires LARIAT Plus Package)

Flooring – Full-coverage rubber floor mats

### Exterior

Bedliner – Plastic drop-in

Bedliner – ToughBed® factory-installed spray-in¹

Box side steps (requires 6½' box)

Cab steps – 6" chrome angular

Hood deflector – Chrome

Power moonroof

Stowable bed extender

Tailgate step

Two-tone paint (includes accent-color bumpers and wheel-lip moldings)

### Ford Work Solutions™

Cable Lock by Master Lock®² (replaces cargo tie-down hooks)

### Packages

**LARIAT Chrome Package** (n/a with Heavy-Duty Payload Package) includes 18" chrome-clad aluminum wheels; chrome mesh grille insert; 6" chrome angular cab steps; chrome exhaust tip; chrome front tow hooks (4x4); power, heated sideview mirrors with chrome mirror caps; and body-color door handles with chrome straps

**LARIAT Plus Package** includes 6-disc in-dash CD player, universal garage door opener, Reverse Sensing System, rear view camera, power-folding sideview mirrors, and Remote Start System

**Heavy-Duty Payload Package** (SuperCrew 157" WB only; restrictions apply) increases GVWR to 8,200 lbs. for improved payload and towing; 17" 7-lug aluminum wheels; LT245/75R17E BSW all-terrain tires; heavy-duty shock absorbers; upgraded springs and radiator; auxiliary transmission oil cooler; rear axle with 9.75" gear set and 3.73 limited-slip gear ratio

**Max. Trailer Tow Package** (restrictions apply) includes Class IV trailer hitch receiver; 7-pin wiring harness; upgraded radiator; auxiliary transmission oil cooler; trailer brake controller; upgraded rear bumper; SelectShift Automatic® transmission; and chrome-capped manual telescoping/folding trailer tow mirrors with power, heated glass, integrated turn signal indicators and security approach lamps

**Off-Road Package** (4x4 only; n/a with 6.2L V8 engine or Heavy-Duty Payload Package) includes 3.73 electronic-locking rear axle; fuel tank, transfer case and front differential skid plates; off-road tuned front shock absorbers; and 4x4 OFF ROAD box decals

¹Available Winter 2012. ²Ford Licensed Accessory.





## KING RANCH®

### Mechanical

3.5L EcoBoost® Ti-VCT engine (includes 26-gallon fuel tank on 4x2 and 36-gallon fuel tank on 4x4)

Rear axle – Electronic-locking differential

20" premium painted aluminum wheels

P275/65R18 OWL all-terrain tires (4x2)

P275/55R20 OWL all-season tires (4x2)

P275/55R20 OWL all-terrain tires (4x4)

LT275/65R18 OWL all-terrain tires (4x4; requires Off-Road Package)

### Interior

Navigation System with Sony® Audio System including single-CD/DVD player

Flooring – Full-coverage rubber floor mats

### Exterior

Bedliner – Plastic drop-in

Bedliner – ToughBed® factory-installed spray-in<sup>1</sup>

Box side steps (requires 6½' box)

Cab steps – 6" chrome angular

Hood deflector – Chrome

Power moonroof

Stowable bed extender

Tailgate step

### Ford Work Solutions™

Cable Lock by Master Lock®<sup>2</sup> (replaces cargo tie-down hooks)

### Packages

**Max. Trailer Tow Package** (restrictions apply) includes Class IV trailer hitch receiver; 7-pin wiring harness; upgraded radiator; auxiliary transmission oil cooler; trailer brake controller; upgraded rear bumper; SelectShift Automatic® transmission; and chrome-capped manual telescoping/folding trailer tow mirrors with power, heated glass, integrated turn signal indicators and security approach lamps

**Off-Road Package** (4x4 only) includes 3.73 electronic-locking rear axle; fuel tank, transfer case and front differential skid plates; off-road tuned front shock absorbers; and 4x4 OFF ROAD box decals



<sup>1</sup>Available Winter 2012. <sup>2</sup>Ford Licensed Accessory.



PLATINUM

Mechanical

- 3.5L EcoBoost® Ti-VCT engine (includes 26-gallon fuel tank on 4x2 and 36-gallon fuel tank on 4x4)
- 6.2L 2-valve V8 gas engine (requires Max. Trailer Tow Package)
- Rear axle – Electronic-locking differential (requires 5.0L or 3.5L engine)

Interior

- Navigation System with Sony® Audio System including single-CD/DVD player
- Flooring – Full-coverage rubber floor mats

Exterior

- Bedliner – Plastic drop-in
- Bedliner – ToughBed® factory-installed spray-in¹
- Box side steps (requires 6½' box)
- Power moonroof
- Skid plates (4x4; transfer case, front differential and fuel tank)
- Stowable bed extender
- Tailgate step

Package

**Max. Trailer Tow Package** (restrictions apply) includes Class IV trailer hitch receiver; 7-pin wiring harness; upgraded radiator; auxiliary transmission oil cooler; trailer brake controller; upgraded rear bumper; SelectShift Automatic® transmission; and chrome-capped manual telescoping/ folding trailer tow mirrors with power, heated glass, integrated turn signal indicators and security approach lamps



¹Available Winter 2012.



## SVT RAPTOR

**Interior**

Navigation System with Sony® Audio System including single-CD/DVD player (requires RAPTOR Luxury Package)

---

Front view camera (requires Navigation System and RAPTOR Luxury Package)

---

**Exterior**

Power moonroof

---

Stowable bed extender

---

Tailgate step

---

**Packages**

**Bodyside Graphics Package**

---

**Hood Graphics Package**

---

**Interior Color Accent Package** (shown above) includes unique front leather-trimmed 40/console/40 bucket seats with blue trim inserts, rear 60/40 split bench with blue trim inserts (vinyl on SuperCab, leather on SuperCrew), blue accents on the IP center stack appliqué and door-trim panel appliqués, and genuine brushed-aluminum appliqués on the IP center stack and flow-through center console

**RAPTOR Luxury Package** (n/a with RAPTOR Plus Package) includes 40/console/40, heated and cooled front bucket seats with 10-way power, and driver's side memory feature; dual-zone electronic automatic temperature control; Sony Audio System including 6-disc in-dash CD changer; power-folding heated sideview mirrors with memory, integrated turn signal indicators, security approach lamps, driver's side auto-dimming feature and body-color mirror caps; power-adjustable pedals with memory feature; Remote Start System; rear view camera; trailer brake controller; and universal garage door opener

---

**RAPTOR Plus Package** (n/a with RAPTOR Luxury Package) includes rear view camera and trailer brake controller

---







## **FORD HARLEY-DAVIDSON™ F-150**

### **Interior**

Flooring – Full-coverage rubber floor mats

---

### **Exterior**

Bedliner – Plastic drop-in

---

Bedliner – ToughBed® factory-installed spray-in<sup>1</sup>

---

Stowable bed extender

---

Tailgate step

---



**XL**



17" Gray Styled Steel  
Standard



17" 7-Lug Gray Styled Steel  
Included with Heavy-Duty  
Payload Package



17" 7-Lug Aluminum  
Optional with Heavy-Duty  
Payload Package



17" Machined Aluminum  
with Painted Accents  
Requires XL Décor Group

**STX**



17" Machined Aluminum  
Standard



18" Machined Aluminum  
Included with STX Décor  
Package

**XLT**



17" Machined Aluminum  
with Painted Accents  
Standard



17" 7-Lug Aluminum  
Included with Heavy-Duty  
Payload Package



18" Machined Aluminum  
Included with XLT Custom  
Package



18" Chrome-Clad Aluminum  
Included with  
XLT Chrome Package



20" Chrome-Clad Aluminum  
Optional with XLT Chrome Package

**FX2/FX4**



18" Machined Aluminum  
Standard



20" Premium Painted Aluminum  
Optional



20" 6-Spoke Flat-Black  
Painted Aluminum  
Included with FX Appearance Package

**LARIAT**



18" Bright Aluminum  
Standard



18" Chrome-Clad Aluminum  
Included with  
LARIAT Chrome Package



17" 7-Lug Aluminum  
Included with Heavy-Duty  
Payload Package



20" 6-Spoke Machined Aluminum  
Optional



20" Chrome-Clad Aluminum  
Optional with LARIAT Chrome  
Package

**KING RANCH®**



18" 7-Spoke Aluminum  
with Painted Accents  
Standard



20" Premium Painted Aluminum  
Optional

**PLATINUM**



20" Polished Aluminum  
Standard

**FORD  
HARLEY-DAVIDSON™  
F-150**



22" Machined Aluminum  
with Painted Accents  
Standard

**SVT RAPTOR**



17" Painted Aluminum  
with Machined Finish  
Standard



## F-150 Specifications | Optional Features



### Exteriors

	Two-Tone	XL	STX	XLT	FX2/FX4	LARIAT	KING RANCH	PLATINUM	FORD HARLEY-DAVIDSON™ F-150	SVT RAPTOR
White Platinum Metallic Tri-coat <sup>1</sup>	■					8, 9	10	11, 12	13	
Oxford White	■ ■	1, 2	2	2, 3, 4	5, 6, 7	8, 9	10			14, 15
Ingot Silver Metallic		1, 2	2	2, 4	5, 6, 7	9		11, 12		14, 15
Sterling Gray Metallic	■	1, 2	2	2, 4	5, 6, 7	9		11, 12		
Golden Bronze Metallic	■			3		8, 9	10	12		
Pale Adobe Metallic				3		8, 9				
Race Red	■		2	2, 4	5, 6, 7	8, 9				14
Red Candy Metallic Tinted Clearcoat <sup>1</sup>	■ ■			2, 3	5, 6, 7	8, 9		11, 12		
Vermillion Red		1, 2								
Blue Flame Metallic	■		2	2, 3, 4	5, 6, 7					14, 15
Dark Blue Pearl Metallic	■ ■	1, 2		2, 3		8, 9	10			
Green Gem Metallic <sup>2</sup>	■ ■	1, 2		2, 3		8, 9	10			
Tuxedo Black Metallic	■ ■	1, 2	2	2, 3, 4	5, 6, 7	8, 9	10	11, 12	13	14, 15

■ Ingot Silver Two-Tone Accent exterior with Steel Gray Cloth interior optional on XLT  
 ■ Pale Adobe Two-Tone Accent exterior standard on KING RANCH, optional on LARIAT

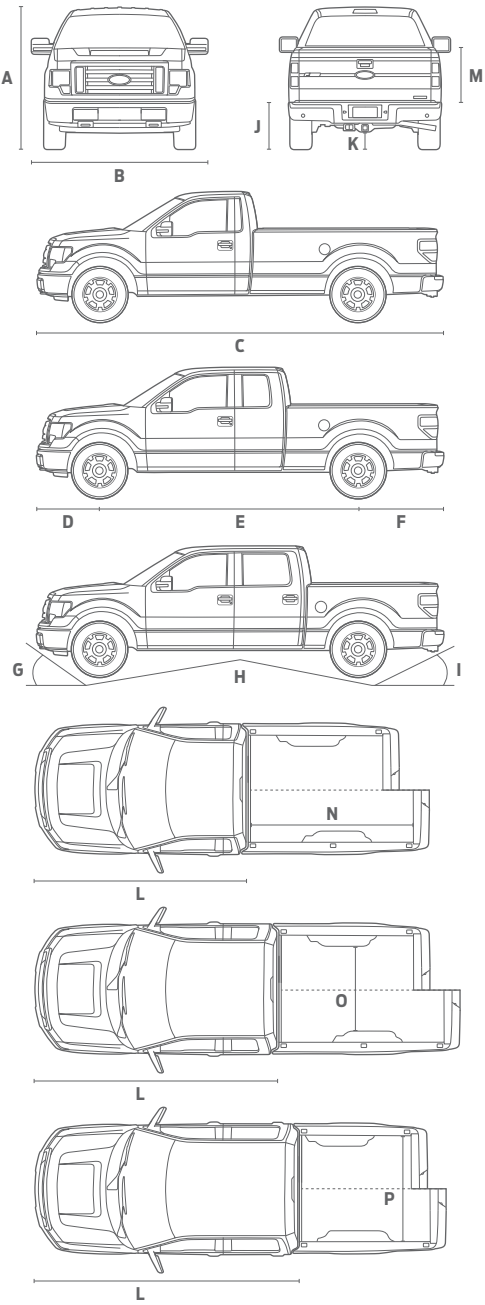
<sup>1</sup>Additional charge. <sup>2</sup>New for 2012, late availability.  
 Colors are representative only. See your dealer for actual paint/trim options.



TECHNICAL SPECIFICATIONS

DIMENSIONS

Exterior	Regular Cab 4x2/4x4	SuperCab 4x2/4x4	SuperCrew 4x2/4x4	SVT RAPTOR 4x4 SuperCab/SuperCrew
A. Height – 5½' box	—	—	75.0"/76.7"	78.5"/78.4"
A. Height – 6½' box	74.8"/76.0"	75.2"/76.1"	74.6"/76.5"	—
A. Height – 8' box	75.0"/76.0"	74.8"/75.7"	—	—
B. Width – Excluding mirrors	79.2"	79.2"	79.2"	86.3"
B. Width – Including standard mirrors	97.0"	97.0"	97.0"	97.0"
B. Width – Including trailer tow mirrors	105.2"	105.2"	105.2"	105.2"
B. Width – Mirrors folded	84.3"	84.3"	84.3"	86.3"
C. Length – 5½' box	—	—	231.9"	220.6"/232.1"
C. Length – 6½' box	213.2"	231.9"	243.9"	—
C. Length – 8' box	231.9"	250.4"	—	—
D. Overhang – Front	38.3"	38.3"	38.3"	38.0"
E. Wheelbase – 5½' box	—	—	144.5"	133.3"/145.2"
E. Wheelbase – 6½' box	125.9"	144.5"	156.5"	—
E. Wheelbase – 8' box	144.5"	163.1"	—	—
F. Overhang – Rear	49.0"	49.0"	49.0"	49.3"/48.9"
G. Angle of approach – 5½' box	—	—	22.8°/25.7°	30.3°/30.2°
G. Angle of approach – 6½' box	22.4°/23.8°	23.1°/23.9°	22.4°/25.8°	—
G. Angle of approach – 8' box	22.8°/23.5°	23.1°/23.9°	—	—
H. Ramp breakover angle – 5½' box	—	—	16.2°/16.3°	21.1°/19.5°
H. Ramp breakover angle – 6½' box	17.6°/17.1°	16.8°/15.4°	15.1°/15.4°	—
H. Ramp breakover angle – 8' box	17.0°/15.7°	15.7°/14.1°	—	—
I. Angle of departure – 5½' box	—	—	22.9°/25.1°	22.8°/22.7°
I. Angle of departure – 6½' box	23.9°/25.3°	23.7°/25.0°	22.7°/24.7°	—
I. Angle of departure – 8' box	24.5°/26.1°	23.4°/24.5°	—	—
J. Load floor height – 5½' box	—	—	33.1"/34.8"	36.4"/36.2"
J. Load floor height – 6½' box	34.1"/35.3"	33.8"/34.9"	32.8"/34.5"	—
J. Load floor height – 8' box	34.7"/36.0"	33.5"/34.4"	—	—
K. Ground clearance – 5½' box	—	—	8.3"/9.1"	9.5"/9.3"
K. Ground clearance – 6½' box	8.2"/8.8"	8.6"	8.1"/9.0"	—
K. Ground clearance – 8' box	8.5"/8.8"	8.5"/8.4"	—	—
L. Cab length	126.3"	144.9"	156.7"	145.2"/157.0"
Interior				
1st Row				
Head room	41.0"	41.0"	41.0"	41.0"
Shoulder room	66.6"	65.9"	65.9"	65.9"
Hip room	60.5"	60.5"	60.5"	60.5"
Leg room	41.4"	41.4"	41.4"	41.4"
2nd Row				
Head room	—	39.6"	40.3"	39.7"/40.3"
Shoulder room	—	65.7"	65.5"	65.7"/65.5"
Hip room	—	65.4"	64.6"	65.4"/64.6"
Leg room	—	33.3"	43.5"	33.4"/43.5"
Cargo Box				
Volume (cu. ft.)	5½' Box 55.4	6½' Box 65.5	8' Box 81.3	
M. Inside height	22.4"	22.4"	22.4"	
N. Length at floor	67.0"	78.8"	97.4"	
O. Width at wheelhouse	50.0"	50.0"	50.0"	
P. Maximum width at floor	65.2"	65.2"	65.2"	



CONVENTIONAL TOWING — MAXIMUM LOADED TRAILER WEIGHT RATINGS (lbs.)

Engine	Axle Ratio	GCWR	Regular Cab				SuperCab				SuperCrew				
			126.0" WB 4x2	126.0" WB 4x4	145.0" WB 4x2	145.0" WB 4x4	133.0" WB 4x4	145.0" WB 4x2	145.0" WB 4x4	163.0" WB 4x2	163.0" WB 4x4	145.0" WB 4x2	145.0" WB 4x4	157.0" WB 4x2	157.0" WB 4x4
3.5L Ti-VCT 4-Valve EcoBoost®	3.15	14,000	—	—	8,800	—	—	8,600	—	8,400	—	8,500	—	8,400	—
	3.31	14,000	—	—	—	8,500	—	—	8,300	—	8,200	—	8,100	—	8,000
	3.55	15,000	—	—	9,800	—	—	—	—	—	—	—	—	—	—
		15,200	—	—	—	9,700	—	9,800	—	9,600	—	—	—	—	—
		15,300	—	—	—	—	—	—	—	—	9,800	—	9,700	—	—
		15,400	—	—	—	—	—	—	9,700	—	9,600	—	—	—	—
		15,500	—	—	—	—	—	—	—	—	—	9,600	—	9,500	—
	3.73	15,200	—	—	—	9,700	—	—	—	—	—	—	—	—	—
		15,400	—	—	—	—	—	—	9,700	—	9,600	—	—	—	—
		15,500	—	—	—	—	—	—	—	—	—	9,600	—	9,500	—
		16,600	—	—	11,300 <sup>1</sup>	—	—	—	—	—	—	—	—	—	—
		16,900	—	—	—	—	—	11,300 <sup>2</sup>	—	—	—	11,300 <sup>2</sup>	—	—	—
		17,000	—	—	—	—	—	—	—	—	—	—	11,300 <sup>2</sup>	11,300 <sup>2</sup>	—
		17,100	—	—	—	11,300 <sup>1</sup>	—	—	11,300 <sup>2</sup>	11,300 <sup>3</sup>	11,100 <sup>3</sup>	—	11,200 <sup>2</sup>	11,300 <sup>1</sup>	11,100 <sup>3</sup>
	4.10	17,100	—	—	—	—	—	—	11,300 <sup>2</sup>	—	11,100 <sup>2</sup>	—	11,200 <sup>2</sup>	—	11,100 <sup>2</sup>

<sup>1</sup>Heavy-Duty Payload Package only. <sup>2</sup>Max. Trailer Tow Package only. <sup>3</sup>Requires Heavy-Duty Payload Package or Max. Trailer Tow Package.



TECHNICAL SPECIFICATIONS

POWERTRAINS

	3.7L Ti-VCT 4-Valve V6 FFV	5.0L Ti-VCT 4-Valve V8 FFV	3.5L Ti-VCT 4-Valve EcoBoost®	6.2L VCT 2-Valve V8
Configuration	DOHC	DOHC	DOHC	SOHC
Fuel injection	Sequential Electronic	Sequential Electronic	Direct Injection	Sequential Electronic
Engine control system	Electronic	Electronic	Electronic	Electronic
Induction system	Naturally aspirated	Naturally aspirated	Twin-turbocharged intercooled	Naturally aspirated
Battery	12-volt; 750-cca/ 78-amp-hr	12-volt; 750-cca/ 78-amp-hr	12-volt; 750-cca/ 78-amp-hr	12 volt; 750-cca/ 78-amp-hr
Cooling system	Pressurized series flow	Pressurized series flow	Pressurized series flow	Pressurized series flow
Cylinders	6	8	6	8
Cylinder head	Aluminum	Aluminum	Aluminum	Aluminum
Block material	Aluminum	Aluminum	Aluminum	Cast iron
Bore/Stroke	3.76"/3.45"	3.63"/3.65"	3.64"/3.45"	4.02"/3.74"
Compression ratio	10.5:1	10.5:1	10.0:1	9.8:1
Horsepower/rpm	302 @ 6,500	360 @ 5,500	365 @ 5,000	411 @ 5,500¹
Torque lb.-ft./rpm	278 @ 4,000	380 @ 4,250	420 @ 2,500	434 @ 4,500¹
Recommended fuel	Regular unleaded or E85	Regular unleaded or E85	Regular unleaded	Regular unleaded
Transmission	6-speed auto. with tow/haul	6-speed auto. with tow/haul	6-speed auto. with tow/haul	6-speed auto. with tow/haul
<b>2012 EPA-Estimated Fuel Economy</b>				
4x2 city	17 mpg	15 mpg	16 mpg	13 mpg
4x2 hwy	23 mpg	21 mpg	22 mpg	18 mpg
4x2 combined	19 mpg	17 mpg	18 mpg	14 mpg

MECHANICAL

<b>Front Suspension</b>	
Type	Coil-over-shock
Axle (rating @ ground)	3,150 lbs.–4,050 lbs.
<b>Rear Suspension</b>	
Type	Solid axle
Axle (rating @ ground)	3,500 lbs.–4,800 lbs.
<b>Steering</b>	
Assist	Electric power-assisted (n/a with 6.2L V8 engine) Hydraulic power-assisted (6.2L V8 engine only)
<b>Brakes</b>	
Type	4-wheel vented-disc ABS
Front (rotor diameter)	13.8"
Rear (rotor diameter)	13.7"

MAXIMUM PAYLOAD WEIGHT RATINGS (lbs.)

	Max. GVWR	Regular Cab 126.0" WB	145.0" WB	SuperCab 133.0" WB	145.0" WB	163.0" WB	SuperCrew 145.0" WB	157.0" WB
<b>3.7L V6 FFV 4x2</b>	6,450	1,710	—	—	—	—	—	—
	6,700	—	—	—	1,600	—	—	—
	6,750	—	1,930	—	—	—	—	—
	6,800	—	—	—	—	—	1,620	—
<b>5.0L V8 FFV 4x2</b>	6,650	1,810	—	—	—	—	—	—
	7,050	—	2,090	—	—	—	—	—
	7,100	—	—	—	1,870	—	1,790	1,700
	7,300	—	—	—	—	1,930	—	—
	8,200	—	3,120²	—	—	2,710²	—	2,620²
<b>3.5L EcoBoost 4x2</b>	7,050	—	2,060	—	1,790	—	—	—
	7,100	—	—	—	—	—	1,750	1,660
	7,300	—	—	—	—	1,920	—	—
	7,400	—	—	—	—	—	1,930³	—
	7,500	—	—	—	2,080³	—	—	—
<b>6.2L 2-Valve V8 4x2</b>	7,550	—	—	—	—	1,990³	—	2,000³
	8,200	—	3,100²	—	—	2,700²	—	2,620²
	7,250	—	—	—	—	—	1,410⁴	—
	7,400	—	—	—	—	—	1,730³	—
<b>3.7L V6 FFV 4x4</b>	7,550	—	—	—	—	—	—	1,810³
	6,650	1,670	—	—	—	—	—	—
	6,900	—	—	—	1,510	—	—	—
	6,950	—	1,900	—	—	—	—	—
<b>5.0L V8 FFV 4x4</b>	6,800	1,710	—	—	—	—	—	—
	7,250	—	2,060	—	—	—	—	—
	7,350	—	—	—	1,830	—	1,700	1,570
	7,450	—	—	—	—	1,770	—	—
	8,200	—	2,810²	—	—	2,400²	—	2,330²
<b>3.5L EcoBoost 4x4</b>	7,200	—	1,920	—	1,660	—	1,520	—
	7,350	—	—	—	—	—	—	1,560
	7,450	—	—	—	—	1,780	—	—
	7,650	—	—	—	—	—	1,900³	—
	7,700	—	—	—	2,000³	1,860³	—	1,840³
<b>6.2L 2-Valve V8 4x4</b>	8,200	—	2,810²	—	—	2,390²	—	2,310²
	7,000	—	—	920⁵	—	—	—	—
	7,300	—	—	—	—	—	1,020⁵	—
	7,350	—	—	—	—	—	1,300⁴	—
<b>6.2L VCT 2-Valve V8</b>	7,770	—	—	—	—	—	1,790³	1,660³

CONVENTIONAL TOWING — MAXIMUM LOADED TRAILER WEIGHT RATINGS (lbs.)

Engine	Axle Ratio	GCWR	Regular Cab				SuperCab				SuperCrew				
			126.0" WB 4x2	126.0" WB 4x4	145.0" WB 4x2	145.0" WB 4x4	133.0" WB 4x4	145.0" WB 4x2	145.0" WB 4x4	163.0" WB 4x2	163.0" WB 4x4	145.0" WB 4x2	145.0" WB 4x4	157.0" WB 4x2	157.0" WB 4x4
3.7L Ti-VCT 4-Valve V6 FFV	3.55	10,400 10,600	5,500 —	— —	5,600 —	— —	— —	— —	— —	— —	— —	— —	— —	— —	— —
	3.73	10,900 11,100	6,000 —	5,700 —	6,100 —	5,900 —	— —	5,800 —	5,500 —	— —	— —	5,700 —	— —	— —	— —
5.0L Ti-VCT 4-Valve V8 FFV	3.31	12,900 13,500	7,900 —	— —	8,400 —	— —	— —	8,100 —	— —	7,900 —	— —	8,000 —	— —	7,900 —	— —
	3.55	12,900	—	7,600	—	—	—	—	—	—	—	—	—	—	—
		13,300	8,300	—	—	—	—	—	—	—	—	—	—	—	—
		13,500	—	—	8,100	—	—	—	7,800	—	7,600	8,000	7,700	7,900	7,500
	14,900	—	—	9,800	—	—	—	9,500	—	9,300	—	—	—	—	—
6.2L VCT 2-Valve V8	3.73	13,300	—	8,000	—	—	—	—	—	—	—	—	—	—	—
		14,900	—	—	—	—	—	—	—	—	—	—	—	—	—
		15,100	—	—	9,700	—	—	—	9,400	—	9,200	9,400	9,300	9,300	9,100
		15,300	—	—	10,000 <sup>2</sup>	9,700 <sup>2</sup>	—	—	—	9,600 <sup>2</sup>	9,300 <sup>2</sup>	—	—	9,500 <sup>2</sup>	9,200 <sup>2</sup>
6.2L VCT 2-Valve V8	3.73	13,500 17,100	— —	— —	— —	— —	— —	— —	— —	— —	— —	7,500 <sup>4</sup> 11,300 <sup>3</sup>	7,300 <sup>4</sup> 11,100 <sup>3</sup>	— 11,200 <sup>3</sup>	— 10,900 <sup>3</sup>
	4.10	12,500 14,700	— —	— —	— —	— —	6,000 <sup>5</sup> —	— —	— —	— —	— —	— —	8,000 <sup>5</sup> —	— —	— —

¹6.2L horsepower and torque achieved with premium fuel. ²Heavy-Duty Payload Package only. ³Max. Trailer Tow Package only. ⁴Ford Harley-Davidson™ F-150 only. ⁵SVT RAPTOR only.



QUALITY, GREEN, SAFE AND SMART.

[ford.com](http://ford.com)

**New Vehicle Limited Warranty.** We want your Ford F-150 ownership experience to be the best it can be. Under this warranty, your new vehicle comes with 3-year/36,000-mile bumper-to-bumper coverage, 5-year/60,000-mile Powertrain Warranty coverage, 5-year/50,000-mile safety restraint coverage, and 5-year/unlimited-mile corrosion (perforation) coverage – all with no deductible. Please ask your Ford Dealer for a copy of this limited warranty. □ **Roadside Assistance.** Covers your vehicle for 5 years or 60,000 miles, so you have the security of knowing that help may be only a phone call away should you run out of fuel, lock yourself out of the vehicle or need towing. Your Ford Dealer can provide complete details on all of these advantages. □ **Ford Credit.** Get the ride you want. Whether you plan to lease or finance, you'll find the choices that are right for you at Ford Credit. Ask your Ford Dealer for details or check us out at [fordcredit.com](http://fordcredit.com). □ **Ford Extended Service Plan.** For a purchase or lease, the Ford Extended Service Plan (ESP) gives you "Peace-of-Mind" protection designed to cover key vehicle components and protect you from the cost of unexpected repairs. Ask your dealer for a Ford ESP, the only service contract backed exclusively by Ford and honored at all Ford Lincoln dealerships. □ **Insurance Services.** Get Ford Motor Company quality in your auto insurance. Our program offers industry-leading benefits and competitive rates. Call 1-877-367-3847, or visit us at [fordvip.com](http://fordvip.com) for a no-obligation quote. Insurance offered by American Road Services Company (in CA, American Road Insurance Agency), a licensed agency and subsidiary of Ford Motor Company. □ **Genuine Ford Accessories** will be warranted for whichever provides you the greatest benefit: 12 months or 12,000 miles (whichever occurs first), or the remainder of your Bumper-to-Bumper 3-year/36,000-mile New Vehicle Limited Warranty. Ford Licensed Accessories (FLA) are warranted by the accessory manufacturer's warranty. FLA are fully designed and developed by the accessory manufacturer and have not been designed or tested to Ford Motor Company engineering requirements. Contact your Ford Dealer for details and/or a copy of all limited warranties.

