

Bentley Motors Limited,
Pym's Lane, Crewe,
Cheshire, CW1 3PL, England
www.bentleymotors.com



BENTLEY


THE NEW CONTINENTAL GT SPEED
AND GT SPEED CONVERTIBLE



Contents.


INTRODUCTION	3
CONTINENTAL OF SPEED	8
CONTINENTAL OF SPEED CONVERTIBLE	14
PERFORMANCE	26
INTERIOR	36
IN-CAR TECHNOLOGY	51
INDIVIDUALITY	54
MULLINER SPECIFICATIONS	77
DESIGNERS' CHOICE	80
ACCESSORIES	94
THE ENTIRE COLLECTION	96
ORNAMENT	98
SPECIFICATION AND OPTIONS	100

625 PS. Command absolute power.





INTRODUCTION



Thrill of the dark.

[illegible]

a critical factor, while the engine note that emerges from them is deeper and more complex. First, noise speed/radius/size/scene is not a cabin that is a sensibly defined or perceived performance. Specifying the intricate craftsmanship of the Miller Driving Experience (page 77) opens up the banner and the theme continues. With a black ink, multi-visual, visual, due to the new 0.675 W12 speed engine. Even the suspension, lowered by 10mm, adds to the impact. Each design feature, taken individually, is a subtle one, yet the overall effect is dramatic; lower, darker, more menacing. And the engine, stamped 'B', has above the dark, flat, matt grille. Black, of course.







Speed in its purest form.



In the beginning was the open road. Bentley's long line of grand tourers has always been defined by its ability to deliver the ultimate driving experience. The latest in this lineage is the Continental GT Speed, a car that is as much a work of art as it is a machine. It is a car that is designed to be driven, not just to be seen. It is a car that is built to last, to endure the test of time and to provide a driving experience that is truly unforgettable. The Continental GT Speed is a car that is built to be driven, not just to be seen. It is a car that is built to last, to endure the test of time and to provide a driving experience that is truly unforgettable.





CONTINENTAL GT SPEED CONVERTIBLE

Open brief.

Designating a convertible is one of the toughest jobs in automotive world. That's because it's two cars in one. To create a beautiful open-rover requires muscle, sweating the details without losing sight of the car's overall character. Bentley's GT Speed, creating a sound once people think integrates smoothly with the bodywork. The chassis engineers face several challenges too. The Bentley Continental GT Speed Convertible, like all Bentleys, has a low center of gravity. It's designed for high performance and thus requires immense structural rigidity to give the best possible combination of ride, handling and response. Fortunately, Bentley has an exceptional record when it comes to convertibles, and the GT Speed is no exception.

Convertible is the latest, fastest and most thoughtfully-tuned Bentley ever. Its sleek, aerodynamic exterior features refinement and acoustic insulation. Exhaustively tested, every Bentley, even in conditions over -30°C or more; no other supercar can maintain drive run out of the car, it also stays cool. By creating two cars in one, Bentley may have created all the high performance cars you'll ever need.

When less is more.

CONTINENTAL GT SPEED CONVERTIBLE

With its feather-like fabric hood in place, the Continental GT Speed Convertible has the profile of a high-performance Bentley coupe. Yet once the hood is lowered away, no latching points or fabric are visible beneath the powered tonneau cover, leaving the eye to survey a smooth, uninterrupted sweep of bodywork.

In this form the strong, clean proportions of the latest Bentley Continental GT are even more apparent. The car will easily house a Bentley Continental GT Speed Convertible, its sleek lines and elegant proportions be undisturbed by the presence of the tonneau cover. With its hood down, the car's lines are as clean as when it was first designed. The result is a car that is as elegant as it is powerful, a car that is as graceful as it is fast.

of tension and muscularity. The taut, lower suspension and wider 21" wheels accentuate the wide, low and poised stance, while the dark tint grille and air intakes emphasise the sporting focus of the Speed models. Further adornment is unnecessary – the gentle lip on the double-horseshoe bonnet generates all the character the GT Speed Convertible needs, even at over 200mph.

The hooded design of the Continental GT Speed Convertible, with its elegant proportions and clean lines, is a testament to the timeless design of the Continental GT. The car's design is as timeless as the Bentley brand itself, and it is this timeless design that makes the Continental GT Speed Convertible a car that is as elegant as it is powerful, a car that is as graceful as it is fast.



18



CONTINENTAL GT SPEED CONVERTIBLE



Drive the Continental GT Speed Convertible with the hood down and a new dimension is revealed. The open air. You become conscious of the smooth power of the Bentley pushing the air aside while you sit protected in a pocket of calm inside the cockpit. Enter an avenue of tree-lined shade and you'll sense the drop in temperature around the car. Notice clouds swooping overhead and you'll feel the breeze on your face. You'll enjoy another kind of rock concert as the Bentley's roar echoes through the canyon. You'll feel the power of the Bentley's 6.0 litre W12 engine. But with all these thrills and a money-proof fabric roof that takes just 25 seconds to erect (even when travelling at up to 20 miles an hour), rain definitely won't stop play.




A top-down view of a red sports car, showing the interior seats and dashboard. The car has a sleek, aerodynamic design with a prominent front grille and large headlights. The interior features two seats with a black and red color scheme, and a central console. The dashboard is visible through the windshield, showing a modern, minimalist design. The car is positioned on a light-colored surface, and the background is a solid light blue.

Continental GT Speed Convertible with Mulliner Driving Specification shown in Orange Flame exterior paint with a recommended interior specification of Piano Black veneer, contrast stitching, main hide in Newmarket Tan and secondary hide in Beluga. The carpets, seat belts and headlining are in Beluga whilst the exterior hood is recommended in Black.



CONTINENTAL GT SPEED CONVERTIBLE





PERFORMANCE

625 horses. Harnessed.


With peak power of 625PS or 616 horsepower, the new Continental GT Speed and GT Speed Convertible stand at the pinnacle of the Bentley Continental stable. For the coupe, a full throttle standing start sees 0-100mph in just 4.0 seconds, 0-125 in 5.5 seconds and 0-150 in 7.5 seconds. The Continental GT Speed Convertible is 208 miles an hour. The Continental GT Speed Convertible is equally impressive, reaching 60mph in 4.1 seconds with a top

speed of 202mph. Yet Bentley's engineering team has ensured that the new GT Speed W12 engine and powertrain is more responsive in low speed driving than its Speed predecessor, and just as fuel-efficient as the new W12 Continental GT. The lowered suspension accentuates the ride-the-road sensation and provides a more composed, powerful and assured transmission and careful refinement of the tubeshare settings have seen an overall improvement of 1.5% in fuel economy, with performance in every sense.

*Coupe model

PERFORMANCE


The pursuit of power.



If you want to know how it feels to drive one of the Continental Speed models, you'll find a clue in the torque curve. In the Speed state of tune, power output of Bentley's 6 litre engine rises to an impressive 653PS at 6000rpm, but peak torque – a mighty 800Nm – is reached at just 1750 and continues all the way through to 4000rpm. In practice, that means that at virtually any engine speed between 1500 and 3500 you can press the throttle and feel the power surge. And it's not just the torque that makes the Bentley with the 6 litre engine a superb performer. The 6 litre engine has a high red line of 6500rpm, and its spinning exhaust note urging you on as the revs rise. The engine's eager responsiveness has been enhanced by the latest engineering refinements to the turbocharger, and by the adoption of the latest MBZ engine management system. The same refinements have also made the Bentley's throttle a true precision instrument, directing a powertrain that's both responsive at low speeds and off the line. It is precisely controllable at all speeds from two to 200+mph.

And there's more to the 6 litre engine, both for its performance and for its refinement. Bentley's 6 litre engine has a two-cam and Va engine timing system. Based on a 120 degree crankshaft, it delivers the refinement and power of a twelve-cylinder engine within the compact dimensions of a conventional V8. Fed by nine turbochargers, its power driven through Bentley's new eight-speed transmission to all four wheels, the W12 Speed specification offers a full spectrum of performance from whisper-quiet cruise to startling, full-throttle acceleration. Remarkably, it also delivers lower emissions and better fuel economy than its predecessor, making the figure achieved by the 525PS Continental Speed a truly remarkable point in the evolution of Bentley's engines. And it's a truly remarkable car for the GT Speed and GT Speed Convertible. Better still, they haven't compromised refinement or efficiency along the way.





PERFORMANCE

*Bentley's new
eight-speed transmission.
A change for the better.*

As you take the switchbacks of a mountain pass in your Continental GT Speed, the new eight-speed transmission that keeps the exhaust note at an exhilarating and sustained pitch, it's interesting to reflect that the transmission may also be saving you a diversion to a fuel station. That's because the eight-speed transmission of the Continental Speed models delivers both faster acceleration and improved fuel efficiency, with a commensurate reduction in CO₂ emissions and increased efficiency. It makes a fast car even faster, cutting acceleration times by ensuring that the engine is always at the ideal rpm for peak torque delivery. The new transmission's faster, smoother gear changes are perfectly matched to the characteristics of the W12 engine, and are specifically programmed in the Speed model to hold intermediate gears for longer, emphasising the high-revving character of the engine's powerband.


As with every Bentley Continental, the GT Speed's new gearbox delivers the engine's power to all four wheels. Torque is biased toward the rear in 100:40 ratio, rewarding the enthusiast with perfect cornering balance and providing reassuring grip at all times and in all weathers.

The Speed chassis tune: The low-down.

It isn't the smallest of the family, but the Speed doesn't sound much. It's roughly the width of your smallest finger. Yet by bringing the Speed models just 10mm closer to the ground, Bentley's chassis engineering team laid the foundation for an even sportier driving experience. To do so, they changed the springs, dampers and roll bars and suspension geometry. They also changed the steering rack, the Servotronic steering system, the Servotronic steering assist and the Servotronic steering plays an essential role in feeding response and grip back to the driver, the Servotronic steering has also been recalibrated for the Speed specification. You might expect the ride to be a little less absorbent as a result of the lower, more sport-oriented settings, but the effect has been carefully mitigated by recalibrating the Servotronic steering system. The result is a more sporty ride, one, yet taken as a whole, the chassis revisions are perfectly attuned to the additional power and responsiveness of the 645PS W12 engine. If you demand razor-sharp steering response, agile cornering and a firm yet supple ride, the Continental GT Speed or GT1 Speed Convertible will feel as if engineered with you in mind. It's an exhilarating combination of power and precision for drivers who desire to compromise.



0-60 mph in 4.1 seconds. You'll catch the sun.




INTERIOR

*Superior performance.
Grand Tourer comfort.*

The Continental GT Speed may be the fastest, most powerful sports car in the world, but it's also the most comfortable. Because that's how it's designed to enjoy its performance. The GT Speed is built to deliver the degree of support and softness, with twisting as the wheels turn, that's more on par with comfort seats with memory foam than a sports car. The hand-drawn racing wheel is padded with firm seats to hold you in longer journeys, more support and responsiveness with the GT Speed's more grand-tourer chassis. The GT Speed's interior is a place of calm, quiet, and confidence. It's a place where you can enjoy the thrill of the road in long, not in short, bursts. And the GT Speed's interior is a place where you can enjoy the thrill of the road in long, not in short, bursts. And the GT Speed's interior is a place where you can enjoy the thrill of the road in long, not in short, bursts.





2

INTERIOR



INTERIOR

INTERIOR

Enduring comfort.



The Bentley Speed Six open tourer that Woolf Barnato and Glen Kidson drove non-stop for 1,381 miles at an average of 75 mph in 1924 had more than 100 years of luxury and performance. The only car with a combination of these two qualities was the Bentley Continental GT Speed Convertible. It was, however, the dominant high performance machine of its day, evidenced by the fact that Barnato and Kidson's epic drive won them - and Bentley - the 1930 Le Mans 24 Hour race.

Bentley's latest Speed open-toppers carry different positions. Those with a sleek, sophisticated in diamond quilted leather are

welcoming, yet superbly supportive. Switch on the neck warmer feature and a discreet vent in the seat just below the headrest provides a cool breeze. The leather is hand-stitched and finished with a choice of three color variations. The seat also features a lap counter, modified from a billiard table scoring device, which includes two lumbar and ten surface cells, gently breathes your back and thigh muscles to keep you alert and relaxed as you drive. Should you and a companion wish to emulate Barnato and Kidson, a Continental GT Speed Convertible will accomplish



Bring your passion for speed into the open.





INTERIOR


Enjoy a breath of fresh air. Without a chill wind.



The Continental Speed models were designed to provide supreme comfort for driver and passenger. The seat's surface feels soft and yielding for an immediate sensation of comfort, yet there's a firmer, more supportive feel when you're in motion.

And for those cool summer evenings or crisp spring mornings, the GT Speed Continental offers a further refinement to enjoy. The seat's surface is perforated to allow for a constant flow of air, and excess heat is drawn out of the seat backrest by silent-running fans, allowing you to enjoy hood-down summer motoring in the Continental GT Speed Convertible while remaining cool. This option is paired with a new seat massage system, including two lumbar massage cells and ten surface massage cells, for an invigorating massage that extends right down the back to keep you alert and relaxed as you drive.

51



INDIVIDUALITY

Speed. How do you see it?

When you order a Bentley, you set in train a unique process. The dramatic lines of your Continental GT Speed will be finished in hand-applied paint. The leather of your interior will be hand-stitched. Each Bentley is a masterpiece of craftsmanship. Handmade by individual artisans of like-of-kind materials and upholstery stitching will make it a limited edition of one. Each Bentley GT Speed, whether coupe or convertible, is the result of a remarkable partnership - between Crewe's craftsmanship and your vision.






St James' Red



Havana



Glacier White



White Sand




Dark Cashmere

A rich, warm, and versatile color that has the versatility to work well in both a sophisticated and elegant way, and also has an executive and contemporary character.




Moonbeam




Hallmark



Granite



Cumbrian Green



Midnight Emerald



Meteor



Silverble




Thunder




Blue Crystal



Dark Sapphire



Onyx



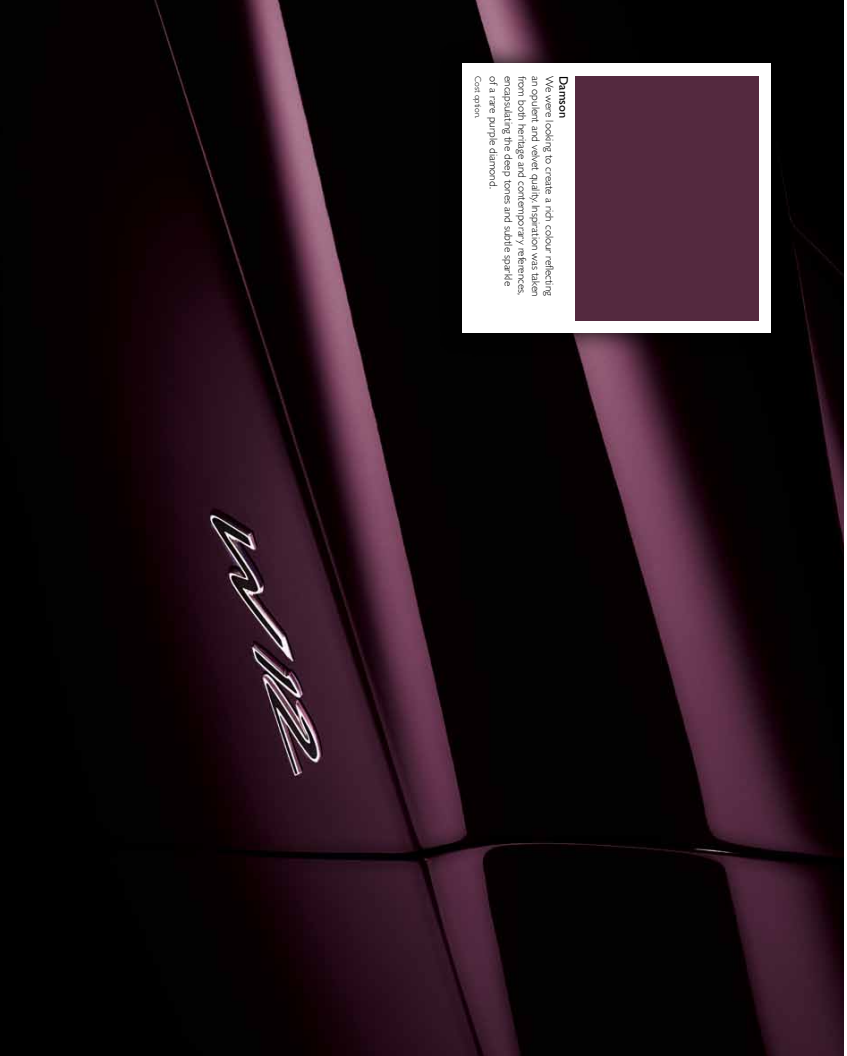
Belluga

Please note, the colours reproduced are for representation purposes only and therefore vary slightly from the actual vehicle.

Core colour palette.

Bentley's celebrated mirror finish is available in a choice of 17 different standard colours, including the latest additions, Meteor and Dark Cashmere. All the shades in the core palette were chosen by the Bentley design team to complement the performance-focused style of the GT Speed and GT Speed Convertible.

INDIVIDUALITY



INDIVIDUALITY

Extended colour palette.



As well as the seventeen exterior paint finishes in the core colour palette that our designers have selected for the Continental GT, the vibrant Magenta finishes were selected for the photography shoot. A new finish, Damon, also joins the extended range, showing you almost 100 optional finishes, including solid, metallic, pearlescent and satin-finish paints. The inspired Sequin Blue and the vibrant Magenta finishes were selected for the photography shoot. A new finish, Damon, also joins the extended range, showing you almost 100 optional finishes, including solid, metallic,



A colour to set your heart racing.

One of the advantages of choosing a Bentley is that further personalisation is attainable. If you have a specific colour requirement that is not covered by the total colour palette of over 100 shades, Bentley's paint specialists are able to match any shade you desire and reproduce it upon the interior, finish and exterior of your Bentley. A personal touch that is a true memento of a motor racing hero? They'll be happy to create a shade as unique as your memories.





Good colours.

Contrast or harmonise! Bentley's range of hood colours offers you the choice of contrasting with the colour of your Continental GT Speed Convertible. Your Bentley dealer representative will be happy to demonstrate the recommended colour matches.



INDIVIDUALITY



INDIVIDUALITY

Wheel options.



21" TEN TWIN-SPOKE SPEED WHEEL
(shown in Silver Painted finish)



21" TEN TWIN-SPOKE SPEED WHEEL
(shown in Dark Tire finish as a cost option)


The 21" ten twin-spoke alloy wheel has been carefully developed by the Bentley design team to accentuate the sporting focus of the Continental GT Speed models, and is available in both silver painted and dark tire finishes, with the latter as a cost option, for all-weather capability, winter compound tyres are available from your Bentley dealership.

Enjoy a spin in a Bentley.

With its identifying goldlines, precisely positioned rivets, engineered-in aluminum—also known as "stirred, spun," and "noble" aluminum—with Bentley's speed six, this is a noble assemblage of Old Number One—the "spotted six" that won two Le Mans 24 Hour races—is made of it. It boasts the sturdy, no-nonsense worksheds and tank that guided World Burano and The Bishop to victory in 1939, and Burmans with Grand Nelson in the following years. With such a pedigree it's natural that Bentley offers two engine spin options for the interior—one in Bright Tin Aluminum and the other, unique to the Continental GT Speed models in Dark Tin Aluminum, is constructed with the perfect combination of aluminum and carbon fiber.

Accuracy may not quite come to reflect a more recent Bentley Le Mans success by choosing the Carbon Fiber option for just fascia or trunk, not console and centre console; its sun finish, especially developed to conduct unwelcome reflections. With these new options and the full complement of Bentley's virtues to choose from, the spinning intent of your Continental GT Speed can also find its true nature in the cockpit.

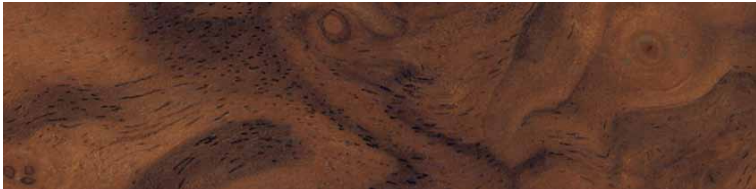




Chestnut (Cost option)



Tano Ash (Cost option)



Burr Walnut




Madonna (Cost option)



Dark Fiddleback Eucalyptus



Dark Stained Burr Walnut



Piano Black



Carbon Fibre (Cost option)



Dark Tint Aluminium (Cost option)



Bright Tint Aluminium (Cost option)

Please note, the colours reproduced are for representation purposes only and deviate very slightly from the actual vehicle.



INDIVIDUALITY

The touch of hand-craftsmanship.



Diamond quilting

Duo tone seat

Embossery

When you drive a Bentley, leather provides the tactile connection between your hands and the high-performance grand tourer at your command. Leather also covers the seats, supporting you securely while hand controlling the car. Bentley leather is hand-stitched, covered with hand-stitched leather produced using a special, traditional tanning process. The steering wheel cover alone takes up to fifteen hours of careful work, creating consistent tension across the hide and achieving perfectly uniform stitching. The leather is covered with a special, traditional tanning process. Seventeen different hide colours are available, with the choice of single or two-colour hide upholstery. And after you have made your choice of primary and secondary hide colours, there's the hand-stitching to consider. Choose contrast stitching, and a contrasting colour will be used for the stitching on the seat, doors, rear quarter panel, and the steering wheel. For the ultimate in hand-craftsmanship, you can choose hand cross-stitching on all four seats and outer armrests. From steering wheel to gear lever, seat and armrest, every soft-touch piece of the Bentley is covered with solid, hand-stitched leather. No wonder no other car feels quite like a Bentley.

Danson	
Burnt Oak	
Dark Bourbon	
Saddle	
Newmarket Tan	
Fringew	
Hotspur	
Saffron (Pean hide only)	
Magolia (Pean hide only)	
Linen (Pean hide only)	
Breeze (Pean hide only)	
Portland (Pean hide only)	
Cumbrian Green	
Porpoise	
Imperial Blue	
Brunel	
Beluga	

SEAT BELT COLOURS

Damson		
Burnt Oak		
Dark Bourbon		
Saddle		
Newmarket Tan		
Fraglow		
Saffron		
Magnolia		
Linen		
Portland		
Breeze		
Cumbrian Green		
Porpoise		
Imperial Blue		
Brunel		
Beluga		

INDIVIDUALITY

Seat belt, headlining and carpet options.

Some might consider it excessive to offer a choice of seat belt, headlining and carpet as extensive as Bentley's range of titles. But not people don't work at Crewe, home of Bentley Motors, here we understand that perfection resides as much in the details as in the broad brush strokes. So whether you want your seat belts to match the main hide or the secondary upholstery, or you prefer a more understated binding of single colour, your chosen Continental Speed model will be crafted to your specifications. Perfect, in every detail.



HEADLINING COLOURS

Saddle	
Saffron	
Magnolia	
Light Gray	
Gray	
Breeze	
Light Green	
Blue	
Beluga	

CARPET COLOURS

Damson	
Burnt Oak	
Dark Bourbon	
Saddle	
Newmarket Tan	
Fraglow	
Holspur	
Saffron	
Magnolia	
Linen	
Portland	
Breeze	
Cumbrian Green	
Porpoise	
Imperial Blue	
Brunel	
Beluga	

Please note, the colours reproduced are for reference only and may vary slightly from the actual carpet.




MULLINER DRIVING SPECIFICATION

The exceptional comes as standard.



The name Mulliner has been associated with some of the greatest Bentleys of all time, including the iconic 'R' Type Continental of 1925, whose elegant, aerodynamic coachwork first took shape in the Mulliner workshops. So it's appropriate that the Bentley Continental GT is named after the workshop that has been responsible for the car's exceptional finish ever since. And even today, the Bentley Continental GT is built to the same standards with the Mulliner Driving Specification. The seats are upholstered in diamond-quilted leather, a traditional feature of the most sporting Bentleys. Indented leather headlining

*Designed for Speed.
Crafted by Mulliner.*



Mulliner offers the opportunity to add further individuality to the Continental GT Speed or GT Speed Convertible, with the reassurance that all Mulliner components are designed, engineered and tested to Bentley standards. Giving extra emphasis to the high-performance focus of the GT Speed models, the Mulliner Styling Specification introduces monogrammed black carbon fibre for the side sill extension blades, rear bumper diffuser, front bumper lower splitter and front bumper lower grille stripes. These components, together with the optional carbon fibre door mirror covers and rear spoiler* that accompany them have proved their worth at speeds well in excess of 180mph, while the optional 21" Elegant alloy wheels in black provide the perfect complement to the package.

*Rear spoiler for GT Speed coupe only.

DESIGNERS' CHOICE

Commission a masterpiece.



Bentley's Continental GT Speed and GT Speed Convertible offer free rein for your vision, with a near-infinite choice of exterior finishes, hide colours, interior colour options, veneers and trim. If you would like to give the interior a contemporary ambience, you might select straight-grained Fiddleback, Eucalyptus, which is offered along with six other wood veneers and Bright Tint Aluminium. For a more performance-focused interior, you might opt for the Dark Tint Aluminium. Or you can choose either for the fascia and across the full interior. And exclusively for the Continental GT Speed models, Bentley offers Dark Tint Aluminium,

which echoes the design theme of the exterior's dark-tint grille. As with Bright Tint Aluminium, Dark Tint Aluminium features an extensive spin finish, inspired by the early Bentley Le Mans racers. There's a wealth of choice, and your Bentley dealer representative will be happy to guide you through it. Alternatively, Bentley's designers have put together a number of recommended specifications for your inspiration, which you'll find on the next page. Or, if you prefer, you can visit bentley.com/chooseyourbentley on your smartphone or tablet device, or tablet device, you can browse through further recommended specifications.



CONTINENTAL GT SPEED



CONTINENTAL GT SPEED CONVERTIBLE






Blue Flame.

The inspired Saddle Blue exterior finish of the GT Speed provides a striking contrast to the dark interior. The interior of Saddle Blue and Dark Tint Aluminium creates an impression of elegant, contemporary and confident style. The single-tone interior is given an extra dimension by the Lion contrast stitching that showcases Crewe's hand-craftsmanship.



DESIGNER'S CHOICE - CAR SPECIFICATION AS FEATURED IN THIS BOOK





Magenta magic.

The unashamedly extrovert Magenta exterior finish of the Continental GT is perfectly balanced by the understated elegance of the interior. This bespoke interior specification specifically the dark-chrome grille, Dark Grey Metallic hood and 21" alloy wheels of the Speed specification. Inside, the colour roles are reversed: the powerful effect of single-colour Beluga Hide and Dark Stained Burr Walnut veneer along the centre console is framed by the Magma Grey leather upholstery. With the fascia set finished in Bright Trim Aluminium.



DESIGNERS' CHOICE - CAR SPECIFICATION AS FEATURED IN THIS BOOK

Reference Magenta	
Hood Grey Pearl	
Veneer Dark Burr Walnut	
Face Trim Aluminium	
Hide I Beluga	
Cape Beluga	
Seat Belt Beluga	



Force of darkness.

This special-based combination of Anthracite exterior with Piano Black and Beige options, Dark Tinted Windows and Piano Black trim creates an uncompromisingly sporty specification. The effect has the high-tech charisma of a pair of *sauz les Bentley* also performance-focused design in every detail.



DESIGNERS' CHOICE



Flintwork Antique	Verde Piano Black	Piano Black Aluminium	Hide 1 Brown	Hide 2 Brown	Carp Brown	Scat Black Brown
----------------------	----------------------	-----------------------------	-----------------	-----------------	---------------	---------------------



Pure performance.

The essence of Continental with the GT Speed alloy wheels and dark leather upholstery with a quilted diamond pattern. Inside, the combination of Linton and Heston hides with Bright Tone Aluminium and Piano Black trim creates a light and fresh ambience with a sophisticated twist.



DESIGNERS' CHOICE



Pantheon	
Continental White	
Veneer	
Piano Black	
Bright Tone Aluminium	
Hide 1	
Linton	
Hide 2	
Heston	
Carpet	
Heston	
Seat Belt	
Reynolds	



*Powerful
understatement.*

The elegantly understated lines of the Continental GT Sport are a testament to the timeless design of Bentley. The car's exterior is finished in a soft, sensuous sheen. Dark tint 21" twin-spoke wheels continue the theme of discreet assurance, while the interior combines Purpise and Beluga hide with motorport-inspired Carbon fibre trim.



DESIGNERS' CHOICE



Panoramic Sunroof	Black	Hood Grey	Carbon fibre	Carbon fibre	Carbon fibre	Carbon fibre	Carbon fibre	Carbon fibre	Carbon fibre
Carbon fibre	Carbon fibre	Carbon fibre	Carbon fibre	Carbon fibre	Carbon fibre	Carbon fibre	Carbon fibre	Carbon fibre	Carbon fibre



Rhapsody in blue.

Reflecting the blue skies of a Mediterranean summer, the new Bentley Continental GT Rhapsody in Blue. The Meteor exterior finish is carried through to the carpets, seatbelts and secondary hide of the interior, which are specified in Imperial Blue. Adding a contrasting touch of warmth is the main hide colour, Newmarket Tan wood veneer in Dark Fiddleback. Rhapsody gives the interior a clean, contemporary ambience.


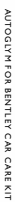


DESIGNERS' CHOICE



Paintwork Rearview	Hide Blue	Veneer Fiddleback Rhapsody	Paint Fiddleback Rhapsody	Hide 1 Leather Tan	Hide 2 Imperial Blue	Carpets Imperial Blue	Seat Belts Imperial Blue
-----------------------	--------------	----------------------------------	---------------------------------	--------------------------	-------------------------	--------------------------	-----------------------------

Please contact your Bentley dealer representative for details of the full accessories range.





CASHMERE THROW
NAVY/GREY



DENTS GENTS CARRETTA GLOVES
TAN/BLACK



CASHMERE CAR SILHOUETTE SCARF
BLUE/NAVY



BENTLEY GOLF UMBRELLA



OIL CAR CUFFLINKS



BENTLEY CAR KEY USB 8GB



BRAKE PEDAL CUFFLINKS

The Bentley Collection.

The Bentley wings convey an assurance of quality, craftsmanship and design integrity, whether they're seen on the radiator grille of a Continental GT Speed Convertible or embossed upon a key case. The Bentley Collection offers the exclusivity you would expect of the winged 'B' and was created with the assistance of Bentley's master craftsmen. From the playful 'Hinkie pedal' thoughtfully chosen accessories, from the playful 'Hinkie pedal' and 'oil filter' cufflinks to the beautifully-crafted and distinctive 'Old Number 2' leather weekend bag. Practical items such as the Bentley golf umbrella or car key USB stick make welcome gifts for family and friends, while luxurious items such as the cashmere throw, silhouette scarf and driving gloves will provide lasting pleasure for old owners.

For the Collection, visit www.bentleycollection.com or ask your Bentley dealer representative for a brochure.



CASHMERE CAR SILHOUETTE SCARF
GREY/DARK GREY




CAR KEY CASE



CLASSIC WEEKENDER 2 BAG

OWNERSHIP



Speed. With endurance.



Precision engineering and meticulous hand-craftsmanship doesn't date, nor does it become obsolete. A Bentley is not simply a fast car; it is built to endure, too.

refinement and comfort will continue to do so for years to come. Today's Bentleys are tested to greater extremes of endurance than ever before, from Arctic blizzards at -30°C to the hottest deserts in mid-summer. Such care is your guarantee that your Bentley will exhilarate and delight you throughout your ownership; a lasting pleasure, from a marque renowned for endurance.

Optional specification

CONVENIENCE

[illegible]



Bentley Motors Limited acknowledges the rights of others in the names
Bulldog, Bluebird, P4, 1200 Nine and Spyro which are registered trademarks of their respective owners.
Please driver's license courtesy of Brown in some images.
The names Bentley, Mulliner and the B wing device are registered trademarks of Bentley Motors Limited.
© 2003 Bentley Motors Limited. Printed in England.

