

Go Further



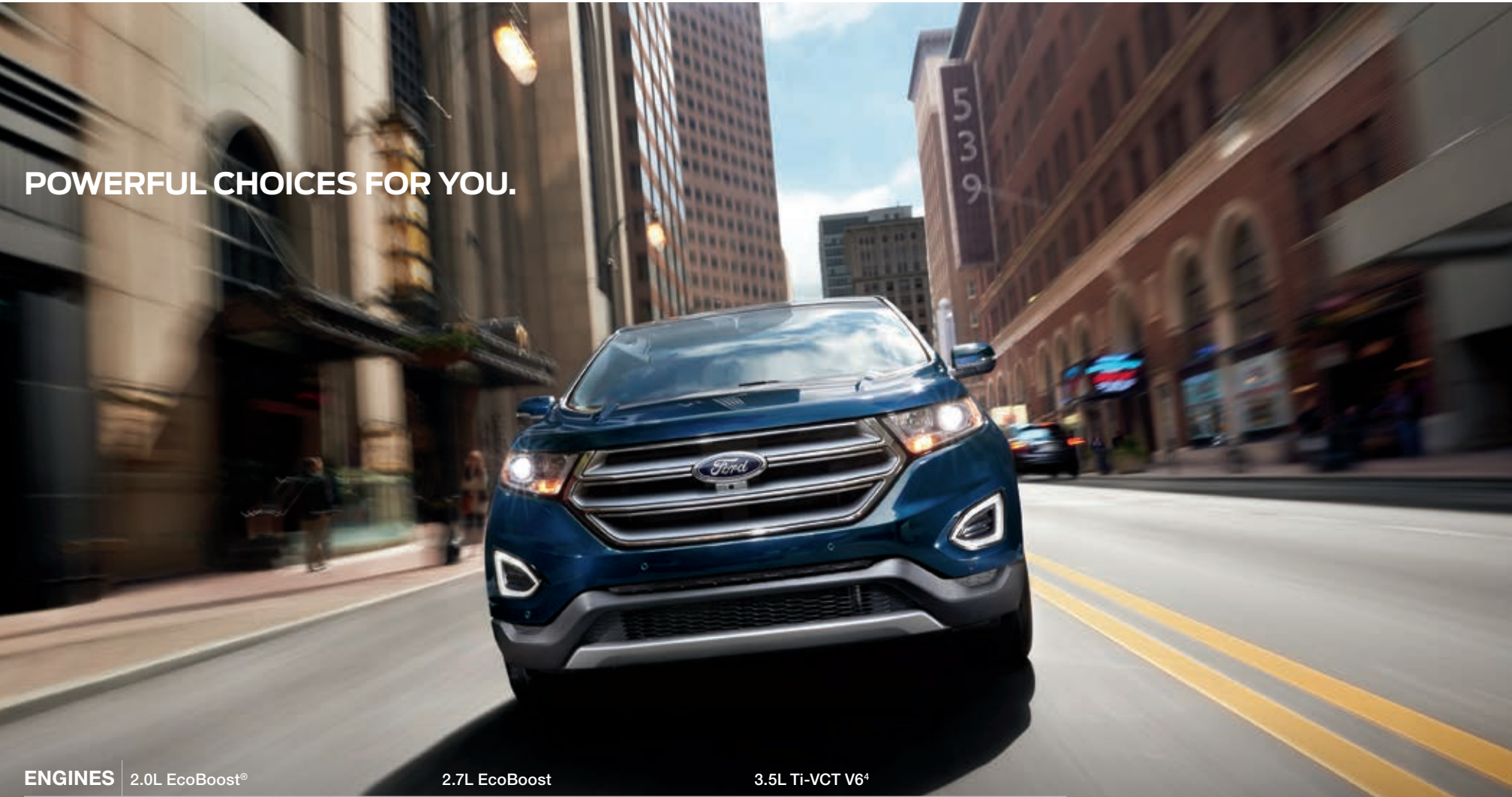
2017  
**EDGE**





**MASTER THE MOMENTS.** Your daily commute. A night on the town. Weekend road trips. With Ford Edge, you've got the responsive power and advanced technology to make it all work for you. The experiences continually change. What really matters is the confidence to go, as well as the memory-making connections shared along the way. Life is a Sport. We are the Utility. Be Unstoppable. The 2017 Ford Edge.





POWERFUL CHOICES FOR YOU.

## ENGINES

### 2.0L EcoBoost®

245 horsepower.<sup>1</sup> 275 lb.-ft. of torque.<sup>1</sup> This twin-scroll turbocharged, direct-injection engine, standard on SE, SEL and Titanium, has robust low-end torque and virtually no turbo lag. Paddle-shift technology enhances the driving fun on all Edge models.

*EPA-estimated rating:  
21 city/29 hwy/24 combined mpg,<sup>2</sup> FWD  
with Auto-Start Stop Technology*

### 2.7L EcoBoost

315 horsepower.<sup>1</sup> 350 lb.-ft. of torque.<sup>1</sup> Standard on Edge Sport, this dynamic engine offers best-in-class<sup>3</sup> gas V6 hp and torque. Control its twin-turbocharged, direct-injection power via your fingertips, thanks to racing-style paddle shifters.

*EPA-estimated rating:  
17 city/24 hwy/20 combined mpg,<sup>2</sup> AWD*

### 3.5L Ti-VCT V6<sup>4</sup>

280 horsepower. 250 lb.-ft. of torque. Twin independent variable camshaft timing (Ti-VCT) helps the 3.5L V6 engine deliver robust horsepower without sacrificing efficiency. By allowing intake and exhaust valves to adjust independently for precise valve timing control, Ti-VCT helps optimize performance on every drive. This proven performer is available on SEL and Titanium.

*EPA-estimated rating:  
17 city/26 hwy/20 combined mpg,<sup>2</sup> FWD*

## AUTO START-STOP TECHNOLOGY<sup>4</sup>

helps reduce fuel consumption and vehicle emissions during stop-and-go city driving. The system can shut off the engine when you come to a complete stop, and seamlessly restart it when you release the brake pedal.



## LIFE ON THE EDGE.



Undeniably athletic, Edge asserts its presence with a striking stance across its lineup. Experience luxurious accommodations for 5, paired with a smooth, quiet ride and precise handling. Plus, driver-assist technologies<sup>1</sup> help heighten its prowess – and yours.

The performance-oriented Edge Sport, with its distinctive look, provides exceptional road-handling capability with a uniquely sport-tuned, 4-wheel independent suspension. Standard all-wheel drive (AWD) delivers enhanced handling and maximized traction. Edge Sport. Dressed and always ready to play.







### SYNC 3

In addition to all the voice-activated benefits of SYNC®<sup>1</sup> – placing and answering calls, and controlling music from your devices – you'll love the easy-to-use interface of SYNC 3.<sup>2</sup> An 8" color LCD screen displays phone, audio and navigation<sup>2</sup> features. Enhanced voice recognition lets you give simple commands. A capacitive touchscreen includes a convenient swipe feature, as well as pinch-to-zoom functionality within navigation.<sup>2</sup> SYNC 3 also brings you the options of Apple CarPlay™<sup>3</sup> and Android Auto™.<sup>4</sup>

### Voice-Activated Navigation System<sup>2</sup>

Includes a 5-year complimentary trial subscription to SiriusXM® Traffic and Travel Link® services.<sup>5</sup> Global Positioning System (GPS) technology is combined with available 3-D mapping and provides voice-guided turn-by-turn directions. You'll get detailed traffic information, plus current and forecasted weather and fuel station locations and prices.

### SYNC AppLink

Use your voice to control some of your favorite compatible mobile apps (like Pandora® and iHeartAuto), thanks to standard SYNC AppLink.<sup>6</sup>

### Siri Seamless Integration

Bring the power of Siri® into Edge with Siri Eyes Free,<sup>7</sup> your paired iPhone® and a long press of the voice-recognition button on the steering wheel.

### Automatic Updates Over Wi-Fi

Keep SYNC 3 current with the latest software as new updates become available.<sup>8</sup> All you need is a Wi-Fi® connection.

2017 Ford Edge | ford.com

<sup>1</sup>Don't drive while distracted. Use voice-operated systems when possible; don't use handheld devices while driving. Some features may be locked out while the vehicle is in gear. Not all features are compatible with all phones. Message and data rates may apply. <sup>2</sup>Available feature. <sup>3</sup>Requires phone with compatible version of Apple iOS and active data service. SYNC does not control Apple CarPlay while in use. Apple is solely responsible for their functionality. Message and data rates may apply. <sup>4</sup>Requires phone with compatible version of Android Auto and active data service. SYNC does not control Android Auto while in use. Google and other third parties are responsible for their respective functionality. Message and data rates may apply. <sup>5</sup>SiriusXM audio and data services each require a subscription sold separately, or as a package, by SiriusXM Radio Inc. If you decide to continue service after your trial, the subscription plan you choose will automatically renew thereafter and you will be charged according to your chosen payment method at then-current rates. Fees and taxes apply. To cancel you must call SiriusXM at 1-866-635-2349. See SiriusXM Customer Agreement for complete terms at [www.siriusxm.com](http://www.siriusxm.com). All fees and programming subject to change. Trial subscriptions not available in AK and HI. <sup>6</sup>SYNC AppLink is available on select models and compatible with select smartphone platforms and requires any compatible apps to be installed and running on a capable smartphone while connected to SYNC. Commands may vary by phone and AppLink software. Message and data rates may apply. <sup>7</sup>Requires SYNC 3. <sup>8</sup>Optional Navigation System map updates cannot be received via Wi-Fi and require a separate update.







**SOPHISTICATION AND CRAFTSMANSHIP COME TOGETHER HERE.** No matter your destination or traveling companions, the 2017 Ford Edge is designed to indulge, pamper and please. Its finely crafted interior offers you a heated steering wheel,<sup>1</sup> 10-way power heated and cooled front seats,<sup>1</sup> and the assurance that you arrive comfortably in control – whether you're the driver or a passenger.

To keep everyone entertained along the way, Edge offers an exceptional 12-speaker Audio System from Sony<sup>®1</sup> teamed with HD Radio<sup>™</sup> Technology.<sup>1</sup> By broadcasting a digital signal over traditional radio frequencies, HD Radio Technology gives you up to 3 additional channels – per FM station – of new, local content. It can also display the artist, song title, album name and more. All without the need for a subscription. Edge is designed to enhance your travels – with all the right notes.

#### SiriusXM Satellite Radio

Listen to everything you love with SiriusXM.<sup>®1,2</sup> Get over 150 channels including all genres of commercial-free music, plus every major sport and the best talk, news, comedy and entertainment. And you'll hear it all with a 6-month trial subscription to the All Access package, included with your new Edge. So you can rock your ride, plus listen anywhere online and on the SiriusXM app.

2017 Ford Edge | [ford.com](http://ford.com)

**Titanium leather-trimmed interior in Ceramic with perforated inserts and available equipment.** <sup>1</sup>Available feature. <sup>2</sup>SiriusXM audio and data services each require a subscription sold separately, or as a package, by SiriusXM Radio Inc. If you decide to continue service after your trial, the subscription plan you choose will automatically renew thereafter and you will be charged according to your chosen payment method at then-current rates. Fees and taxes apply. To cancel you must call SiriusXM at 1-866-635-2349. See SiriusXM Customer Agreement for complete terms at [www.siriusxm.com](http://www.siriusxm.com). All fees and programming subject to change. Trial subscriptions not available in AK and HI.





STEP IN THE RIGHT DIRECTION.

When you have an impressive 73.4 cu. ft. of cargo space with the rear 60/40 split seat folded flat, there's a good chance your hands are going to be full when you're loading the cargo area. So with the Intelligent Access key fob on you, just kick your foot under the rear bumper and let the hands-free foot-activated liftgate<sup>1</sup> do the work. This flexible accessibility can serve you well whether you're stowing gear or impulse shopping. It allows Edge to be as versatile as you are.







## PREPARE FOR THE UNEXPECTED.

### Adaptive Cruise Control

Helps maintain your choice of speed and preset gap from the vehicle in front of you. It can also alert you to a potential frontal collision. If one is detected, adaptive cruise control & forward collision warning with brake support<sup>1</sup> flashes a warning via a heads-up display on the windshield, sounds an alarm, and can pre-charge the brake system to provide full responsiveness when you do brake.

### Lane-Keeping System

Can detect lane markings and apply torque to the steering wheel if it senses your vehicle drifting unintentionally out of its lane. If needed, the Lane-Keeping System<sup>1</sup> can also send gentle vibration pulses to the wheel to prompt you to steer back toward center.<sup>2</sup> A Driver Alert System<sup>1</sup> also monitors your driving behavior – including the crossing of lane markings and other factors – and warns you in the message center if you could use a break from driving.

### BLIS (Blind Spot Information System)

Notifies you with a light in either sideview mirror<sup>3</sup> if its radar sensors detect a vehicle in the corresponding blind spot. Cross-traffic alert, part of the system, warns you with a beep and a warning light in your sideview mirror if it detects a vehicle approaching either side as you slowly back Edge out of a parking space. Either way, BLIS<sup>®</sup> with cross-traffic alert<sup>1</sup> helps keep you aware of things that may be just out of your line of view.





**PREVAIL OVER PARKING LOTS.** With help from its Enhanced Active Park Assist System,<sup>1</sup> Edge makes parking easy so you can move on to more important things. Whether you're backing into a perpendicular spot or slowing down to parallel park, ultrasonic sensors can identify a parking space that is the right size, then the system steers the vehicle into it. All you do is follow on-screen prompts, and operate the accelerator, brake and gear shifter as needed. The front 180-degree camera<sup>1</sup> also helps out with visibility and allows you to see around corners. A spritz of the lens washer and your view is clear. Ford Edge has mastered the parking lot. Time to get out and have some fun.







## VENTURE OUT WITH CONFIDENCE.













Edge helps you maintain your peace of mind with many standard safety features, including 8 airbags, the patented Safety Canopy® System with rollover sensing, side-curtain airbags that deploy when needed, and a rear view camera that helps you see what's behind your vehicle. Plus, AdvanceTrac® with RSC® (Roll Stability Control™)<sup>1</sup> provides enhanced vehicle stability in a range of conditions by selectively applying individual brakes and modifying engine power to help keep all 4 wheels firmly planted. Also available are industry-first inflatable rear safety belts for outboard passengers;<sup>2</sup> and a Reverse Sensing System.<sup>2</sup> And to help the driver stay focused, class-exclusive MyKey® technology allows you to program ignition keys with reminders to drive at appropriate speeds, keep the audio volume low, and much more.

2017 Ford Edge | [ford.com](http://ford.com)

Sport in White Platinum Metallic Tri-coat with available equipment. <sup>1</sup>Remember that even advanced technology cannot overcome the laws of physics. It's always possible to lose control of a vehicle due to inappropriate driver input for the conditions. <sup>2</sup>Available feature.





| MODELS   | WHEELS   |   | STANDARD FEATURES  |   |
|--|--|---|--|---|
| <b>SE</b><br>        |  <p>18" Sparkle Silver-Painted Aluminum<br/>Standard: SE</p>  |  <p>18" Sparkle-Silver Painted Split-Spoke Aluminum<br/>Standard: SEL</p> | <b>Mechanical</b><br>6-speed automatic transmission with SelectShift® capability and paddle activation<br>Brakes – Power disc with Anti-Lock Brake System (ABS)<br>Steering – Electric power-assisted<br>Suspension – 4-wheel independent<br>Torque Vectoring Control  | <b>Exterior</b><br>Daytime running lamps – Configurable LED<br>Easy Fuel® capless fuel filler<br>Mirrors – Power sideview with integrated blind spot mirrors and manual fold-away design<br>Rear spoiler – Body-color<br>Rear-window defroster<br>Taillamps – LED<br>Windows – Privacy glass (rear doors, rear quarter windows and liftgate window)<br>Wipers – Front: speed-sensitive, variable-intermittent with washer; rear: 2-speed with washer  |
| <b>SEL</b><br>       |  <p>18" Polished Aluminum<br/>Available: SEL, Titanium (requires snow chain-compatible tires on Titanium)</p> |  <p>19" Nickel-Painted Aluminum<br/>Standard: Titanium</p>                | <b>Driver-Assist Technology</b><br>Autolamp<br>Hill start assist   | <b>Safety &amp; Security</b><br>Airbags – Personal Safety System™ for driver and front passenger includes dual-stage front airbags¹, safety belt pretensioners, safety belt energy management retractors, safety belt usage sensors, driver's seat position sensor, crash severity sensor, restraint control module and Front-Passenger Sensing System<br>Airbag – Driver's knee¹<br>Airbags – Front-seat side¹<br>Airbag – Glove-box-door-integrated knee¹<br>Airbags – Safety Canopy® System with side-curtain airbags¹ and rollover sensor<br>AdvanceTrac® with RSC® (Roll Stability Control™) and Curve Control<br>Battery saver with headlamps-off delay<br>Belt-Minder® front safety belt reminder<br>Child-safety rear door locks<br>Front height-adjustable shoulder safety belts<br>Individual Tire Pressure Monitoring System (excludes spare)<br>LATCH – Lower Anchors and Tether Anchors for Children (2 in rear outboard seating positions)<br>MyKey®<br>Rear view camera<br>SecuriLock® Passive Anti-Theft System<br>SOS Post-Crash Alert System™ |
| <b>TITANIUM</b><br> |  <p>20" Polished Aluminum with Dark Stainless-Painted Pockets<br/>Optional: Titanium</p>                     |  <p>20" Premium Polished Aluminum<br/>Optional: Titanium</p>             | <b>Interior</b><br>Below-floor Cargo Management System<br>Cargo area tie-downs and hooks<br>Cargo net<br>Coat hooks – 2<br>Console – Front center with storage tray, armrest, powerpoint and 2 cupholders<br>Console – Overhead with map lights and sunglasses holder<br>Cupholders/beverage holders – 8<br>Displays – Compass and outside temperature<br>Door-sill scuff plates – Front and rear<br>Grab handles – Front-passenger (1) and B-pillar (2)<br>Ignition – Intelligent Access with push-button start<br>Locks – Power door<br>Power outlets – 12-volt powerpoints (4)<br>Shifter knob – Leather-wrapped<br>Steering wheel-mounted cruise and audio controls<br>Visors – Adjustable driver and front-passenger with illuminated vanity mirrors<br>Windows – Acoustic-laminate windshield<br>Windows – Power with front one-touch-up/-down feature |   |
| <b>SPORT</b><br>   |  <p>20" Polished Aluminum with Low-Gloss Magnetic-Painted Pockets<br/>Standard: Sport</p>                   |  <p>21" Premium Tarnished Dark-Painted Aluminum<br/>Optional: Sport</p> |  |   |

¹Always wear your safety belt and secure children in the rear seat.



| SE | SEL | TITANIUM | SPORT |   |
|----|-----|----------|-------|---|
| S  | S   | S        |       | <b>Mechanical</b>   |
|    |     |          |       | 2.0L EcoBoost® I-4 engine with active grille shutters (includes Auto Start-Stop Technology on SE FWD)   |
|    |     | S        |       | 2.7L EcoBoost V6 engine with active grille shutters   |
|    | O   | O        |       | 3.5L Ti-VCT V6 engine   |
|    |     | S        |       | Active noise control  |
|    |     | P        | S     | Adaptive steering   |
| O  | O   | O        | S     | All-wheel drive (AWD)   |
| S  | S   | S        |       | Front-wheel drive (FWD)   |
|    |     |          | S     | Suspension – Sport-tuned  |
|    |     |          |       | <b>Driver-Assist Technology</b>   |
|    |     | P        | O     | Adaptive cruise control & forward collision warning with brake support  |
|    | P   | P        | P     | BLIS® (Blind Spot Information System) with cross-traffic alert  |
|    | S   | S        | S     | Reverse Sensing System  |
| S  | S   |          |       | SYNC® Voice Recognition Communications and Entertainment System with 4.2" color LCD screen in center stack, 911 Assist®, AppLink® and 1 smart-charging USB port |
|    | P   | S        | S     | SYNC 3 which includes 8" color LCD capacitive touchscreen in center stack with swiping capability, 911 Assist, AppLink and 2 smart-charging USB ports           |
|    |     | P        | P     | Wipers – Rain-sensing windshield  |
|    |     |          |       | <b>Seating</b>  |
| S  |     |          |       | Front – 6-way manual driver's seat and 4-way manual passenger seat  |
|    | S   |          |       | Front – 10-way power driver's seat and 6-way power passenger seat   |
|    |     | S        | S     | Front – 10-way power seats with driver's memory feature   |
|    | P   | S        | S     | Front – Heated  |
|    |     | P        | P     | Front – Heated and cooled   |
|    | S   | S        | S     | Rear – EasyFold® seat back release  |
|    |     | P        | P     | Rear – Heated outboard seats  |
| S  |     |          |       | Trim – Cloth  |
|    | S   |          |       | Trim – Unique cloth   |
|    | P   | S        |       | Trim – Leather-trimmed  |
|    |     |          | S     | Trim – Leather-trimmed with perforated sueded cloth inserts   |

| SE | SEL | TITANIUM | SPORT |   |
|----|-----|----------|-------|---|
| S  | S   |          |       | <b>Interior</b>   |
|    |     | S        | S     | AM/FM stereo/single-CD player with MP3 capability and 6 speakers  |
|    |     |          | S     | Audio System from Sony® with 12 speakers and HD Radio™ Technology   |
|    | P   |          |       | Premium Audio System with 9 speakers  |
|    | S   | S        | S     | SiriusXM® Satellite Radio with 6-month All Access trial subscription  |
|    | P   | P        | P     | Voice-activated Navigation System with pinch-to-zoom capability, and integrated SiriusXM Traffic and Travel Link® with 5-year subscription¹ |
| S  |     |          |       | Accents – Dark Ano Gray instrument panel appliqué   |
|    | S   |          |       | Accents – Ano Gray instrument panel appliqué  |
|    |     | S        |       | Accents – Mechanical Stripe aluminum instrument panel appliqué  |
|    |     |          | S     | Accents – Brush weave aluminum instrument panel appliqué  |
|    |     | S        | S     | Ambient lighting  |
| S  |     |          |       | Climate controls – Manual air conditioning  |
|    | S   | S        | S     | Climate controls – Dual-zone electronic automatic temperature control   |
|    |     | S        | S     | Door-sill scuff plates – Front, illuminated   |
| O  | O   | O        | O     | Dual Headrest DVD by INVISION™¹,²   |
| S  | S   | S        |       | Flooring – Front and rear carpeted floor mats   |
|    |     |          | S     | Flooring – Front and rear deluxe carpeted floor mats  |
| O  | O   | O        | O     | Flooring – Front and rear floor liners  |
|    | P   | P        | O     | Ignition – Remote Start System¹   |
|    | S   | S        | S     | Mirror – Auto-dimming rearview  |
|    | O   | O        | O     | Panoramic Vista Roof® (requires 201A on SEL)  |
|    |     |          | S     | Pedals – Aluminum brake and accelerator covers  |
|    | P   | P        | P     | Power outlet – 110-volt converter   |
| S  | S   | S        |       | Steering column – Manual-tilt/-telescoping  |
|    |     | P        | S     | Steering column – Power-tilt/-telescoping with memory   |
|    | S   | S        | S     | Steering wheel – Leather-wrapped  |
|    | P   | P        | P     | Steering wheel – Heated   |
|    | P   | S        | S     | Universal garage door opener  |
|    |     | S        | S     | Windows – Acoustic-laminate front-door glass  |

| SE | SEL | TITANIUM | SPORT |   |
|----|-----|----------|-------|---|
| S  | S   | S        |       | <b>Exterior</b>   |
|    |     |          |       | Cladding – Black  |
|    |     | S        |       | Cladding – Body-color   |
| S  | S   |          | S     | Door handles – Body-color   |
|    |     | S        |       | Door handles – Body-color with bright inserts   |
| S  | S   | S        |       | Exhaust tips – Dual brushed stainless steel   |
|    |     |          | S     | Exhaust tips – Dual polished stainless steel and trapezoidal integrated into rear fascia  |
|    |     |          | S     | Fascias – Unique lower front and rear   |
| S  | S   | S        |       | Grille – Bright   |
|    |     |          | S     | Grille – Piano Black with Magnetic accents  |
| S  | S   | S        | S     | Headlamps – Quad-beam halogen   |
|    |     |          | S     | Headlamps – Unique treatment  |
|    |     | P        | P     | Headlamps – High-intensity discharge (HID) with auto high beams   |
|    | S   | S        | S     | Headlamps – LED signature lighting  |
| S  | S   |          |       | Liftgate – Manual   |
|    | P   | S        | S     | Liftgate – Hands-free foot-activated  |
| S  |     |          |       | Mirrors – Black, power sideview with integrated blind spot mirrors and manual fold-away design                                      |
|    | S   |          |       | Mirrors – Body-color, power, heated sideview with integrated LED turn signal indicators and security approach lamps                 |
|    |     | S        | S     | Mirrors – Body-color, power, heated sideview with integrated LED turn signal indicators, security approach lamps and memory feature |
| S  |     |          | S     | Moldings – Black beltline   |
|    | S   | S        |       | Moldings – Bright beltline  |
| O  | O   |          |       | Roof rack – Black side rails¹   |
|    |     | O        |       | Roof rack – Silver side rails¹  |
|    | S   | S        | S     | SecuriCode™ keyless entry keypad  |
| S  | S   |          |       | Taillamps – LED   |
|    |     | S        | S     | Taillamps – LED with light bar  |
| O  | O   | O        |       | Tires – P235/60R18 all-season snow chain-compatible (requires and only available with 18" polished aluminum wheels on Titanium)     |
|    |     | O        |       | Tires – Summer-only performance (requires 21" wheels)³  |
| O  | O   | O        | O     | Wheel-locking lug nuts  |
|    |     |          |       | <b>Safety &amp; Security</b>  |
| O  | O   | O        | O     | Inflatable rear safety belts in outboard seating positions  |
|    | P   | S        | S     | Perimeter alarm   |

¹Restrictions may apply. See your dealer for details. ²Ford Licensed Accessory. ³Ford does not recommend using summer tires when temperatures drop to approximately 45°F or below (depending on tire wear and environmental conditions) or in snow/ice conditions. If the vehicle must be driven in these conditions, Ford recommends using all-season or snow tires.



| BUILD YOUR EDGE |     |          |       | 0 : Optional   | ENGINES/EPA-ESTIMATED RATINGS <sup>1</sup>   |  |  |  |
|-----------------|-----|----------|-------|--|--|--|--|--|
| SE              | SEL | TITANIUM | SPORT |  | 2.0L EcoBoost® I-4   |  | 3.5L Ti-VCT V6   |  |
|                 | 0   |          |       | <b>Equipment Groups &amp; Packages</b><br><i>Equipment Group 201A</i> – SYNC 3 which includes 8" color LCD capacitive touchscreen in center stack with swiping capability, 911 Assist®, AppLink® and 2 smart-charging USB ports; leather-trimmed seats with heated front seats; and Premium Audio System with 9 speakers   | 245 hp @ 5,500 rpm²<br>275 lb.-ft. of torque @ 3,000 rpm²<br>6-speed automatic with SelectShift® capability<br>FWD 20 city/29 hwy/24 combined mpg<br>AWD 20 city/27 hwy/23 combined mpg                      |  | 280 hp @ 6,500 rpm<br>250 lb.-ft. of torque @ 4,000 rpm<br>6-speed automatic with SelectShift capability<br>FWD 17 city/26 hwy/20 combined mpg<br>AWD 17 city/24 hwy/19 combined mpg |  |
|                 |     | 0        |       | <i>Equipment Group 301A</i> – Perforated leather-trimmed seats, heated and cooled front seats, heated rear outboard seats, and panoramic Vista Roof® + <b>Technology Package</b> includes voice-activated Navigation System with pinch-to-zoom capability, and integrated SiriusXM Traffic and Travel Link with 5-year subscription; BLIS® (Blind Spot Information System) with cross-traffic alert; Remote Start System; auto-dimming driver's sideview mirror; and 110-volt converter power outlet   | <b>2.0L EcoBoost I-4 with Auto Start-Stop Technology</b><br>245 hp @ 5,500 rpm²<br>275 lb.-ft. of torque @ 3,000 rpm²<br>6-speed automatic with SelectShift capability<br>FWD 21 city/29 hwy/24 combined mpg |  | <b>2.7L EcoBoost V6</b><br>315 hp @ 4,750 rpm²<br>350 lb.-ft. of torque @ 2,750 rpm²<br>6-speed automatic with SelectShift capability<br>AWD 17 city/24 hwy/20 combined mpg          |  |
|                 |     | 0        |       | <i>Equipment Group 302A</i> – Includes all content of 301A + Lane-Keeping System, Enhanced Active Park Assist System with Parallel Parking, Park Out Assist, Reverse Perpendicular Parking, and Forward and Side Sensing Systems, front 180-degree camera with washer, HID headlamps with auto high beams, rain-sensing windshield wipers, and inflatable rear safety belts in outboard seating positions  |  |  |  |  |
|                 |     |          | 0     | <i>Equipment Group 401A</i> – Lane-Keeping System, Enhanced Active Park Assist System with Parallel Parking, Park Out Assist, Reverse Perpendicular Parking, and Forward and Side Sensing Systems, front 180-degree camera with washer, HID headlamps with auto high beams, rain-sensing windshield wipers, heated and cooled front seats, and heated rear outboard seats + <b>Technology Package</b> includes voice-activated Navigation System with pinch-to-zoom capability, and integrated SiriusXM Traffic and Travel Link with 5-year subscription; BLIS (Blind Spot Information System) with cross-traffic alert; Remote Start System; auto-dimming driver's sideview mirror; and 110-volt converter power outlet |  |  |  |  |
| 0               | 0   | 0        | 0     | <b>Cargo Accessories Package</b> includes interior cargo cover, cargo area protector and rear bumper protector   |  |  |  |  |
|                 |     | 0        | 0     | <b>Class II Trailer Tow Prep Package</b> includes trailer sway control   |  |  |  |  |
|                 |     | 0        | 0     | <b>Cold Weather Package</b> includes heated steering wheel, and front and rear floor liners (requires 201A on SEL)   |  |  |  |  |
|                 |     |          | 0     | <b>Driver's Package</b> includes adaptive cruise control & forward collision warning with brake support, adaptive steering, and power-tilt/-telescoping steering column with memory (requires 301A or 302A)  |  |  |  |  |
|                 | 0   | 0        | 0     | <b>Technology Package</b> includes voice-activated Navigation System with pinch-to-zoom capability, and integrated SiriusXM Traffic and Travel Link with 5-year subscription; BLIS (Blind Spot Information System) with cross-traffic alert; Remote Start System; auto-dimming driver's sideview mirror; and 110-volt converter power outlet (requires 201A on SEL)  |  |  |  |  |
|                 | 0   |          |       | <b>Utility Package</b> includes hands-free foot-activated liftgate, perimeter alarm, and universal garage door opener (requires 201A)  |  |  |  |  |

DIMENSIONS

| Exterior                  |                    | Capacities (cu. ft.)            |       |
|---------------------------|--------------------|---------------------------------|-------|
| Wheelbase                 | 112.2"             | Passenger volume                | 113.9 |
| Length                    | 188.1"             | Cargo volume behind front seats | 73.4  |
| Height                    | 68.6"              | Cargo volume behind rear seats  | 39.2  |
| Width – Excluding mirrors | 75.9"              | Fuel tank (gal.)                | 18.5  |
| Width – Including mirrors | 85.8"              |                                 |       |
| Width – Mirrors folded    | 78.4"              |                                 |       |
| Liftover height           | 29.7"              |                                 |       |
| Interior                  |                    |                                 |       |
| Head room                 | 40.2"/40.3"        |                                 |       |
| Leg room                  | 42.6" (max.)/40.6" |                                 |       |
| Hip room                  | 55.9"/57.5"        |                                 |       |
| Shoulder room             | 60.3"/60.5"        |                                 |       |

Android Auto, Google, Google Play and other marks are trademarks of Google Inc. Apple, Apple CarPlay, iPhone and Siri are trademarks of Apple Inc., registered in the U.S. and other countries. “HD Radio” and the HD Radio logo are proprietary trademarks of iBiquity Digital Corporation. INVISION is a trademark of VOXX International Corporation. PANDORA, the PANDORA logo, and the Pandora trade dress are trademarks or registered trademarks of Pandora Media, Inc. Used with permission. SiriusXM audio and data services each require a subscription sold separately, or as a package, by Sirius XM Radio Inc. If you decide to continue service after your trial, the subscription plan you choose will automatically renew thereafter and you will be charged according to your chosen payment method at then-current rates. Fees and taxes apply. To cancel you must call SiriusXM at 1-866-635-2349. See SiriusXM Customer Agreement for complete terms at [www.siriusxm.com](http://www.siriusxm.com). All fees and programming subject to change. Trial subscriptions not available in AK and HI. Sirius, XM and all related marks and logos are trademarks of Sirius XM Radio Inc. Sony is a registered trademark of the Sony Corporation. THULE is a registered trademark of Thule Sweden AB. Wi-Fi® is a registered trademark of the Wi-Fi Alliance®

Comparisons based on competitive models (class is Midsize Utilities based on Ford segmentation), publicly available information and Ford certification data at time of release. Vehicles may be shown with optional equipment. Features may be offered only in combination with other options or subject to additional ordering requirements/limitations. Dimensions shown may vary due to optional features and/or production variability. Information is provided on an “as is” basis and could include technical, typographical or other errors. Ford makes no warranties, representations, or guarantees of any kind, express or implied, including but not limited to, accuracy, currency, or completeness, the operation of the information, materials, content, availability, and products. Ford reserves the right to change product specifications, pricing and equipment at any time without incurring obligations. Your Ford Dealer is the best source of the most up-to-date information on Ford vehicles.

<sup>1</sup>Actual mileage will vary. <sup>2</sup>Horsepower and torque ratings achieved with 93-octane fuel.



EXTERIOR & INTERIOR CHOICES

| Exterior | SE  |     | SEL |   |   |   | TITANIUM |   |   |   |    | SPORT |  |
|----------|---|-----|-----|---|---|---|----------|---|---|---|----|-------|--|
|          | White Platinum Metallic Tri-coat <sup>1</sup> |     | 3   | 4 | 5 | 6 | 6        | 7 | 8 | 9 | 10 | 11    |  |
|          | Oxford White                                  | 1 2 | 3   | 4 | 5 | 6 |          |   |   |   |    |       |  |
|          | Ingot Silver <sup>2</sup>                     | 1 2 | 3   | 4 | 5 | 6 | 6        | 7 | 8 | 9 | 10 | 11    |  |
|          | White Gold <sup>2</sup>                       | 1 2 | 3   | 4 | 5 | 6 | 6        | 7 | 8 |   | 10 |       |  |
|          | Canyon Ridge <sup>2</sup>                     |     | 3   | 4 | 5 | 6 | 6        | 7 | 8 | 9 | 10 | 11    |  |

| Exterior | SE   |     | SEL |   |   |   | TITANIUM |   |   |   |    | SPORT |  |
|----------|--|-----|-----|---|---|---|----------|---|---|---|----|-------|--|
|          | Ruby Red Metallic Tinted Clearcoat <sup>1</sup>        |     | 3   | 4 | 5 | 6 | 6        | 7 | 8 |   | 10 | 11    |  |
|          | Burgundy Velvet Metallic Tinted Clearcoat <sup>1</sup> |     | 3   | 4 | 5 | 6 | 6        | 7 | 8 | 9 | 10 | 11    |  |
|          | Blue Jeans <sup>2</sup>                                | 1 2 | 3   | 4 | 5 | 6 | 6        | 7 | 8 |   | 10 | 11    |  |
|          | Magnetic <sup>2</sup>                                  | 1 2 | 3   | 4 | 5 | 6 | 6        | 7 | 8 | 9 | 10 |       |  |
|          | Shadow Black   | 1 2 | 3   | 4 | 5 | 6 | 6        | 7 | 8 | 9 | 10 | 11    |  |

5,6: Requires 201A on SEL      8,9,10: Requires 301A or 302A



White Platinum Metallic Tri-coat



Oxford White



Ingot Silver



White Gold



Canyon Ridge




Ebony Cloth




Unique Ebony Cloth



Ebony Leather



Ceramic Leather with Perforated Inserts



Ebony Leather with Perforated Inserts



Ruby Red Metallic Tinted Clearcoat



Burgundy Velvet Metallic Tinted Clearcoat



Blue Jeans



Magnetic




Shadow Black




Dune Cloth



Unique Dune Cloth




Dune Leather



Ceramic Leather



Cognac Leather with Perforated Inserts



Ebony Leather with Perforated Sueded Cloth Inserts

Colors are representative only. See your dealer for actual paint/trim options. <sup>1</sup>Additional charge. Requires 201A on SEL. <sup>2</sup>Metallic.





## FORD ACCESSORIES

SE in Magnetic accessorized with smoked side window deflectors,<sup>1</sup> hood protector by Lund<sup>®1</sup> front and rear molded splash guards, keyless entry keypad, and roof-mounted crossbars and cargo box by THULE<sup>®1,2</sup>

### Exterior

- Full vehicle cover<sup>1</sup>
- Hood protector<sup>1</sup>
- Racks and carriers<sup>1</sup>
- Rear bumper protector (A)
- Side window deflectors<sup>1</sup>
- Splash guards
- Sportz<sup>®</sup> tents<sup>1</sup>
- Trailer towing accessories
- Wheel lock kit

### Interior

- Ash cup/coin holders
- Cargo area protector (A)
- Cargo organizers and protectors
- Carpeted floor mats
- First aid and roadside assistance kits<sup>1</sup>
- Floor liners (B)
- In-vehicle safe<sup>1</sup>
- Interior cargo cover (A)
- Interior light kit
- Leather-trimmed interior seating<sup>1</sup>
- Tablet cradle<sup>1</sup>

### Electronics

- Dual headrest DVD<sup>1</sup> (C)
- Keyless entry keypad
- Remote Access (D)
- Remote start systems
- Vehicle Security System
- Warning sensor systems<sup>1</sup>



accessories.ford.com



**New Vehicle Limited Warranty.** We want your Ford Edge ownership experience to be the best it can be. Under this warranty, your new vehicle comes with 3-year/36,000-mile bumper-to-bumper coverage, 5-year/60,000-mile Powertrain Warranty coverage, 5-year/60,000-mile safety restraint coverage, and 5-year/unlimited-mile corrosion (perforation) coverage – all with no deductible. Please ask your Ford Dealer for a copy of this limited warranty.

**Roadside Assistance.** Covers your vehicle for 5 years or 60,000 miles, so you have the security of knowing that help may be only a phone call away should you run out of fuel, lock yourself out of the vehicle or need towing. Your Ford Dealer can provide complete details on all of these advantages.

**Ford Credit.** Get the ride you want. Whether you plan to lease or finance, you'll find the choices that are right for you at Ford Credit. Ask your Ford Dealer for details or check us out at [fordcredit.com](http://fordcredit.com).

**Ford Protect Extended Service Plans.** Whether you purchase or lease your Ford vehicle, insist on genuine Ford Protect extended service plans. Ford Protect has a variety of plans to give you peace-of-mind protection whether you want vehicle component or maintenance coverage. Plus, they are fully backed by Ford and honored at all Ford dealerships in the U.S., Canada and Mexico. When you visit your dealer, insist on genuine Ford Protect extended service plans.

**Insurance Services.** Get Ford Motor Company quality in your auto insurance. Our program offers industry-leading benefits and competitive rates. Call 1-877-367-3847, or visit us at [fordvip.com](http://fordvip.com) for a no-obligation quote. Insurance offered by American Road Services Company (in CA, American Road Insurance Agency), a licensed agency and subsidiary of Ford Motor Company.

**Ford Original Accessories.** They're warranted for whichever provides you the greatest benefit: 24 months/unlimited mileage, or the remainder of your Bumper-to-Bumper 3-year/36,000-mile New Vehicle Limited Warranty. Ford Licensed Accessories (FLA) are warranted by the accessory manufacturer's warranty. FLA are designed and developed by the accessory manufacturer and have not been designed or tested to Ford Motor Company engineering requirements. Contact your Ford Dealer for details and/or a copy of all limited warranties.

<sup>1</sup>Ford Licensed Accessory. <sup>2</sup>Consult owner's manual for details on roof rack weight limits.