

ESCAPE

1

- EXTERIOR
- EXTERIOR FEATURES
- POWER
- INTERIOR
- INTERIOR FEATURES
- COLORS
- DIMENSIONS
- TOWING
- GEAR

0

0



2

EXTERIOR

The new Ford Escape. It's ready to do all that you can do.

Escape XLT with optional equipment in Chrome Yellow Clearcoat.



NO BOUNDARIES
FORD OUTLIERS

ESCAPE



Ford Escape XLS in Bright Red Clearcoat.

THE GET-AWAY-TO-IT-ALL VEHICLE



CONVENIENT ACCESS

Escape gives you two ways into the cargo hold: The flip-up rear glass for quick access with smaller items, and the rear liftgate for wide-open access.

WITH RUGGED STYLE AND GUTS.

From the canyons of the city to skyscraping mountain ranges, the all-new Ford Escape is outfitted to fit right in. Escape combines a small profile with a wide, confident stance outside, and best-in-class interior volume inside. Four-wheel independent suspension, the available Control Trac II 4WD System and 3.0L Duratec V6 make Escape smooth and agile on paths, beaten and otherwise.

EXTERIOR FEATURES

EXTERIOR FEATURES	XLS	XLT
Power Moonroof	-	0
Rear Window - Flip-Up Glass	S	S
Bodyside Cladding and Rocker Moldings	S	S
Roof Rack - 2 Adjustable Cross Bars	S	S
Fog Lamps	-	S
Side Step Bars	0	0
Privacy Glass	-	0
Trailer Towing, Class II 3500 Lb. Towing Capacity. Requires 3.0L Duratec V6 Engine. Includes Trailer Hitch Receiver, Wiring Harness with 4-Pin Connector and Engine Oil Cooler (no charge upgrade on XLT 4x4 with 3.0L Duratec V6)	0	0

PERFORMANCE FEATURES

4x2 Front-Wheel Drive	S	S
4x4 Four-Wheel Drive: Control Trac II	0	0
2.0L Zetec I4 16-valve/5-speed Manual OD	S	S
3.0L Duratec V6 24-valve/4-speed Automatic OD	0	0
California Emissions System	0	0
Suspension - Four-Wheel Independent	S	S
P225/70R15 BSW All-Season Tires	S	-
P225/70R15 OWL All-Season Tires	0	S
P235/70R16 OWL All-Season Tires	-	0
15" Styled Steel Wheels	S	-
15" Alloy Aluminum Wheels	0	S
16" Alloy Aluminum Wheel Package Requires 3.0L Duratec V6 Engine. Includes P235/70R16 OWL All-Season Tires and Wheel Lip Moldings (no charge upgrade on XLT 4x4 with 3.0L Duratec V6)	-	0
Convenience Spare Tire with Steel Wheel (limited service)	S	S
Fuel Tank Capacity (2.0L engine = 15.0 gallons; 3.0L engine = 16.0 gallons)	S	S

SAFETY AND SECURITY FEATURES

Airbags - Driver and Front Passenger*	S	S
Airbags - Side Impact (front seats only)	0	0
4-Wheel Anti-Lock Braking System	0	S
Side Door Intrusion Beams	S	S
Remote Keyless Entry System	S	S
SecuriLock™ Passive Anti-Theft System	S	S
Lower Anchors and Tethers for CHILDREN (LATCH)	S	S
Child Safety Door Locks (rear doors)	S	S
Standard S Optional O		

*Remember, always wear your safety belt and secure children in the rear seat.

EXTERIOR OUTFITTING



Standard roof rack can carry up to 100 pounds. Adaptable to your gear with two adjustable crossbars and four tie-downs.



A smooth power moonroof, with interior shade, is available on Escape XLT.



Wide bodyside cladding, rocker moldings and available wheel lip moldings help protect Escape's finish from brush, rocks and road debris.

POWER AND CAPABILITY



Available 3.0L Duratec V6 generates 201 HP@5900 rpm and 196 ft-lb torque@4700 rpm. Standard 2.0L Zetec I4 puts out 127 HP@5400 rpm and 135 ft-lb torque@4500 rpm.



15" 5-spoke styled steel wheels. Standard on Escape XLS, P225/70Rx15 BSW all-season tires.



15" 5-spoke aluminum alloy wheels. Standard on Escape XLT, optional on XLS, P225/70Rx15 OWL all-season tires.



16" aluminum alloy wheel package includes 5-spoke wheels, P235/70Rx16 OWL all-season tires and wheel lip moldings. No Charge Upgrade on XLT 4x4 w/3.0L Duratec V6.



ESCAPE XLT

Includes the standard features offered on Escape XLS plus...

- Fog lamps
- P225/70Rx15 OWL all-season tires with 15" aluminum alloy wheels
- Cargo area powerpoint
- AM/FM stereo/cassette/single CD player/clock
- Cargo sack net
- 4-wheel anti-lock braking system
- Convenience Group (floor mats, perimeter alarm, retractable cargo cover, speed control)
- Premium cloth sport bucket seats with map pockets and manual driver seat lumbar and height adjustment
- 60/40 split rear bench seat with recline and fold-flat feature



ESCAPE XLS

- 2.0L 16-valve I4 engine
- 5-speed manual transmission
- Front-wheel drive
- Four-wheel independent suspension
- Air conditioning
- AM/FM stereo/single CD player /clock
- Floor console (5 cupholders and storage bin)
- Fold-flat rear bench seat
- Tilt steering
- Remote Keyless Entry with two transmitters
- Power windows/door locks and side mirrors
- Illuminated entry and accessory delay
- Rear defroster w/2-speed wiper
- Tachometer
- Roof rack



Try it. Turn a comfortable seat into cargo space. It works. Below...check out the easy-to-read instrumentation in Escape's dash, shown with optional equipment.

Inside Escape, you get what you go outside for: Space. There's room for five good friends and their stuff. Because Escape is an all-season kind of adventurer, air conditioning and rear floor heat ducts are standard. And with Escape you get great visibility so you can take in the greatest show on earth: the earth.



FRONT ROW SEATS FOR THE GREAT OUTDOORS.



HIGH NOTES

For the audiophile, the MACH[®] Audio System (shown) with 6-disc in-dash CD radio is optional on XLT and includes seven premium speakers including a subwoofer, all delivering 300 watts of peak power.

INTERIOR FEATURES

INTERIOR FEATURES AND OPTIONS	XLS	XLT
Air Conditioning - Manual	S	S
12V Powerpoints (cigarette lighter and one additional)	S	S
Cargo Area Powerpoint	-	S
AM/FM Stereo/Single CD player w/Clock, 4 Premium Speakers	S	-
AM/FM Stereo/Cassette/Single CD player w/Clock, 4 Premium Speakers	0	S
MACH® Audio System with Dual Media (CD/Cassette), 7 Premium Speakers and Subwoofer	-	0
MACH® Audio System with 6-Disc In-Dash CD Radio, 7 Premium Speakers and Subwoofer	-	0
Floor Console (5 cupholders, storage bin)	S	S
Cargo Sack Net	-	S
Cargo Floor Tie-Down Hooks	S	S
Tilt Steering	S	S
Solar Tinted Glass	S	S
Tachometer	S	S
Front Windshield Wipers - Variable Intermittent	S	S
Rear Window Defroster and 2-Speed Wiper	S	S
Convenience Group Floor Mats, Perimeter Alarm, Retractable Cargo Cover, Speed Control	0	S
Power Windows (one touch down driver's window), Door Locks and Side Mirrors	S	S
Remote Keyless Entry with 2 Transmitters	S	S
Illuminated Entry and Accessory Delay	S	S

SEATING

Cloth/Vinyl Sport Bucket Seats (front)	S	-
Cloth/Vinyl Bench Seat w/Head Restraints (2) with Tip/Fold Flat Feature (rear)	S	-
Premium Cloth Sport Bucket Seats w/Map Pockets, Manual Driver Lumbar Support and Height Adjuster (front)	-	S
Premium Cloth 60/40 Split Bench w/Head Restraints (2) with Recline/Tip/Fold Flat Feature (rear)	-	S
Removable Rear Seat Cushions	S	S
Leather Comfort Group 6-way Power Driver's Seat, Deluxe Overhead Console, Leather-trimmed Sport Bucket Seats (front), Rear 60/40 Split Bench with Recline/Tip/Fold Flat Feature, Leather-Wrapped Steering Wheel, Under Front Passenger Seat Storage	-	0

Standard S Optional O


Following publication of the catalog, certain changes in standard equipment, options and the like, or product delays, may have occurred which would not be included in these pages. Your Ford Dealer is your best source for up-to-date information. Ford Division reserves the right to change product specifications at any time without incurring obligations.

Competitive comparisons based on publicly available information at time of printing.

COLOR AND TRIM	Medium Graphite	Medium Parchment
Chrome Yellow Clearcoat	●	●
Light Parchment Gold Clearcoat Metallic	●	●
Bright Red Clearcoat	●	●
Toreador Red Clearcoat Metallic	●	●
Medium Wedgewood Blue Clearcoat Metallic	●	●
Black Clearcoat	●	●
Dark Highland Green Clearcoat Metallic		●
Oxford White Clearcoat	●	●

Vehicles shown may include optional equipment.
Both Escape XLS and XLT are available in all exterior colors.

INTERIOR OUTFITTING



So you can take on even more cargo, the rear seating system for both XLS and XLT folds flat and even allows for the seat cushions to be removed.



Retractable cargo area cover, part of the Convenience Group and standard on XLT, conceals your valuables from prying eyes and the hot sun.

COLORS

	Light Parchment Gold Clearcoat Metallic
	Chrome Yellow Clearcoat
	Dark Highland Green Clearcoat Metallic
	Toreador Red Clearcoat Metallic
	Medium Wedgewood Blue Clearcoat Metallic
	Black Clearcoat
	Bright Red Clearcoat
	Oxford White Clearcoat



Standard cloth and vinyl trim in Medium Parchment or Medium Graphite. Front sport buckets standard.



Premium cloth front sport bucket seats in Medium Parchment or Medium Graphite. Standard on XLT.



Leather-trimmed front sport bucket seats in Medium Parchment or Medium Graphite. Included with optional Leather Comfort Group on XLT.

DIMENSIONS


EXTERIOR DIMENSIONS		ESCAPE
		4 x 2 • 4 x 4
[A]	Overall Length	173.0"
[B]	Wheelbase	103.1"
[C]	Overhang front	33.4"
[D]	Overhang rear	36.4"
[E]	Overall Width	70.1"
[F]	Height (empty, includes roof rack where applicable)	69.1"
[G]	Ground Clearance (empty)	7.8"
[H]	Load Floor Height (empty)	25.4"
[I]	Ramp Breakover Angle (empty)	20.0°
[J]	Angle of Departure	22.0°
[K]	Angle of Approach	28.5°
Seating (maximum)		5

INTERIOR DIMENSIONS		ESCAPE
FIRST ROW		
	Head room	40.4"
	Shoulder room	56.3"
	Hip room	53.4"
	Leg room	41.6"
SECOND ROW		
	Head room	39.2"
	Shoulder room	55.9"
	Hip room	49.0"
	Leg room	36.4"
THIRD ROW		
	Head room	-
	Shoulder room	-
	Hip room	-
	Leg room	-
	Maximum cargo volume* (cu. ft.)	64.8
	Behind 2nd row (cu. ft.)	33.0
	Behind 3rd row (cu. ft.)	-

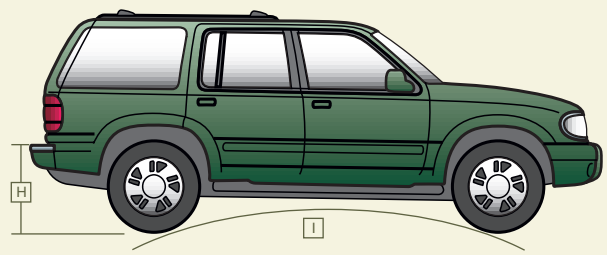
* SAE J1100 (Jun 98) Volume 6 method. With 3rd row seats removed (where applicable) and 2nd row seats folded or flipped down.

INTERIOR SEATING/CARGO CONFIGURATIONS

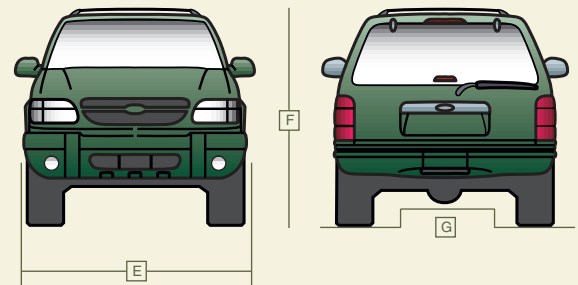
ESCAPE
 XLS seats 5. Rear seat can tip and fold flat. XLT seats 5. Rear 60/40 split bench seat can tip and fold flat, one side or both.




[A] Overall length measures from the rear bumper to the front bumper. [B] Wheelbase measures the distance between the centers of the front and rear wheels (or axle). [C] Front overhang measures the distance from center of the front wheel (or axles) to front bumper. [D] Rear overhang measures the distance from center of the rear wheel (or axle) to rear bumper.



[H] Load floor height measures the distance from ground to cargo floor. [I] Ramp breakover angle measures the maximum angle of a rise that the vehicle can clear between its front and rear wheels.



[E] Overall width measures the widest point at the sides of the vehicle excluding mirrors. [F] Height measures from the ground to the highest point on the roof of the empty vehicle. [G] Ground clearance measures between the ground and the lowest point of the vehicle.



[J] Angle of departure measures the angle between the ground from the trailing edge of the rear bumper (or lowest rear component) to a tangent with the rear tire. [K] Angle of approach measures the angle between the ground from the leading edge of the front bumper (or lowest front component) to a tangent with the front tire.

TOWING

	POWERTRAIN PERFORMANCE		MAXIMUM TRAILER WEIGHT	
	HORSEPOWER	TORQUE	AXLE RATIO	ESCAPE 4 X 2 / 4 X 4
2.0L I4 5-SPD MANUAL	127 @ 5400 rpm	135 @ 4500 RPM	2.93	1000
3.0L V6 4-SPD AUTOMATIC	201 @ 5900 rpm	196 @ 4700 rpm	2.93	2000
			2.93	3500*

*With Class II Trailer Towing Group.



Ford Credit's Red Carpet Lease
Many lease managers have completed many hours of training in a Red Carpet Lease program designed to make us the best in the business. We think you'll find a Red Carpet Lease the best way to lease.

Under the New Vehicle Limited Warranty, you'll receive bumper-to-bumper no-deductible coverage on your new Ford vehicle for 3 years/36,000 miles. You'll also receive unlimited-mileage, no-deductible corrosion perforation coverage for five years.

Ask your Ford Dealer for a copy of this warranty.

During its 3-year/36,000-mile limited warranty period, every new Ford vehicle includes the assurance and support of a 24-hour emergency Roadside Assistance program. Roadside Assistance includes such services as fuel delivery, tire changes, jump starts, and help when you are locked out of your vehicle. Ask your Ford Dealer for complete details about this program.

Complete information on our vehicle lineup is available on our web site. To get more information before you visit your Ford Dealer, please visit us at www.fordvehicles.com.

Likewise, to get details on various financing options available on your new Ford vehicle, please visit our web site at www.fordcredit.com.

Doing so can give you a head start before talking to your Ford Dealer about financing your new Ford vehicle.

GEAR

GREAT GEAR DEALER ACCESSORIES

Wherever your dream destination may be, your Ford Dealer can help you outfit your SUV with a wide range of dealer-installed gear. Be sure to check with them for availability and selection.



Keep the cargo area neat and clean with a custom-fit cargo mat.



Run out of room? This removable Yakima cargo basket is a great way to expand storage.



Mud flaps help keep debris from harming your SUV's finish.