

EXCURSION

1

- EXTERIOR
- EXTERIOR FEATURES
- POWER
- INTERIOR
- INTERIOR FEATURES
- COLORS
- DIMENSIONS
- TOWING
- GEAR

0

0



2



THE ULTIMATE FORD SPORT UTILITY VEHICLE.

The world without limits: Ford Excursion Limited shown in Dark Satin Green Clearcoat Metallic.



Ford Excursion XLT in Black Clearcoat with Dark Platinum bodyside cladding. Shown with optional Comfort & Convenience Group

MAJESTIC ISN'T IT.
AND THAT HILL IS PRETTY TOO.



CLEAR SIGHT
The power sideview signal mirrors are heated for winter defrosting and include a lighted arrow that alerts drivers behind to your lane change. Available only on Limited.



WIDE OPEN
Unique rear Tri-Panel™ doors: Lower split gate swings open nearly 180°, and upper hatch door swings up for full access, with no pillar to block your rear view.



TAKE IT WITH YOU
Excursion comes equipped with a Class IV load-equalizing trailer hitch receiver. When properly equipped, five more tons can come along on the adventure.

Excursion is about having it all in a sport utility. Optional electronic shift-on-the-fly 4-wheel drive. A stomping 310 HP Triton™ 6.8L V10, standard on Excursion Limited 4x4. Up to five tons of towing capacity, properly equipped. Second Generation driver and front passenger airbags and 4-wheel ABS. The one thing it doesn't have is high emissions: Every engine meets 2001 Low-Emissions Vehicle standards.



GRIP MORE
Excursion's optional electronic "shift-on-the-fly" 4-wheel drive system allows shifting at just about any speed.



BREATHE EASY
Everyone gets a window seat—even in the third seating row. Excursion offers power-operated rear quarter vent windows.

EXTERIOR FEATURES

EXTERIOR FEATURES	XLT	LIMITED
Running Boards - Non-Illuminated	S	-
Running Boards - Illuminated Arizona Beige	-	S
Power Heated Mirrors	S	-
Power Heated Signal Mirrors	-	S
Telescoping Heated Power Side Mirrors	S	S
Power Rear Quarter Windows	O ¹	S
Front Tow Hooks	S	S
Reverse Sensing System	S	S
Wheels (4) - Polished Aluminum	O	-
Wheels (4) - Premium Aluminum	-	S
Wheels (4) - Chrome Steel	S	-
Wheels - Full-Sized Steel Spare	S	S
Wiper - Rear Intermittent/Washer/Defroster	S	S
Wipers - Front Intermittent	S	-
Wipers - Front Speed Dependent, Intermittent	-	S
Bodyside Cladding - Platinum Color	S	-
Bodyside Cladding/Wheel-Lip - Arizona Beige Color	-	S
Stainless Steel Exhaust	S	S
Fuel Tank - 44 Gallon	S	S

PERFORMANCE FEATURES

5.4L SEFI Triton™ V8 w/Automatic Transmission ²	S	S
6.8L SEFI Triton™ V10 w/Automatic Transmission ³	O	O
7.3L Power Stroke™ V8 Diesel/Automatic Transmission	O	O
California Emissions System	S	S
4x4 System - Electronic Shift-On-The-Fly	O	O
Front Stabilizer Bar	S	S
Limited Slip Rear Axle	O	O
Tires (5) - LT265/75Rx16D OWL All-Season Tires	S	S
Tires (5) - LT265/75Rx16D OWL All-Terrain Tires	O	O

SAFETY & SECURITY FEATURES

Air Bags - Driver and Right Front Passenger ⁴	S	S
Child Safety Latches on Rear Doors	S	S
Anti-Lock Braking System (power 4-wheel disc brakes)	S	S

Standard S Optional O

1. Included with Comfort & Convenience Group

2. Standard on 4x2, optional on 4x4

3. Standard on 4x4, optional on 4x2

4. Always fasten your safety belt and secure children in the rear seat.

EXTERIOR OUTFITTING



Even when there's no fog in the air, Excursion Limited's fog lamps help light your way around the planet. That is where you are headed, isn't it?



The Reverse Sensing System, standard on Limited, alerts you to certain objects near the rear of the vehicle with a series of beeps and helps you gauge your distance.

POWER AND CAPABILITY



7.3L Power Stroke™ V8 Turbo Diesel engine generates 250 HP@2600 rpm and 505 ft-lb torque@1600 rpm. Optional on all models.



5.4L SEFI Triton™ V8 engine yields 255 HP@4500 rpm and 350 ft-lb torque@2500 rpm. Standard on 4x2, optional on 4x4.



16" premium aluminum wheel
LT265/75R16 OWL
All-Season tire.
Standard on Limited.



16" chrome steel wheel
LT265/75R16 OWL
All-Season tire.
Standard on XLT.



16" polished aluminum wheel. LT265/75R16 OWL
All-Terrain tire. Optional on XLT.



EXCURSION XLT

- Three rows of seating
- Premium AM/FM stereo/cassette/single CD player with premium sound
- Rear Tri-Panel™ Doors
- Four-wheel disc brakes
- Power door locks
- Four-wheel anti-lock brake system
- Heavy-Duty Trailer Towing Package
- Automatic tow-haul system
- Auxiliary air conditioning and heat with rear seat controls
- Keyless entry keypad
- SecuriLock™ Passive Anti-Theft System
- Running boards
- Roof rack
- Leather-wrapped steering wheel with speed control
- Four powerpoints
- Rear cargo net
- Six cupholders
- 16" chrome steel wheels
- Platinum bodyside cladding



EXCURSION LIMITED

(INCLUDES ALL OF THE STANDARD FEATURES OF THE XLT PLUS...)

- Comfort and Convenience Group:
 - Captain's Chairs (power driver seat w/ center floor console and rear audio controls, power rear quarter vent windows, trip computer, illuminated running boards and paint stripe)
 - Woodgrain applique trim
 - 16" Premium aluminum wheels
- Front speed-sensitive windshield wipers
- Unique leather-trimmed Captains Chairs
- Five powerpoints
- Ten cupholders
- Arizona Beige bodyside cladding and wheel-lip moldings



Excursion Limited with standard Medium Parchment NUDO leather trim.

NUDO is a registered trademark of Albert Trostel & Sons Company.

Any description of Excursion's interior space risks understatement. There's standard seating for eight with Limited. First-row power Captain's Chairs are standard on Limited, optional on XLT. The 60/40 second-row split bench seat provides easy third-row access, and folds flat. Air conditioning (including a rear auxiliary) and rear heat ducts, Premium AM/FM Stereo/Cassette/Single CD player with premium sound and power windows and door locks are all standard. Not to mention ... more.



ALL OF YOU TAKE A SEAT.
WE'RE FRESH OUT OF SUPERLATIVES.



IN CONCERT

An available AM/FM stereo with premium 6-disc in-dash CD player, six premium speakers and rear seat audio controls offers simultaneous listening to separate audio inputs in the front and rear seats.



ADJUST TO FIT


Available power adjustable pedals. Another meaningful innovation resulting in increased driver comfort. (Late availability)

INTERIOR FEATURES

INTERIOR OUTFITTING



The convenient overhead console includes front auxiliary air conditioning controls, a sunglasses compartment, garage door opener bin, and two map/courtesy lights on XLT; on Limited add a trip computer and power controls for the rear quarter windows.



The floor console has an attractive woodgrain applique cover, four cupholders, two for the front seats and two for the middle seat, a storage bin, rear audio controls, and a rear powerpoint. Standard on Limited.

COLOR AND TRIM

XLT

	Medium Graphite	Medium Parchment
Black Clearcoat	•	•
Dark Satin Green Clearcoat Metallic	•	•
Deep Wedgewood Blue Clearcoat Metallic	•	•
Toreador Red Clearcoat Metallic	•	•
Medium Steel Blue Clearcoat Metallic	•	
Oxford White Clearcoat	•	•
Silver Clearcoat Metallic	•	

LIMITED

Black Clearcoat	•
Estate Green Clearcoat Metallic	•
Deep Wedgewood Blue Clearcoat Metallic	•
Toreador Red Clearcoat Metallic	•
Dark Satin Green Clearcoat Metallic	•
Oxford White Clearcoat	•
Chestnut Clearcoat Metallic	•

Vehicles shown may include optional equipment.

INTERIOR

XLT LIMITED

Air Conditioning	S	S
Side Window Demisters	S	S
Power Door Lock/Windows	S	S
Speed Control	S	S
Remote Keyless Entry	S	S
Tilt Steering	S	S
NEW Power Adjustable Pedals (Late Availability)	O	O
Premium AM/FM Stereo/Cassette/Single CD Player, with Premium Sound: 80 watts	S	S
Rear Seat Audio Controls	O ¹	S
AM/FM Stereo with 6-Disc In-dash CD Player	O	O
NEW Rear Seat Entertainment System (Late Availability) Includes 6.4" LCD monitor, built-in VHS player, 2 headphones and remote control.	-	O
Floor Mats, Front and Rear	S	S
1st row - Cloth 40/20/40 Split Bench Seat	S	-
1st row - Captain's Chairs w/Floor Console	O ¹	S
Heated Front Seats	-	S
Floor Console - 4 cupholders, Storage Bin, Rear Audio Controls, Rear Powerpoints, Woodgrain Applique Panel	O ¹	S
Third-Row Bench Seat	S	S
Leather Seat Trim - All rows	O	S
Comfort & Convenience Group Trip Computer, Illuminated Running Boards, Power Driver Seat, Captain's Chairs w/Center Console and Rear Radio Controls, Power Rear Quarter Vent Windows and Paint Stripe	O	S

Standard S Optional O

1. Optional only on XLT with Comfort & Convenience Group
Following publication of the catalog, certain changes in standard equipment, options and the like, or product delays, may have occurred which would not be included in these pages. Your Ford Dealer is your best source for up-to-date information. Ford Division reserves the right to change product specifications at any time without incurring obligations. Competitive comparisons based on publicly available information at time of printing.

COLORS

	Estate Green Clearcoat Metallic
	Silver Clearcoat Metallic
	Dark Satin Green Clearcoat Metallic
	Toreador Red Clearcoat Metallic
	Deep Wedgewood Blue Clearcoat Metallic
	Black Clearcoat
	Medium Steel Blue Clearcoat Metallic
	Oxford White Clearcoat
	Chestnut Clearcoat Metallic



Leather-trimmed front Captain's Chairs in Medium Parchment (shown) and Medium Graphite. Sheared NUDO leather-trim standard on Limited, G-grain leather trim optional on XLT.



Cloth front Captain's Chairs in Medium Parchment or Medium Graphite, included on XLT with Comfort & Convenience Group.

DIMENSIONS

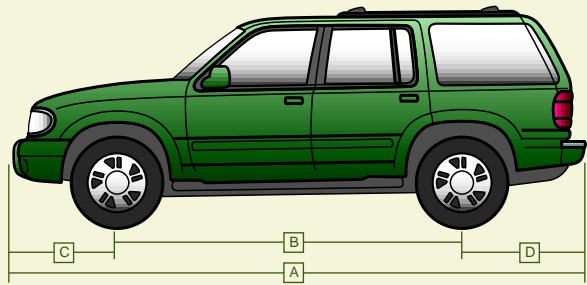
EXTERIOR DIMENSIONS		EXCURSION
		4 x 2 • 4 x 4
A	Overall Length	226.7"
B	Wheelbase	137.1"
C	Overhang front	7.4"
D	Overhang rear	52.3"
E	Overall Width	80.0"
F	Height (empty, includes roof rack where applicable)	77.2" • 80.2"
G	Ground Clearance (empty)	8.11"
H	Load Floor Height (empty)	36.1" • 39.2"
I	Ramp Breakover Angle (empty)	6.8° • 7.0°
J	Angle of Departure	11.6° • 15.1°
K	Angle of Approach	20.3° • 25.0°
Seating (maximum)		9

INTERIOR DIMENSIONS		EXCURSION
FIRST ROW		
	Head room	41"
	Shoulder room	68.3"
	Hip room	67.5"
	Leg room	42.3"
SECOND ROW		
	Head room	41.1"
	Shoulder room	67.0"
	Hip room	66.9"
	Leg room	40.5"
THIRD ROW		
	Head room	38.6"
	Shoulder room	64.9"-
	Hip room	52.5"
	Leg room	39.0"
	Maximum cargo volume* (cu. ft.)	146.4
	Behind 2nd row (cu. ft.)	100.7
	Behind 3rd row (cu. ft.)	48.0

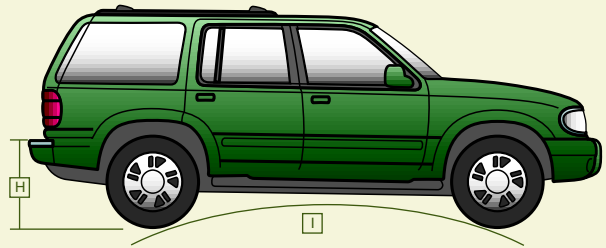
* SAE J1100 (Jun 98) Volume 6 method. With 3rd row seats removed (where applicable) and 2nd row seats folded or flipped down.

INTERIOR SEATING/CARGO CONFIGURATIONS

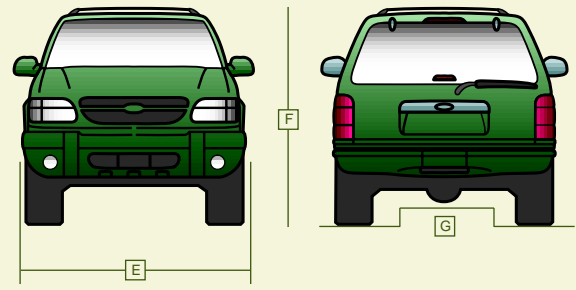
EXCURSION
Excursion seats up to 9. Second row 60/40 split bench seat can tip and fold flat, one side or both, and third-row bench seat is removable.



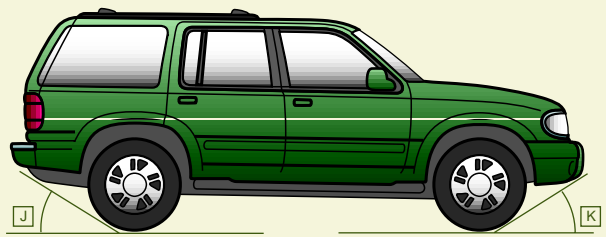
A Overall length measures from the rear bumper to the front bumper. **B** Wheelbase measures the distance between the centers of the front and rear wheels (or axle). **C** Front overhang measures the distance from center of the front wheel (or axles) to front bumper. **D** Rear overhang measures the distance from center of the rear wheel (or axle) to rear bumper.



H Load floor height measures the distance from ground to cargo floor. **I** Ramp breakover angle measures the maximum angle of a rise that the vehicle can clear between its front and rear wheels.



E Overall width measures the widest point at the sides of the vehicle excluding mirrors. **F** Height measures from the ground to the highest point on the roof of the empty vehicle. **G** Ground clearance measures between the ground and the lowest point of the vehicle.



J Angle of departure measures the angle between the ground from the trailing edge of the rear bumper (or lowest rear component) to a tangent with the rear tire. **K** Angle of approach measures the angle between the ground from the leading edge of the front bumper (or lowest front component) to a tangent with the front tire.

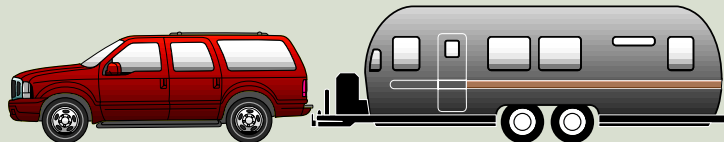
TOWING

POWERTRAIN PERFORMANCE	MAXIMUM TRAILER WEIGHT			
	HORSEPOWER	TORQUE	AXLE RATIO	EXCURSION
6.8L V10	310 @ 4250 rpm	425 @ 3250 rpm	3.73	10000 9600
			4.30	10000 10000
7.3L V8 TURBO DIESEL	250 @ 2600 rpm	505 @ 1600 rpm	3.73	10000 10000

*With Class II Trailer Towing Group. ⁽¹⁾ Explorer 4-Door. Based on 2000 data. ⁽²⁾ Sport Trac.

⁽³⁾ Based on 2000 data. ⁽⁴⁾ Expedition.

EXCURSION



GEAR

GREAT GEAR


DEALER ACCESSORIES

Wherever your dream destination may be, your Ford Dealer can help you outfit your SUV with a wide range of dealer-installed gear.

Be sure to check with them for availability and selection.



Keep the cargo area neat and clean with a custom-fit cargo mat.



Run out of room? This removable Yakima cargo basket is a great way to expand storage.



Mud flaps help keep debris from harming your SUV's finish.



Ford Credit's Red Carpet Lease
Many lease managers have completed many hours of training in a Red Carpet Lease program designed to make us the best in the business.
We think you'll find a Red Carpet Lease the best way to lease.

Under the New Vehicle Limited Warranty, you'll receive bumper-to-bumper no-deductible coverage on your new Ford vehicle for 3 years/36,000 miles. You'll also receive unlimited-mileage, no-deductible corrosion perforation coverage for five years.

Ask your Ford Dealer for a copy of this warranty.

During its 3-year/36,000-mile limited warranty period, every new Ford vehicle includes the assurance and support of a 24-hour emergency Roadside Assistance program. Roadside Assistance includes such services as fuel delivery, tire changes, jump starts, and help when you are locked out of your vehicle. Ask your Ford Dealer for complete details about this program.

Complete information on our vehicle lineup is available on our web site. To get more information before you visit your Ford Dealer, please visit us at www.fordvehicles.com.

Likewise, to get details on various financing options available on your new Ford vehicle, please visit our web site at www.fordcredit.com.

Doing so can give you a head start before talking to your Ford Dealer about financing your new Ford vehicle.