

# F-250 / F-350

1

0

0

2

- F-250 / F-350
- Exterior Features
- Interior Features
- Colors
- Dimensions
- Engine
- Towing/Payload
- Accessories





## S U P E R D U T Y F - 3 5 0

Tenacity. Grit. Backbone. Call it what you will. All Ford trucks have it. And now when Super Duty F-350 DRW pickups show up for work, they'll be carrying the highest, best-in-class GVWR rating. All 11,500 lbs. of it. Yes, the DRW F-350 with the optional 7.3L Power Stroke<sup>®</sup> diesel carried off pickup's heaviest prize. Shown above is the Harvest Gold F-350 SuperCab and our massive F-350 CrewCab DRW in True Blue Clearcoat Metallic.



## S U P E R D U T Y F - 2 5 0

Why do we call them "Super Duty" trucks? You're lookin' at it. With increased torque and more horsepower than ever before, Ford Super Duty F-Series trucks with the 7.3L Power Stroke<sup>®</sup> and automatic transmission do more than throw their weight around, they pull it too. One more reason why Ford F-Series trucks have been the best-selling full-size trucks in the U.S. for the past 23 years.

PERFORMANCE FEATURES*	XL	XLT	LARIAT <sup>1</sup>
5.4L Triton™ V8/5-speed manual OD (NA in California)	S	S	S
5.4L Triton™ V8 electronic 4-speed auto OD (required in California)	0	0	0
6.8L Triton™ V10/5-speed manual OD	0	0	0
6.8L Triton™ V10/electronic 4-speed auto OD	0	0	0
7.3L Power Stroke® DI turbo diesel/6-speed manual OD	0	0	0
7.3L Power Stroke® DI turbo diesel/electronic 4-speed auto OD	0	0	0
Electric shift-on-the-fly 4x4	-	0	0
Limited slip rear axle	0	0	0
Engine block heater (standard with diesel engine)	0	0	0
130 amp alternator (115 amp with diesel)	S	S	S
Dual 115 amp alternators (with diesel engine)	0	0	0
Trailer wiring harness with 7-pin connector	S	S	S
Trailer brake wiring/feed kit	S	S	S
Transmission power take-off provision (available with 6.8L and 7.3L engines with automatic transmission; standard with manual transmission; requires aftermarket PTO)	0	0	0
Class IV trailer hitch receiver	0	0	0

#### EQUIPMENT GROUPS\*

4x4 Off-Road Package: transfer case and fuel tank skid plates; "Off-Road 4x4" decal; steering damper	0	0	0
4x4 Snow Plow Package: highest front GAWR/springs; auxiliary rear springs; steering damper (Restrictions apply; see your dealer)	0	0	0
Camper Package: heavy-service front springs; rear stabilizer bar; auxiliary rear springs; slide-in camper certification	0	0	0
Heavy-Service Suspension Package: heavy-service front springs; auxiliary rear springs; steering damper	0	0	0
Max. Front GAWR Package: highest front GAWR/springs; auxiliary rear springs; steering damper	0	0	0

Standard S Optional O

#### SUSPENSION - FRONT

Type	Twin-I-Beam (4x2); solid monobeam axle (4x4)
Axle (rating @ ground) 5,200 lbs. (4x4)	4,850 lbs. (4x2)
Springs	Coil (4x2); leaf (4x4)
Shock absorbers	1 3/8" gas type
Stabilizer bar	Standard

#### SUSPENSION - REAR

Type	Solid axle
Axle (rating @ ground) 6,830 lbs. (F-350 SRW) 9,750 lbs. (F-350 DRW)	6,084 lbs. (F-250)
Springs	Leaf
Shock absorbers	1 3/8" gas type
Stabilizer bar	Standard on DRW Pickup; Optional in packages on SRW Pickup

1. Not available with Regular Cab.  
\*Features and options shown are for F-350 SRW pickup configurations. Other models (e.g. DRW pickups) may vary. See your dealer for details.  
†Under normal driving conditions with routine fluid and filter changes.



1. 7.3L POWER STROKE® TURBO DIESEL WITH AUTOMATIC TRANSMISSION IS EVEN STRONGER WITH MORE HORSEPOWER AND TORQUE.
2. 5.4L TRITON V8: 100,000 MILES BEFORE FIRST TUNE-UP.†
3. 6.8L TRITON V10: EXCEPTIONAL TOWING POWER.



Behind these rugged 16-inch steel wheels (standard on SRW XL) are standard power four-wheel disc brakes.



These 16-inch full wheel covers offered with the optional SRW XL Decor Group enhance any job site.



Brand new this year, 16-inch 8-lug chrome steel wheels (SRW XLT) reflect well on workers who take them to work.



16-inch premium aluminum wheels give SRW Lariat a clean look that stands tough when the job gets dirty.



16-inch deluxe aluminum wheels are one SRW XLT option for catching the first rays of morning light.



16" steel wheels built for a workout, standard on XL DRW.



Handsome and bold. 16" polished aluminum wheels, standard on XLT and Lariat DRW.

## SUPER DUTY MODEL AVAILABILITY



F-250 SHOWN WITH A SUPERCAB ON A 142" WHEELBASE.



F-250 LARIAT SHOWN WITH A CREWCAB ON A 156" WHEELBASE.



F-350 XLT SHOWN WITH A SUPERCAB ON A 142" WHEELBASE.



F-350 XLT DUAL REAR WHEEL 4X4 SHOWN WITH A CREW CAB, ON A 172" WHEELBASE.

Three different cab choices. Choice of two- or four-wheel drive. Five different wheelbase choices. Choice of single or dual rear wheels. Choice of GVWR and axle ratios. With all those choices, it would take more pages than we have to show you every possible combination available with our Super Duty. The above selection indicates only some of the major differences between our models. See your Ford dealer to get your hands on exactly the Super Duty that's right for you.

# SUPER DUTY EXTERIOR FEATURES



1. SLIDING REAR WINDOW IS STANDARD ON LARIAT AND OFFERED ON XL AND XLT.
2. OPTIONAL TELESCOPING MIRRORS EXTEND FROM THE SIDE FOR A BETTER VIEW.
3. STANDARD TRAILER TOWING PACKAGE BEEFS UP SUPER DUTY PICKUPS. BUILT TO HANDLE THE DEMANDS OF THE BIGGEST JOB.
4. NEW AVAILABLE REVERSE SENSING SYSTEM ALERTS DRIVER TO CERTAIN OBJECTS WHEN BACKING UP.
5. HEAVY-DUTY RIDE COMFORT AND CARGO CAPACITY, BUILT TO RESPOND WHEN THE JOB'S ON THE LINE.

EXTERIOR FEATURES*	XL	XLT	LARIAT <sup>1</sup>
<b>Front bumper</b>			
Argent painted	S	-	-
Chrome with lower valance	-	S	S
<b>Rear bumper</b>			
Argent rear step	S	-	-
Chrome rear step	0	S	S
<b>Grille</b>			
Argent	S	-	-
Argent insert with bright surround	-	S	S
<b>New Reverse sensing system (late availability)</b>	-	0	0
<b>Black running boards</b>	0	0	0
<b>New Chrome tubular running boards</b>	-	0	0
<b>Mirrors</b>			
Black, manual foldaway	S	-	-
Black power foldaway	-	S	S
Manual telescoping trailer tow with manual glass	0	-	-
Manual telescoping trailer tow with power glass	-	0	0
<b>Moldings</b>			
Body color bodyside door moldings	-	S	S
Argent top-edge tailgate	S	S	S
Argent box rail moldings	S	S	S
<b>Wheels (4)</b>			
Steel wheels, black center ornaments	S	-	-
Full wheel cover	0	-	-
Chrome steel wheels	-	S	-
Deluxe aluminum wheels	-	0	-
Premium aluminum wheels	-	-	S
Spare tire and steel wheel (under frame carrier and lock)	S	S	S
Sealed-beam halogen headlamps	S	-	-
Aero halogen headlamps	-	S	S
<b>New Fog lamps (XLT 4x4, Lariat 4x2/4x4)</b>	-	S	S
Solar tinted glass	S	S	S
Two-tone paint, lower accent	-	0	0
<b>XL Decor Group:</b> Chrome front bumper with lower valance; chrome rear step bumper; aero halogen headlamps; steel wheels with full wheel covers (4); locking tailgate	0	-	-
Four doors (SuperCab/Crew Cab)	S	S	S
Quarter rear windows with flip-out glass (SuperCab)	S	S	S
Privacy Glass	-	0	S
Sliding rear window	0	0	S
Pickup box: partitionable and stackable with four tie-down hooks	S	S	S
Removable tailgate	S	S	S
Lockable tailgate	0	S	S
Front tow hooks	S	S	S
High-mount stop lamp	S	S	S
Cargo box light	S	S	S
Underhood service light	-	S	S
Roof clearance lights	0	0	0
License plate bracket	0	0	0

Standard S    Optional 0

1. Not available with Regular Cab.

\*Features and options shown are for F-350 SRW pickup configurations. Other models (e.g., DRW pickups) may vary. See your dealer for details.

# Interior Features



# S U P E R D U T Y F - 2 5 0

Super Duty offers safety belts that are integrated into the front seat-backs on all XLT and Lariat SuperCab models (late availability). This allows for easier access to the rear seats. F-250 XLT interior shown above with optional equipment in Medium Graphite cloth.

## SUPER DUTY INTERIOR FEATURES

---



1. FOLD-UP REAR SEAT INCREASES SUPERCAB VERSATILITY.
2. FOLD-UP REAR BENCH SEAT ALSO PROVIDES CONVENIENT STORAGE SPACE FOR GEAR AND TOOLS ON XLT AND LARIAT SUPERCAB MODELS.
3. HANDY OVERHEAD CONSOLE INCLUDES A COMPASS, GARAGE DOOR OPENER, EXTERIOR TEMPERATURE READOUT AND A PLACE FOR YOUR SHADES. STANDARD ON LARIAT.
4. THE SINGLE CD PLAYER IS A NEW STANDARD FEATURE ON XLT AND LARIAT THIS YEAR OR OPT FOR THE NEW 6-DISC IN-DASH CD PLAYER (SHOWN).



1. BIG ROOM, BIG DOORS, BIG GAUGES. DO YOU SEE A PATTERN HERE?  
 2. SEEN HERE ARE THE OPTIONAL LEATHER-TRIMMED CAPTAIN'S CHAIRS WITH INTEGRATED RESTRAINTS. DURABLE GOOD LOOKS BEFITTING THE TOP-OF-THE-LINE LARIAT SUPERCAB. (LATE AVAILABILITY)



1. DARK DENIM BLUE CLOTH.  
 2. MEDIUM PARCHMENT CLOTH.  
 3. MEDIUM GRAPHITE CLOTH.  
 4. MEDIUM GRAPHITE LEATHER.  
 5. MEDIUM PARCHMENT LEATHER.

EXTERIOR COLOR/INTERIOR TRIM	DARK DENIM	MEDIUM PARCHMENT	MEDIUM GRAPHITE
<b>F-250/350 XL, XLT<sup>1</sup></b>			
Silver Clearcoat Metallic	●	-	●
Oxford White Clearcoat	●	●	●
Harvest Gold Clearcoat Metallic	-	●	-
Dark Highland Green Clearcoat Metallic	-	●	-
True Blue Clearcoat Metallic	●	●	●
Bright Amber Clearcoat Metallic	-	●	-
Island Blue Clearcoat Metallic	-	●	●
Red Clearcoat	-	●	●
Toreador Red Clearcoat Metallic	-	●	●
Black Clearcoat	-	●	●
<b>F-250/350 LARIAT<sup>1/2</sup></b>			
Oxford White Clearcoat		●	●
Harvest Gold Clearcoat Metallic		●	-
Dark Highland Green Clearcoat Metallic		●	-
True Blue Clearcoat Metallic		●	●
Bright Amber Clearcoat Metallic		●	-
Island Blue Clearcoat Metallic		●	●
Red Clearcoat		●	●
Toreador Red Clearcoat Metallic		●	●
Black Clearcoat		●	●

1. See your dealer for two-tone color combinations. 2. Medium Graphite Trim late availability on Lariat. 3. Not available with Regular Cab.

\*Features and options shown are for F-350 SRW pickup configurations. Other models (e.g., DRW pickups) may vary. See your dealer for details.

†Always wear your safety belt and deactivate the passenger airbag when using a rear-facing child safety seat with Regular Cab and SuperCab models. Always wear your safety belt and secure children in the rear seat with Crew Cab model.



Following publication of the catalog, certain changes in standard equipment, options and the like, or product delays, may have occurred which would not be included in these pages. Your Ford Dealer is your best source for up-to-date information. Ford Division reserves the right to change product specifications at any time without incurring obligations.

Competitive comparisons based on publicly available information at time of printing.

INTERIOR FEATURES*	XL	XLT	LARIAT <sup>3</sup>
<b>Door trim</b>			
Molded, color-keyed with grab handle, reflector	\$	\$	\$
Hard armrest	\$	-	-
Deluxe trim with upper plastic applique (XLT), upper and lower map pocket, soft armrest	-	\$	\$
Woodgrain applique and carpet insert on lower map pocket	-	-	\$
<b>Floor trim</b>			
Full black vinyl mat	\$	-	-
Full color-keyed carpet	-	\$	\$
Floor mats color-keyed, carpeted (includes rear mats with Crew Cab)	-	\$	\$
Carpet delete	\$	0	-
Color-keyed scuff plates	\$	\$	\$
Air conditioning	0	\$	\$
Headliner - colored-keyed cloth	\$	\$	\$
Speed control/tilt steering wheel	0	\$	\$
<b>Gauges:</b> tachometer, voltmeter, coolant temperature, oil pressure, fuel, trip odometer	\$	\$	\$
Powerpoint auxiliary outlet	\$	\$	\$
Overhead console: trip computer (compass, distance-to-empty, outside temperature), general storage bin	-	-	\$
Height-adjustable front shoulder belts	\$	\$	\$
Dual instrument panel cupholders with center ashtray and lower trash bag hook	\$	\$	\$
Front passenger-side assist handle	\$	\$	\$
Grab handles over rear doors (Crew Cab only)	-	\$	\$
Power windows ("one-touch-down" driver's side) and power door locks	-	\$	\$
Black-vinyl steering wheel	\$	\$	-
Color-keyed leather-wrapped steering wheel	-	-	\$
<b>SEATING ARRANGEMENTS</b>			
6-way power driver's seat	-	0	\$
Heavy-duty vinyl full bench seat (NA on Crew Cab)	\$	-	-
Heavy-duty knitted vinyl (Standard on Crew Cab) or cloth full bench seat	0	-	-
Heavy-duty vinyl, knitted vinyl or cloth bucket seats	0	-	-
40/20/40 cloth split bench seat with driver's lumbar support and recliners, center armrest, storage compartment	-	\$	-
Luxury captain's chairs with console and driver's lumbar support (cloth XLT, leather-trimmed Lariat)	-	0	0
Leather-trimmed 40/20/40 split bench seat	-	-	\$
Heated seats	-	-	0
Rear seat, SuperCab with fold-up 40/60 seat cushion; XLT and Lariat include underseat storage net (vinyl w/Lariat)	\$	\$	\$
Rear seat, Crew Cab (flight bench with XLT, Lariat)	\$	\$	\$
Rear seat delete, SuperCab	0	-	-
<b>AUDIO SYSTEMS</b>			
AM/FM stereo	\$	-	-
AM/FM stereo/cassette (Credit option with XLT)	0	0	-
Premium AM/FM stereo/cassette/single CD player	-	\$	\$
Premium AM/FM stereo/6-disc in dash CD player	-	0	0
<b>SAFETY AND SECURITY FEATURES</b>			
Second Generation Driver and Front Passenger Airbags <sup>†</sup>	\$	\$	\$
4-wheel disc brakes	\$	\$	\$
4-wheel anti-lock braking system	\$	\$	\$
Remote Keyless Entry System	-	0	\$
Standard \$    Optional 0			

# SUPER DUTY EXTERIOR COLORS

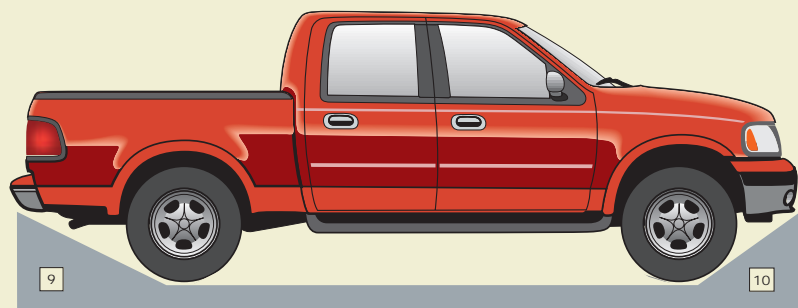
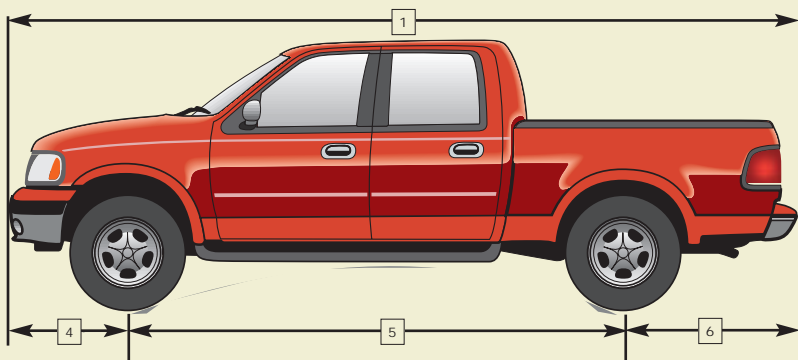


	BRIGHT AMBER	CLEARCOAT METALLIC
	BLACK	CLEARCOAT
	HARVEST GOLD	CLEARCOAT METALLIC
	RED	CLEARCOAT
	DARK HIGHLAND GREEN	CLEARCOAT METALLIC
	TRUE BLUE	CLEARCOAT METALLIC
	TOREADOR RED	CLEARCOAT METALLIC
	OXFORD WHITE	CLEARCOAT METALLIC
	ISLAND BLUE	CLEARCOAT METALLIC
	SILVER	CLEARCOAT METALLIC



DIMENSIONS		F-250/350 REG. CAB	F-250/350 SUPERCAB	F-250/350 CREW CAB
1 Overall Length - Inches	4x2	226.6"	247.6"	262.0"
	4x4	226.6"	247.6"	262.0"
2 Overall Width - Inches	4x2	SRW/DRW 79.9"/95.5"	-	SRW/DRW 79.9"/95.5"
	4x4	79.9"/95.5"	-	79.9"/95.5"
3 Overall Height - Inches (empty)	4x2	77.2**	76.3**	77.8**
	4x4	80.0**	81.2**	80.6**
4 Front Overhang - Inches	4x2	37.4"	37.4"	37.4"
	4x4	37.4"	37.4"	37.4"
5 Wheelbase - Inches	4x2	137.0"	158.0"	172.4"
	4x4	137.0"	158.0"	172.4"
6 Rear Overhang - Inches	4x2	52.2"	52.2"	52.2"
	4x4	52.2"	52.2"	52.2"
7 Axle Clearance - Inches (empty, rear)	4x2	7.0**	7.0**	7.0**
	4x4	7.8**	7.8**	7.8**
8 Load Floor Height - Inches (empty)	4x2	34.2**	33.9**	33.5**
	4x4	38.5**	38.3**	37.8**
9 Angle of Departure - Degrees (empty)	4x2	10.5**	10.5**	10.5**
	4x4	15.9**	15.9**	15.8**
10 Angle of Approach - Degrees (empty)	4x2	25.9**	25.9**	25.9**
	4x4	31.5**	32.5**	31.4**
11 Ramp Breakover Angle - Degrees (empty)	4x2	14.7**	13.3**	12.6**
	4x4	22.2**	19.6**	18.5**

Dimensions are for reference only, all wheelbases and box styles/lengths are not represented, see dealer for complete details on all models. \*F-350 DRW.

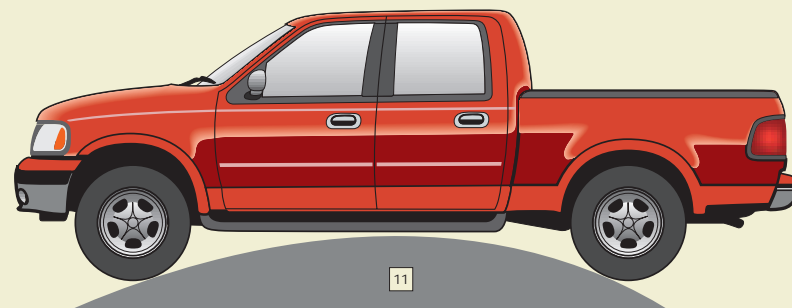
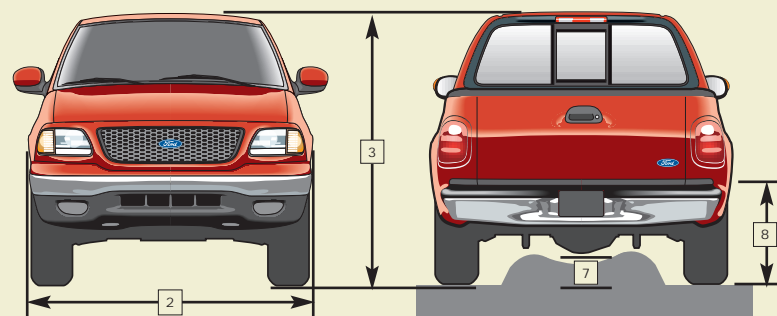


ENGINES	SPECIFICATIONS	SUPER DUTY F-250/350
5.4L SEFI V8	Compression Ratio:	9.0:1
	Horsepower SAE net:	260 @ 4,500 rpm
	Torque SAE net:	350 @ 2,500 rpm
6.8L SEFI V10	Compression Ratio:	9.0:1
	Horsepower SAE net:	310 @ 4,250 rpm
	Torque SAE net:	425 @ 3,250 rpm
7.3L V8 Turbo Diesel	Compression Ratio:	
	Horsepower SAE net:	250 @ 2,600 rpm**
	Torque SAE net:	505 @ 1,600 rpm**

\*Based on 2000 model year. \*\*With automatic transmission. 235 hp @ 2600 rpm, 1800 rpm w/ manual transmission (275 hp @ 2800 rpm, torque 520 ft. lbs. @1600 w/ manual transmission - late availability).

Built Ford Tough can be best defined by our engines, which have always been able to stand up to the demands of everyday life. And our wide range of gasoline engines, from a 2.5L I4 to the 6.8L V10, put out the muscle you need when you need it the most.

Or maybe you need a diesel that can flat-out handle the big work. The available 7.3L PowerStroke® is not only the largest diesel in the Super Duty F-250/350 class, as well as E-Series, it's turbocharged, handling virtually any task you throw its way.



**MAXIMUM PAYLOAD CAPABILITIES**  
SUPER DUTY F-SERIES

F-250 Regular Cab



3,740 lbs.

F-350 Regular Cab



5,780 lbs.

F-250 SuperCab



3,575 lbs.

F-350 SuperCab



5,510 lbs.

F-250 Crew Cab



3,225 lbs.

F-350 Crew Cab



5,225 lbs.

**MAXIMUM TOWING CAPABILITIES\***  
SUPER-DUTY F-SERIES

Regular Cab – 4x2



10,000 lbs.

Regular Cab – 4x4



10,000 lbs.

SuperCab – 4x2



10,000 lbs.

SuperCab – 4x4



10,000 lbs.

Crew Cab – 4x2



10,000 lbs.

Crew Cab – 4x4



10,000 lbs.

\*Conventional towing, see your dealer for F-Series fifth wheel towing capacities.

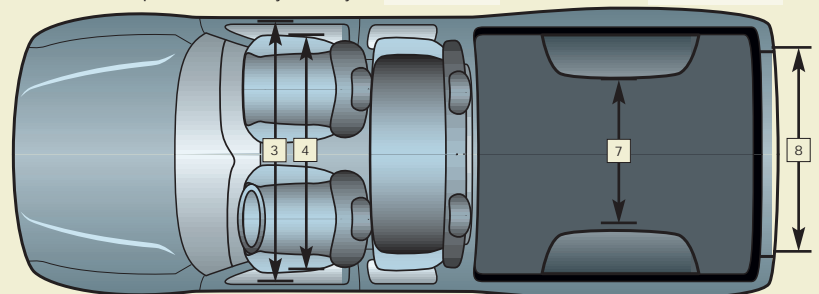
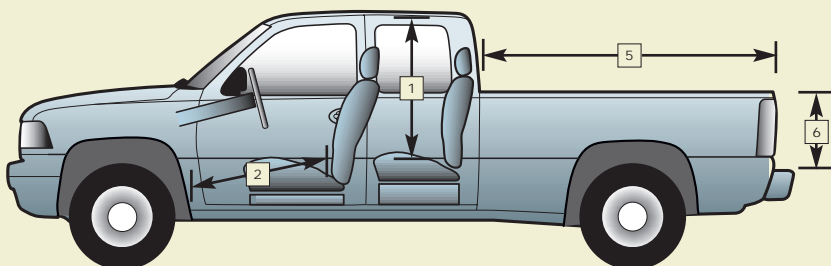
**INTERIOR DIMENSIONS**

	REGULAR	F-250/350 CAB	F-250/350 SUPERCAB	F-250/350 CREW CAB
Adult seating capacity		3	6	6
1 Head room - Front		41.3"	41.4"	41.4"
Second row		-	38.5"	41.0"
2 Leg room - Front		40.7"	40.7"	40.7"
Second row		-	32.4"	41.3"
3 Shoulder room - Front		68.0"	68.0"	68.0"
Second row		-	68.0"	68.0"
4 Hip room - Front		67.4"	67.4"	67.4"
Second row		-	67.3"	67.3"

**BOX/CARGO DIMENSIONS**

	REGULAR	F-250/350 CAB	F-250/350 SUPERCAB	F-250/350 CREW CAB
5A Nominal Box Length* - SWB/LWB		8'	6'9"/8'	6'9"/8'
5B Cargo Length		-		
6 Cargo Height* to rail/ceiling		20.0"	20.0"	20.0"
7 Width at Wheelwells*		50.9"	50.9"	50.9"
8 Tailgate opening width*		60.6"	60.6"	60.6"
Box Volume* - SWB/LWB (cu. ft.)		77.7	64.7/77.7	64.7/77.7
Door opening height: rear		-	-	-
Door opening width: rear		-	-	-

\*Box dimensions for Pickup Trucks based on Styleside only.



FORD TRUCKS ARE DESIGNED TO ENSURE BOTH DRIVERS AND PASSENGERS ENJOY COMFORTABLE, USEABLE SPACE NO MATTER WHAT SIZE INTERIOR.

- 1. HEAD ROOM IS MEASURED FROM THE SEAT TO THE HEADLINER.
- 2. LEG ROOM IS MEASURED FROM THE HIP POINT TO UNDEPRESSED ACCELERATOR.
- 3. SHOULDER ROOM REFLECT DISTANCE FROM DOOR TO DOOR AT SILL.
- 4. HIP ROOM CAPTURES DISTANCE DOOR TO DOOR AT SEAT LEVEL.
- 5A. NOMINAL BOX LENGTH MEASURES THE NOMINAL LENGTH OF THE PICKUP BOX.
- 5B. CARGO LENGTH MEASURES THE DISTANCE FROM THE BACK OF THE 1ST ROW SEAT TO THE FRONT OF THE REAR CARGO DOOR CLOSED.

- 6. CARGO HEIGHT: IN PICK-UP MEASURES FLOOR TO RAIL HEIGHT. IN E-SERIES VANS/WAGONS IT MEASURES FLOOR TO CEILING.
  - 7. WIDTH AT WHEEL WELLS IS THE DISTANCE BETWEEN THE REAR WHEEL INTRUSIONS IN THE CARGO AREA.
  - 8. TAILGATE OPENING IS THE HORIZONTAL DISTANCE MEASURED AT THE FLOOR WHEN THE TAILGATE IS OPEN.
- BOX VOLUME MEASURES THE CUBIC CAPACITY OF THE CARGO AREA. FORD TRUCKS ARE KNOWN FOR THEIR ABILITY TO WORK AT MAXIMUM CAPACITY UNTIL THE JOB IS DONE. AND SOME NOW FEATURE THE OPTIONAL BOX-EXTENDER THAT ROTATES TO LENGTHEN THE BOX BY ALMOST TWO FEET. THE BIGGER THE BOX, THE QUICKER THE JOB IS DONE.

## DEALER-INSTALLED ACCESSORIES



1. OPTING FOR A PROTECTIVE BEDLINER IS A GREAT CALL.
2. MADE ESPECIALLY FOR YOUR SUPERCREW: A VERY HELPFUL SLIP RESISTANT STEP.
3. BED RAILS LOOK GREAT AND HELP PROTECT THE BOX.
4. CLASS-III RECEIVER-STYLE TRAILER HITCH BOLTS DIRECTLY TO THE FRAME. A CLASS-IV HITCH IS ALSO AVAILABLE.
5. A SOFT TONNEAU COVER SNAPS AND UNSNAPS, ALLOWING FOR PROTECTION AND EASY ACCESS TO STUFF IN THE BED.
6. HOOD DEFLECTOR HELPS PROTECTS THE PAINT FROM ROAD DEBRIS.
7. A COLOR-KEYED MOLDED STEP IS AVAILABLE TO ADD EASE AND STYLE TO YOUR ENTRY.

SEE YOUR DEALER FOR AVAILABILITY.

FORD CREDIT'S RED CARPET LEASE.  
MANY LEASE MANAGERS HAVE COMPLETED MANY HOURS OF TRAINING IN A RED CARPET LEASE PROGRAM DESIGNED TO MAKE US THE BEST IN THE BUSINESS. WE THINK YOU'LL FIND A RED CARPET LEASE IS THE BEST WAY TO LEASE.

UNDER THE NEW VEHICLE LIMITED WARRANTY, YOU'LL RECEIVE BUMPER-TO-BUMPER NO-DEDUCTIBLE COVERAGE ON YOUR NEW FORD VEHICLE FOR 3 YEARS/36,000 MILES. YOU'LL ALSO RECEIVE UNLIMITED-MILEAGE, NO-DEDUCTIBLE CORROSION PERFORATION COVERAGE FOR FIVE YEARS. ASK YOUR FORD DEALER FOR A COPY OF THIS WARRANTY.

DURING ITS 3-YEAR/36,000-MILE LIMITED WARRANTY PERIOD, EVERY NEW FORD VEHICLE INCLUDES THE ASSURANCE AND SUPPORT OF A 24-HOUR EMERGENCY ROADSIDE ASSISTANCE PROGRAM. ROADSIDE ASSISTANCE INCLUDES SUCH SERVICES AS FUEL DELIVERY, TIRE CHANGES, JUMP STARTS, AND HELP WHEN YOU ARE LOCKED OUT OF YOUR VEHICLE. ASK YOUR FORD DEALER FOR COMPLETE DETAILS ABOUT THIS PROGRAM.

COMPLETE INFORMATION ON OUR VEHICLE LINEUP IS AVAILABLE ON OUR WEB SITE. TO GET MORE INFORMATION BEFORE YOU VISIT YOUR FORD DEALER, PLEASE VISIT US AT [WWW.FORDVEHICLES.COM](http://WWW.FORDVEHICLES.COM).

LIKewise, TO GET DETAILS ON VARIOUS FINANCING OPTIONS AVAILABLE ON YOUR NEW FORD VEHICLE, PLEASE VISIT OUR WEB SITE AT [WWW.FORDCREDIT.COM](http://WWW.FORDCREDIT.COM).

DOING SO CAN GIVE YOU A HEAD START BEFORE TALKING TO YOUR FORD DEALER ABOUT FINANCING YOUR NEW FORD VEHICLE

