

2003

SILVERADO  LIKE A ROCK

CHEVY.COM OR 1-800-950-CHEV

Chevy's 2003 Silverado® 1500HD, 2500HD and 3500 Series feature an aggressive, powerful look that is certain to turn heads. Silverado is still available with the proven Big Block Vortec™ 8100 V8 or the Duramax™ Diesel 6600 V8.* Coupled with an available Allison™ 1000 Series five-speed automatic transmission,* Silverado provides the same power and durability you've come to expect. It's a Chevy™ Truck tradition that makes Silverado "THE TRUCK." Chevy Trucks.

The most dependable, longest-lasting trucks on the road.†



Silverado 2500HD LT 4x4 Crew Cab in Black with optional equipment.

*Excludes Silverado 1500HD.
†Dependability based on longevity: 1981-July 2001 full-line light-duty truck company registrations. Excludes other GM divisions



Silverado 3500 Big Dooley LS Extended Cab Long Box in Black. Shown with optional equipment.



Available Big Block Vortec 8100 V8 SFI engine.



Silverado 3500 Big Dooley LS 4x4 Crew Cab Long Box in Dark Gray Metallic shown with optional equipment and ladder rails from an independent supplier. See the Owner's Manual for information on alterations and warranties.

2003

SILVERADO  LIKE A ROCK

SPECIFICATIONS/MODELS

BASE MSRP¹

| | 2WD | 4x4 |
|-------------------------------|----------|----------|
| 1500HD Crew Cab® Short Box | \$30,695 | \$34,145 |
| 2500HD Regular Cab Long Box | \$24,095 | \$26,945 |
| 2500HD Extended Cab Short Box | \$26,345 | \$29,145 |
| 2500HD Crew Cab Short Box | \$28,345 | \$31,395 |
| 3500 Regular Cab Long Box | -- | \$28,445 |
| 3500 Extended Cab Long Box | \$27,895 | \$30,995 |
| 3500 Crew Cab Long Box | \$29,895 | \$32,995 |

ENGINES

Vortec 6000 V8 SFI
300 hp @ 4400 rpm
360 lb.-ft. of torque @ 4000 rpm
Standard on 1500HD, 2500HD, 3500

Vortec 8100 V8 SFI
340 hp @ 4200 rpm
455 lb.-ft. of torque @ 3200 rpm
Available on 2500HD, 3500

Duramax Diesel 6600 V8
300 hp @ 3100 rpm
520 lb.-ft. of torque @ 1800 rpm
Available on 2500HD, 3500

AVAILABLE CABS

Regular Cab
Extended Cab
Crew Cab

STANDARD CAPACITIES

| | |
|--|-------------|
| Maximum Payload (lbs.) ² | 2783-5559 |
| Trailer Weight Ratings (lbs.) ³ | 7600-16,100 |
| GVWR (lbs.) ⁴ | 8600-11,400 |
| Fuel Tank (gal. approx.) | |
| Short Box | 26 |
| Long Box | 34 |
| Seating | 2-6 |

STANDARD EQUIPMENT ON ALL SILVERADO HD MODELS

INTERIOR

- Dual-zone climate control
- Assist handles
- Driver Information Center that monitors many vehicle systems
- Shale-colored cloth headliner
- Auxiliary power outlets

EXTERIOR

- Fleetside box with two-tier loading capability
- Halogen headlamps with automatic control and light-on warning tone
- Dual cargo lamps
- Center high-mounted stop lamp
- Two front frame-mounted recovery hooks (4x4 only)
- Theft-deterrent tailgate with protective cap
- Full-size spare with winch-type tire carrier
- Steel-belted radial tires
- Wheel flasses

MECHANICAL

- Battery-rundown protection
- Trailer wiring connector
- Stainless-steel exhaust system
- PASSlock® theft-deterrent system
- Power steering

CHEVY.COM OR 1-800-950-CHEV

SELECTED STANDARD/AVAILABLE EQUIPMENT

KEY: S = STANDARD A = AVAILABLE -- = NOT AVAILABLE

CONTENT PACKAGES

INTERIOR

| | BASE | LS | LT |
|---|------|----|----|
| Automatic dual-zone climate control (requires Extended Cab and Crew Cab models) | -- | A | S |
| AM/FM stereo with seek-scan, digital clock and four speakers | S | -- | -- |
| AM/FM stereo with CD player, seek-scan, digital clock, auto tone control, speed-compensated volume, TheftLock® and six speakers (four speakers on Regular Cab models) | A | S | -- |
| Six-disc CD changer | -- | A | S |
| XM Satellite Radio (available only in the 48 contiguous states. Activation fee and service subscription extra) | -- | A | A |
| Cruise control | A | S | S |
| Electrochromic rearview mirror with eight-point compass | -- | S | S |
| Programmable power door locks | A | S | S |

EXTERIOR

| | | | |
|---|----|---|---|
| Foglamps | -- | A | S |
| Remote Keyless Entry with two transmitters | -- | S | S |
| Tinted Solar-Ray® glass | S | S | S |
| Deep-tinted Solar-Ray glass on side-rear and rear windows | A | A | S |
| Swing-out rear quarter window (Extended Cab models only) | S | S | S |

MECHANICAL

| | | | |
|--|----|---|----|
| Camper wiring equipment with eight-wire connector at front of box | A | A | A |
| Engine block heater | A | A | A |
| Locking rear differential | A | A | A |
| Skid Plate Package (4x4 only) with oil pan, differential case and transfer case shields | A | A | A |
| Snow Plow Prep Package with 145-amp alternator, high-flow front bumper and electrical relays | A | A | A |
| Trailer Package with platform hitch, transmission oil cooler and seven-wire connector | A | A | A |
| Manual shift-on-the-fly 4x4 with floor shifter | S | S | -- |
| Electric shift transfer case (4x4 models only) | -- | A | S |

SAFETY

| | | | |
|--|----|---|---|
| Driver and front-passenger front air bags with Passenger Sensing System ⁵ | S | S | S |
| Four-wheel antilock disc brakes | S | S | S |
| One-year OnStar Safe & Sound Plan ⁶ | -- | A | S |

WHEELS AND WHEEL COVERS



16" STEEL WHEELS
Standard on 2500HD
Base models.
(1500 six-lug
wheel shown.)



16" CHROME STAINLESS-STEEL WHEELS
Standard on 1500HD and 2500HD LS models.
(1500 LS six-lug wheel shown.)











16" FORGED ALUMINUM WHEELS
Standard on 1500HD and 2500HD LT models.
Available on 1500HD and 2500HD LS models.



16" SILVER PAINTED STEEL WHEELS
Standard on 3500 models.
Chrome trim ring and center cap standard on LS and LT models only, available on Base.

AVAILABLE EXTERIOR COLORS

| | | | | | | | |
|---|---|---|--|---|---|---|---|
|  |  |  |  |  |  |  |  |
| LIGHT PEWTER METALLIC | BLACK | DARK GREEN METALLIC | SUMMIT WHITE | DARK CARMINE RED METALLIC ⁷ | DARK GRAY METALLIC | VICTORY RED | ARRIVAL BLUE METALLIC |

¹ Manufacturer's Suggested Retail Price as of 10/4/02. Tax, title, license and optional equipment are extra. ² Maximum payload capacity includes weight of driver, passengers, optional equipment and cargo. ³ Maximum trailer weight ratings are calculated assuming a base vehicle, except for any optional necessary to achieve the rating, plus driver. The weight of other optional equipment, passengers and cargo will reduce the maximum trailer weight your vehicle can tow. See your Chevy dealer for additional details. ⁴ Gross Vehicle Weight Rating (GVWR). When properly equipped, includes vehicle, passengers, cargo and equipment. ⁵ Always use safety belts and proper child restraints, even with air bags. Even with the Passenger Sensing System, children are safer when properly secured in a rear seat. See the Owner's Manual for more safety information. ⁶ OnStar services require vehicle electrical system and analog wireless service to be available and operating for features to function properly. Visit onstar.com or call 1-888-ONSTAR (1-888-667-8277) for system limitations and details. ⁷ Not available on Base model. OnStar is a registered service mark of the OnStar Corp. XM Satellite Radio is a registered trademark of XM Satellite Radio, Inc. ©2002 GM Corp. All rights reserved. GM reserves the right to make changes at any time and without notice in prices, colors, materials, equipment, specifications, models and availability.



Purchase or lease a new eligible GM® vehicle and earn \$150 toward college savings. Some restrictions apply. To learn more about the GM-Uprromise program, go to upromise.gm.com.