

# 03 EXPLORER SPORT TRAC



*no boundaries*



EXPLORER SPORT TRAC

EXTERIOR FEATURES

INTERIOR

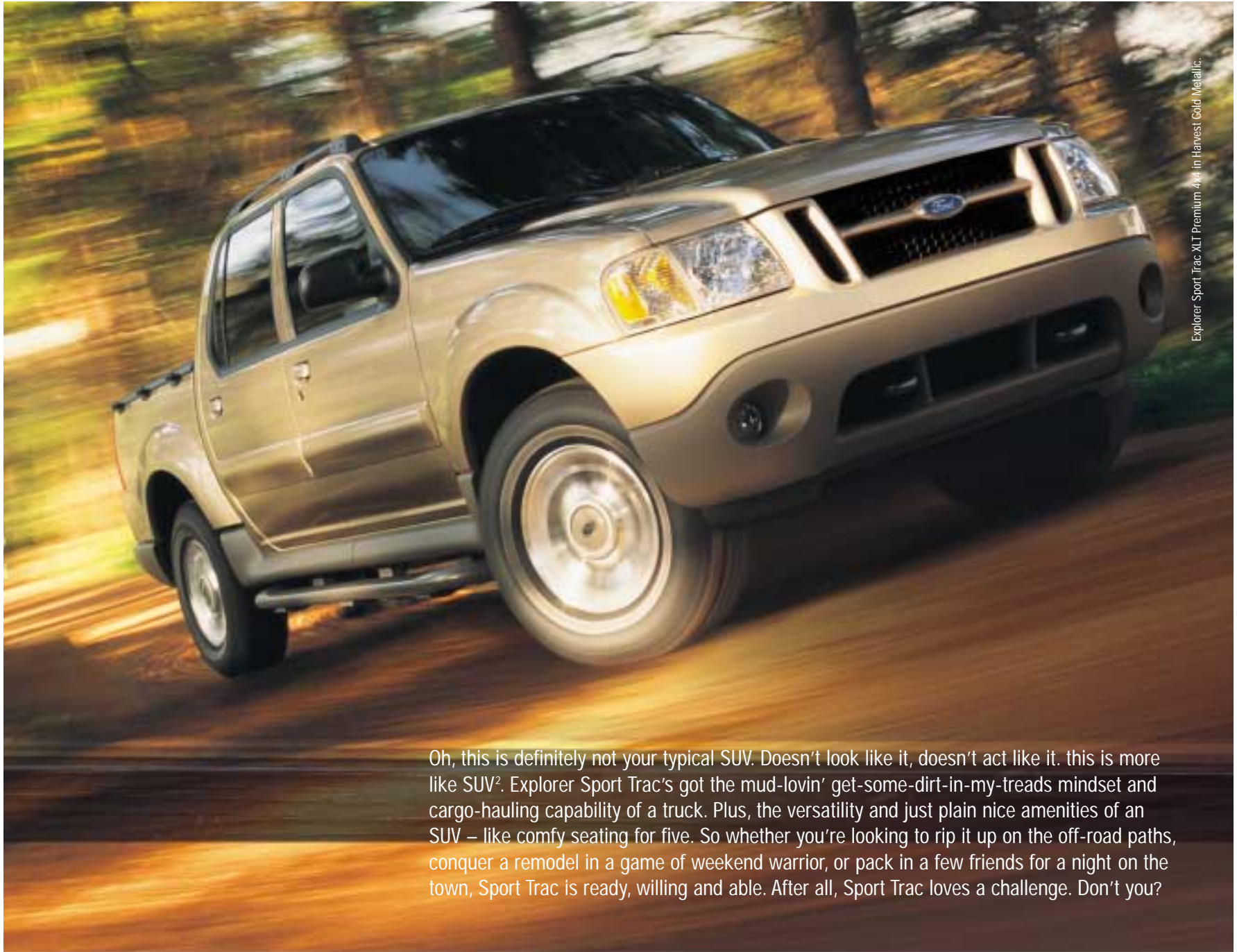
SPECIFICATIONS

PAINT AND TRIM

WHEELS/ENGINE

ACCESSORIES





Explorer Sport Trac XLT Premium 4x4 in Harvest Gold Metallic.

Oh, this is definitely not your typical SUV. Doesn't look like it, doesn't act like it. This is more like SUV<sup>2</sup>. Explorer Sport Trac's got the mud-lovin' get-some-dirt-in-my-treads mindset and cargo-hauling capability of a truck. Plus, the versatility and just plain nice amenities of an SUV – like comfy seating for five. So whether you're looking to rip it up on the off-road paths, conquer a remodel in a game of weekend warrior, or pack in a few friends for a night on the town, Sport Trac is ready, willing and able. After all, Sport Trac loves a challenge. Don't you?



Explorer Sport Trac XLT Premium in Red Fire Metallic.

Sport Trac is just the kind of friend everybody wants.  
It hauls the bikes, plows through the mud,  
and still gets the attention at the local hangout.



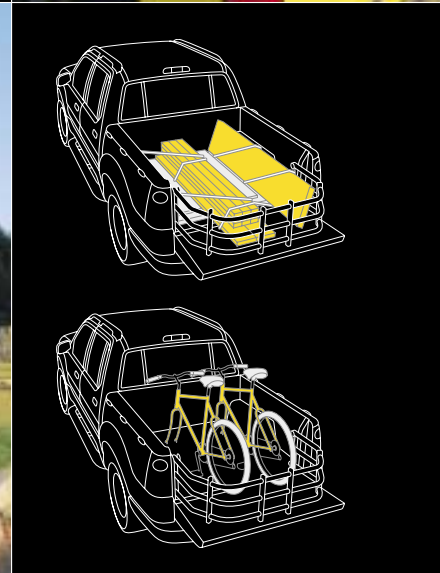

Explorer Sport Trac XL Premium In Silver Birch Metallic.

Rugged when it needs to be. Good lookin' all the time. Sport Trac turns on the charm whenever you want it. Like when it's just you and... well, you decide.

If it's right for your life, it's gotta be right for every part of it – work, play and all the stuff in between. Sport Trac can take it on, thanks to serious versatility and a need for adventure. Its open cargo bed is ready for whatever you want to load up. 4x4 or 4x2 capability? Your choice. Either way, you get standard equipment like 4-wheel-disc anti-lock brakes, great-looking 16" wheels and rear privacy glass. And the low-emissions V6 engine pumps out 210 hp @ 5200 rpm with 240 lb.-ft. of torque @ 3000 rpm. So when you're ready to 4 x floor it, go ahead.

- 1 They say, "Never go off-roading alone." Available **front tow hooks** help out when your friend's less-capable truck doesn't cut it (4x4 models).
- 2 Catch a cross breeze or grab your gear through Sport Trac's **power rear window**. One tap of the control lowers it a few inches; twist it to lower the window all the way. There's even an anti-pinch sensor to guard against minor mishaps.
- 3 It folds. It locks. It covers up your stuff. The available **factory-installed hard tonneau cover** is just what you need to get the most out of Sport Trac. Or into it.
- 4 With a 180° range, the optional **Cargo Cage Bed Extender** folds out to instantly extend the bed to 6 feet. It transports bikes and swallows up building materials with ease. There's even a handy bed-mounted bike carrier accessory.\*
- 5 Load it up, tie it down. Eight **tie-down hooks** (three on each rail and two inside the box) give you plenty of options.
- 6 No need for a bedliner here. Sport Trac's **industry-first all-composite cargo bed** is tough, scratch-resistant and corrosion proof. And it's lighter than steel.

\*Dealer-installed. See dealer for details.



You never could sit still for a minute. That's why you're made for Sport Trac. But sometimes you have to spend some serious drive time in order to find your next rush. Don't worry. Say "ahhh" to Sport Trac's available heated front seats, power front lumbar support, rear audio/climate controls and leather seating surfaces. Sink into the sporty buckets. You can load up to five with room to stretch out. Finally, you've got a reason to just sit still.

1 It's all within reach, and it's **all standard on XLT and XLT Premium** models: remote keyless entry with door-mounted keypad, leather-wrapped steering wheel, tilt, speed control and CD/cassette player.

2 Bring on the bass with Sport Trac's available Pioneer® **6-disc in-dash CD player**. The Trac-tuned system thumps 290 watts through 7 speakers.



3 **Berber floor mats** with the Sport Trac logo dress up XLT and XLT Premium models. Underneath, textured, molded-composite flooring takes on the muddiest hiking boots, then cleans right up.

4 You don't like to think about safety, but you should. Sport Trac's available **Safety Canopy™ System** uses advanced sensors to deploy side curtain airbags\* in certain side-impact or rollover events. Each airbag covers approximately 2/3 of the side glass. It stays inflated for a longer duration to provide enhanced head and shoulder protection.

5 We know. You pride yourself on defying the elements. But once you've experienced Sport Trac's available **heated front seats**, you're never going back.

6 Got more stuff than people? No sweat. Just fold down the **60/40 split rear bench** and you've got an instant cargo carrier.

\*Always wear your safety belt and secure children in the rear seat.





Explorer Sport Trac XLT Premium in Medium/Dark Flint two-tone. Shown with optional leather seating surfaces.





PAINT AND TRIM COLORS



Oxford White



Harvest Gold Metallic



Zinc Yellow



Red Fire Metallic



Estate Green Metallic



Aspen Green Metallic

INTERIOR/EXTERIOR COMBINATIONS

Medium/Dark Pebble	
Medium/Dark Flint	
■ ■	XLS
■ ■	Oxford White
■ ■	Harvest Gold Metallic
■ ■	Estate Green Metallic
■ ■	True Blue Metallic
■ ■	Black
XLT/XLT Premium	
■ ■	Oxford White
■ ■	Harvest Gold Metallic
■ ■	Zinc Yellow
■ ■	Red Fire Metallic*
■ ■	Estate Green Metallic
■ ■	Aspen Green Metallic
■ ■	True Blue Metallic
■ ■	Silver Birch Metallic
■ ■	Black

\*New for 2003.



True Blue Metallic



Silver Birch Metallic



Black


Ford uses clearcoat paint for beauty and protection. Colors shown are representative only. See your dealer for actual paint/trim options.



Medium/Dark Pebble Two-Tone Cloth  
Standard on XLS



Premium Medium/Dark Pebble Two-Tone Cloth  
Standard on XLT




Medium/Dark Pebble Two-Tone Leather  
Available on XLT Premium



Medium/Dark Flint Two-Tone Cloth  
Standard on XLS



Premium Medium/Dark Flint Two-Tone Cloth  
Standard on XLT



Medium/Dark Flint Two-Tone Leather  
Available on XLT Premium

## WHEELS/TIRES



16" 3-Spoke Styled-Steel Wheel  
Standard on XLS\*



16" 5-Spoke Cast Aluminum Wheel  
Standard on XLT



16" Bright Cast Aluminum Wheel  
Standard on XLT Premium, optional on XLT  
\*Late availability.

## ENGINE



### 4.0L SOHC V6

Horsepower: 210 @ 5200 rpm

Torque: 240 lb.-ft. @ 3000 rpm

Axle ratio: 3.73:1

Towing capabilities* (lbs.):	4x2	4x4
Manual	2700	2480
Automatic	5260	5060

\*Maximum capabilities shown are for properly equipped vehicles with required equipment and a 150-lb. driver. Weight of additional options, equipment, passengers and cargo must be deducted from this weight. For additional information, see your Ford Dealer.

## DEALER ACCESSORIES

- Stand back. Even way back you can still start your Sport Trac with the **remote start accessory**. It turns on the ignition from up to 500 ft. away.
- We know, you hate to ask for directions. Not anymore. With the **satellite navigation system**, you just enter in your destination and it uses global positioning satellites to guide you there. No one will ever know.
- Got 4 bikes? No problem. Take the crew and their wheels with this handy **hitch-mount bike rack**.
- Instant access. Enter your personal identification number and the **keyless entry keypad** locks or unlocks the doors. And it mounts without screws.
- If you're not into the hard stuff, get the **soft tonneau cover** to complete your Sport Trac. Also available – a one-piece hard tonneau and a cap.
- Pack your gear "safari style" with the **Yakima® LoadWarrior rack**. This multi-function system attaches to the standard roof rails and dealer-installed crossbars. Or easily attach bike, ski or kayak mounts directly to the basket.



1



2



3



4



5



6

See your dealer for these and other great Ford Dealer-installed accessories.