



no boundaries

03 TAURUS



- SES
- SEL
- SEL INTERIOR
- WAGON
- SAFETY/SECURITY
- SPECIFICATIONS
- PAINT AND TRIM
- WHEELS/ENGINES



Taurus SES with Sport Package in Maradoor Red Metallic and Taurus SES Deluxe in Black shown with optional equipment.



Obviously, good looks run in the family.

So does the fun-to-be-with personality. Whether you favor the deluxe or dashing, quality traits are inherent in Taurus SES: 5-passenger seating, center console, stereo with in-dash CD player and 4 speakers, ABS brakes, visor vanity mirrors with secondary visor... the list goes on and on. The SES Deluxe with optional Sport Package further distinguishes you with uniquely designed 5-spoke sport wheels, rear spoiler and monochromatic grille accent. Whichever Taurus SES you prefer, it brings comfort, style and, especially, quality time to you and your family. Welcome to the family.

1 The SES Deluxe with a **Sport Package** option is the ticket to a fine, leather-wrapped steering wheel, two-tone cloth sport seats for five, and a unique pewter-brush center console.



taurus SES

Taurus SEL In Dark Shadow Grey Metallic



The sensation of how driving should feel.

Slide into Taurus SEL and experience the beauty of design. It's not simply the multitude of conveniences, for certainly they are all there. It's the placement, the quality, the purity of function. The elegance of the interior strikes a harmonious balance with the confident forces powering this masterwork. An aggressive V6 serves up a mighty 200 horsepower, and a 4-wheel independent suspension gives you firm control of the road. If you've forgotten what a joy driving can be, experience the Taurus SEL. It'll all come back to you.

- 1 Adjustable accelerator and brake pedals bring you a comfortable driving position.
- 2 The available auto-dimming rearview mirror with compass reduces that annoying reflective glare from headlights behind you.
- 3 With an optional premium MACH® Audio System, including a 6-disc CD changer and cassette, the idea of just tunin' in, turnin' up and takin' off definitely sounds appealing. Hit it.
- 4 With electronic automatic temperature controls, you find your perfect temperature once and be done with it. No fumbling to find it again once you've hit the road.



TAURUS SEL

Taurus SEL in Medium Parchment with optional two-tone Premium Leather trim.



Inner magnetism.

Drawn to its bold exterior styling, you'll be compelled to know more about Taurus SEL. That's right, slide inside. What happens next is pure magic. Comfort. Relaxation. Welcomed by the available premium leather seating surfaces of 6-way power front seats, you find yourself in a richly appointed cockpit that feels like it was designed just for you. Everything is within easy reach, like the electronic automatic temperature control and available MACH® Audio System with a 6-disc CD changer. It's fundamental planning with a richness meant to impress. A wood appearance adorns the door panels and console control panel, and the redesigned instrument cluster boasts an attractive satin-finish background. You can even add a touch of real wood to the steering wheel with the optional Wood Package. Look up, and you'll see sky through the optional power moonroof – just another Taurus SEL secret waiting to be enjoyed.



taurus-SEL


Taurus SE Wagon in Arizona Beige Metallic.




Pack up, pick up and go.

Time to load up. You want it? Take it along. That's right, not only is this one of the most uniquely designed wagons on the road today, it is also one of the roomiest. Lots of space, yes, but even with 8 passengers, this machine still rides like a touring car. Its confident V6 engine has plenty of low-end torque and, combined with the optional All-Speed Traction Control system, can navigate around the sloppiest road like a champ. So what can you do with all this room? Pretty much anything you want. Flip the 3rd-row bench seat up or down. A handy 60/40 split/fold 2nd-row seat makes room for long items, and a cargo cover in back keeps smaller ones under wraps. Taurus SE Wagon is always ready for the unexpected adventure.

- 1 Snow and ice buildups don't stand a chance with available heated side mirrors. In just seconds, they're history, and you're seeing everything beautifully again.
- 2 Unlock the doors, pop the hatch, even signal for help. With just the click of a button, the remote keyless entry system quickly becomes a favorite standard feature.
- 3 With standard 3rd-row seats, Taurus Wagon accommodates people easily. The view is great, too.



1



2

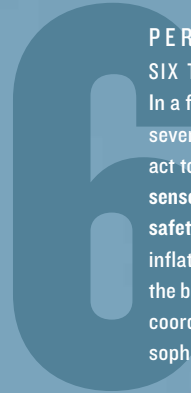


3

taurus SE WAGON

Taurus' inner beauty: safety.

- 1 The available Taurus 4-wheel anti-lock braking system (ABS) will do amazing things for your confidence level. By reducing wheel lockup when braking, it helps to maintain steering control even on the most slippery surfaces.
- 2 Available side airbags* deploy almost instantaneously to help protect you and your front passenger in the event of a side-impact collision.
- 3 You and your child can rest assured. The LATCH child safety seat restraint system makes attaching your child's safety seat properly a snap.
- 4 This glow-in-the-dark trunk release handle allows for an emergency exit with just a simple pull.



PERSONAL SAFETY SYSTEM™:

SIX TECHNOLOGIES DESIGNED FOR YOUR COMPREHENSIVE PROTECTION

In a front crash, dual stage airbags are properly deployed with the help of a crash severity sensor. Depending on the severity of the impact, it's determined how much energy is needed to deploy the airbags. Safety belt pretensioners act to tighten the belts to ensure that the passenger is held securely in their seated position. The driver's seat position sensor relays data to the airbag's computer as to how far away the driver is seated from the steering wheel. The safety belt usage sensors determine if the driver and front passenger are belted. This information helps select the inflation rate and timing of the airbags. If a severe accident occurs, safety belt energy management retractors limit the belt forces to a predetermined maximum and then "hand off" to the deploying airbag. In an accident, this electronic coordination is carried out in a split second. Actually quicker. All in all, the Personal Safety System is one of the most sophisticated vehicle safety systems available to you today.



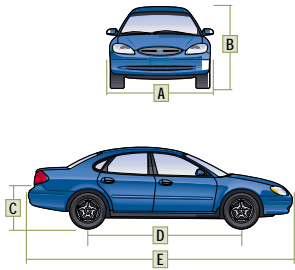
*Always wear your safety belt and secure children in the rear seat.



- 1 Available 4-wheel **ABS brakes** help maintain steering control in hard braking situations to help avoid a possible accident.
- 2 Taurus' built-in **LATCH child safety seat system** makes attaching a child's safety seat a snap, and you less frustrated and more assured about doing it.
- 3 Ready to deploy in a moment's notice, available **side-impact airbags** help protect you and your front passenger in certain side-impact collisions.
- 4 Once locked, the available **perimeter anti-theft system** monitors the doors, hood and decklid against anyone but you entering them.
- 5 Taurus' **dual stage front airbags*** make sure just the right amount of airbag pressure is used in the event of a frontal crash.
- 6 Its "**safety cell**" **unitized body construction** helps Taurus absorb collision impact by transferring collision forces throughout the passenger compartment.
- 7 The **SecuriLock™ passive anti-theft system** immobilizes the engine until your specially coded ignition key gives the signal.
- 8 Available **All-Speed Traction Control** helps maintain traction and steering control on a variety of slippery surfaces by using anti-lock braking system components to monitor wheel slippage.

*Always wear your safety belt and secure children in the rear seat.

SPECIFICATIONS



Exterior	Sedan	Wagon
A. Overall width	73.0"	73.0"
B. Height	56.1"	57.8"
C. Liftover height	26.0"	—
D. Wheelbase	108.5"	108.5"
E. Overall length	197.6"	197.7"
Interior		
1st row		
Head room	40.0"	39.4"
Shoulder room	57.3"	57.3"
Hip room	54.4"	54.4"
Leg room	42.2"	42.2"
2nd row		
Head room	38.1"	38.9"
Shoulder room	56.6"	56.6"
Hip room	55.7"	55.4"
Leg room	38.9"	38.5"
3rd row		
Head room	—	35.4"
Shoulder room	—	51.0"
Hip room	—	38.2"
Leg room	—	25.2"
Cargo (cu. ft.)		
Maximum cargo volume	17.0	38.8

STANDARD FEATURES

Safety/Security

Personal Safety System™ for driver and right-front passenger – With dual stage/dual threshold airbags,* safety belt pretensioners, safety belt energy management retractors, safety belt usage sensors, driver's seat position sensor, crash severity sensor and restraint control module

Autolock – Doors lock automatically when driving

Belt-Minder™ safety belt reminder

Brake/shift interlock

Bumpers – 5-mph energy-absorbing

Emergency glow-in-the-dark trunk release

Fuel pump inertia shutoff switch

Headlamps-on alert chime

Key-in-ignition alert chime

Power window lockout feature

Rear upper tethers and lower child safety seat anchors for outboard seating positions

*"Safety cell" unitized body construction

SecuriLock™ – Passive anti-theft system

Side intrusion door beams

Mechanical

3.0L V6 engine

4-speed electronic automatic transaxle with overdrive lockout

4-wheel power disc brakes (wagon)

4-wheel power front disc/rear drum brakes (sedan)

100,000-mile tune-up interval**

Battery saver

Front-wheel drive

Fuel tank – 18-gallon capacity

Hood assist struts

P215/60R16 94T all-season tires

Power rack-and-pinion steering

Spare – Compact

Stabilizer bars – Front and rear

Stainless steel exhaust system

Suspension – Front: independent MacPherson strut (sedan and wagon); rear: independent Quadralink (sedan) or Short- and Long-Arm (wagon)

Interior

Accessory delay for power features

Air conditioning

AM/FM stereo with digital clock and 4 speakers

Assist handles – Rear

Cargo area cover (wagon models only)

Cupholders

Decklid/hatch release

Floor mats – Front and rear

Light group – Dual beam dome/map lights

Low fuel warning light

Particulate air filter

Power door locks with rear door child safety locks

Power windows – With one-touch-down driver's side feature

Power points – 2

Rear floor air ducts

Shoulder belt height adjusters – Front outboard positions

Tilt steering column

Underfloor storage (wagon models only)

Visor vanity mirrors

Exterior

Antenna – Concealed in glass

Bodyside moldings

Headlamps – Multi-reflector halogen

Luggage rack (wagon models only)

Power mirrors

Rear defroster

Rear wiper and washer (wagon models only)

Solar tinted glass

Windshield wipers – Front variable-interval

*Always wear your safety belt and secure children in the rear seat.
**Under normal driving conditions with regular fluid and filter changes.

Competitive comparisons based on publicly available information and Ford certification data at time of printing. Some features discussed may be optional. Vehicles shown may contain optional equipment. Features shown may be offered only in combination with other options or subject to additional ordering requirements or limitations. Following publication of the catalog, certain changes in standard equipment, options and the like, or product delays, may have occurred which would not be included in these pages. Your Ford Dealer is the best source for up-to-date information. Ford Division reserves the right to change product specifications at any time without incurring obligations.

MODEL-SPECIFIC FEATURES/OPTIONS

	LX Sedan	SE Sedan	SES Sedan	SEL Sedan
Safety/Security				
<input type="checkbox"/>	<input type="checkbox"/>	<input checked="" type="checkbox"/>	<input checked="" type="checkbox"/>	<input checked="" type="checkbox"/>
		All-Speed Traction Control*		
<input type="checkbox"/>	<input type="checkbox"/>	<input checked="" type="checkbox"/>	<input checked="" type="checkbox"/>	<input checked="" type="checkbox"/>
		Perimeter anti-theft system		
<input type="checkbox"/>	<input checked="" type="checkbox"/>	<input checked="" type="checkbox"/>	<input checked="" type="checkbox"/>	<input checked="" type="checkbox"/>
		Remote keyless entry system – 2 key fobs		
<input type="checkbox"/>	<input type="checkbox"/>	<input checked="" type="checkbox"/>	<input checked="" type="checkbox"/>	<input checked="" type="checkbox"/>
		Safety Package – Includes side-impact airbags** and Traction Control (requires ABS brakes)		
<input type="checkbox"/>	<input type="checkbox"/>	<input checked="" type="checkbox"/>	<input checked="" type="checkbox"/>	<input checked="" type="checkbox"/>
		Side-impact airbags*		
Mechanical				
<input checked="" type="checkbox"/>	<input checked="" type="checkbox"/>	<input checked="" type="checkbox"/>	<input type="checkbox"/>	<input type="checkbox"/>
		3.0L OHV 12-valve V6 engine		
<input type="checkbox"/>	<input type="checkbox"/>	<input checked="" type="checkbox"/>	<input checked="" type="checkbox"/>	<input checked="" type="checkbox"/>
		3.0L DOHC 24-valve Duratec V6 engine		
<input type="checkbox"/>	<input type="checkbox"/>	<input checked="" type="checkbox"/>	<input checked="" type="checkbox"/>	<input checked="" type="checkbox"/>
		4-wheel anti-lock braking system (ABS)		
<input checked="" type="checkbox"/>	<input type="checkbox"/>	<input type="checkbox"/>	<input type="checkbox"/>	<input type="checkbox"/>
		16" steel wheels with full locking wheelcovers		
<input type="checkbox"/>	<input checked="" type="checkbox"/>	<input checked="" type="checkbox"/>	<input checked="" type="checkbox"/>	<input checked="" type="checkbox"/>
		16" 5-spoke painted machined-aluminum wheels		
<input type="checkbox"/>	<input type="checkbox"/>	<input type="checkbox"/>	<input checked="" type="checkbox"/>	<input checked="" type="checkbox"/>
		16" 7-spoke machined-aluminum wheels		
<input type="checkbox"/>	<input type="checkbox"/>	<input checked="" type="checkbox"/>	<input checked="" type="checkbox"/>	<input checked="" type="checkbox"/>
		Power, engine-speed-sensitive rack-and-pinion steering		
Seating				
<input type="checkbox"/>	<input type="checkbox"/>	<input checked="" type="checkbox"/>	<input checked="" type="checkbox"/>	<input checked="" type="checkbox"/>
		5-passenger seating with front bucket seats and floor-mounted shifter and console		
<input checked="" type="checkbox"/>	<input checked="" type="checkbox"/>	<input checked="" type="checkbox"/>	<input checked="" type="checkbox"/>	<input checked="" type="checkbox"/>
		6-passenger seating with flip-down center seating console and column-mounted shifter		
<input type="checkbox"/>	<input type="checkbox"/>	<input checked="" type="checkbox"/>	<input checked="" type="checkbox"/>	<input checked="" type="checkbox"/>
		60/40 split/fold rear seat back		
<input type="checkbox"/>	<input type="checkbox"/>	<input checked="" type="checkbox"/>	<input checked="" type="checkbox"/>	<input checked="" type="checkbox"/>
		Leather seating surfaces		
<input type="checkbox"/>	<input type="checkbox"/>	<input checked="" type="checkbox"/>	<input checked="" type="checkbox"/>	<input checked="" type="checkbox"/>
		Power driver's seat – 6-way		
<input type="checkbox"/>	<input type="checkbox"/>	<input checked="" type="checkbox"/>	<input checked="" type="checkbox"/>	<input checked="" type="checkbox"/>
		Power passenger seat – 6-way		
<input type="checkbox"/>	<input type="checkbox"/>	<input type="checkbox"/>	<input checked="" type="checkbox"/>	<input checked="" type="checkbox"/>
		Two-tone super-soft leather (requires power passenger seat)		
Interior				
<input checked="" type="checkbox"/>	<input checked="" type="checkbox"/>	<input checked="" type="checkbox"/>	<input type="checkbox"/>	<input type="checkbox"/>
		Air conditioning – Manual		
<input type="checkbox"/>	<input type="checkbox"/>	<input checked="" type="checkbox"/>	<input checked="" type="checkbox"/>	<input checked="" type="checkbox"/>
		Air conditioning – Electronic automatic temperature control		
<input checked="" type="checkbox"/>	<input type="checkbox"/>	<input type="checkbox"/>	<input type="checkbox"/>	<input type="checkbox"/>
		AM/FM stereo with digital clock		
<input type="checkbox"/>	<input type="checkbox"/>	<input checked="" type="checkbox"/>	<input checked="" type="checkbox"/>	<input checked="" type="checkbox"/>
		AM/FM stereo with single CD and digital clock		
<input type="checkbox"/>	<input checked="" type="checkbox"/>	<input checked="" type="checkbox"/>	<input checked="" type="checkbox"/>	<input checked="" type="checkbox"/>
		AM/FM stereo with cassette and digital clock		
<input type="checkbox"/>	<input type="checkbox"/>	<input type="checkbox"/>	<input checked="" type="checkbox"/>	<input checked="" type="checkbox"/>
		MACH® Audio System with 6-disc CD changer and cassette		
<input type="checkbox"/>	<input checked="" type="checkbox"/>	<input type="checkbox"/>	<input type="checkbox"/>	<input type="checkbox"/>
		6-disc CD changer (available with cassette stereo only)		
<input type="checkbox"/>	<input type="checkbox"/>	<input checked="" type="checkbox"/>	<input checked="" type="checkbox"/>	<input checked="" type="checkbox"/>
		Autolamp – Automatic on/off headlamps		
<input checked="" type="checkbox"/>	<input checked="" type="checkbox"/>	<input checked="" type="checkbox"/>	<input checked="" type="checkbox"/>	<input checked="" type="checkbox"/>
		Grocery bag hooks – Located in trunk		
<input type="checkbox"/>	<input type="checkbox"/>	<input type="checkbox"/>	<input checked="" type="checkbox"/>	<input checked="" type="checkbox"/>
		Instrument cluster – Satin-finish background		
<input type="checkbox"/>	<input type="checkbox"/>	<input checked="" type="checkbox"/>	<input checked="" type="checkbox"/>	<input checked="" type="checkbox"/>
		Leather-wrapped steering wheel		
<input type="checkbox"/>	<input type="checkbox"/>	<input type="checkbox"/>	<input checked="" type="checkbox"/>	<input checked="" type="checkbox"/>
		Luxury and Convenience Package – Includes heated side mirrors and auto-dimming rearview mirror with compass		
<input type="checkbox"/>	<input type="checkbox"/>	<input type="checkbox"/>	<input type="checkbox"/>	<input checked="" type="checkbox"/>
		LX Speed Control and Cassette Package – Includes speed control and cassette player		
<input type="checkbox"/>	<input type="checkbox"/>	<input type="checkbox"/>	<input checked="" type="checkbox"/>	<input checked="" type="checkbox"/>
		Power adjustable accelerator and brake pedals		
<input type="checkbox"/>	<input checked="" type="checkbox"/>	<input type="checkbox"/>	<input type="checkbox"/>	<input type="checkbox"/>
		SE Value Package – Includes power driver's seat and 6-disc CD changer		
<input type="checkbox"/>	<input type="checkbox"/>	<input type="checkbox"/>	<input type="checkbox"/>	<input checked="" type="checkbox"/>
		SES Sport Package – Includes 5-spoke aluminum sport wheels, monochromatic spear on grille and rear decklid, two-tone cloth sport seats, pewter-brush finish on center of instrument panel and floor console surround (requires rear spoiler and not available with leather seating surfaces)		
<input type="checkbox"/>	<input type="checkbox"/>	<input type="checkbox"/>	<input type="checkbox"/>	<input checked="" type="checkbox"/>
		Simulated wood trim		
<input type="checkbox"/>	<input checked="" type="checkbox"/>	<input checked="" type="checkbox"/>	<input checked="" type="checkbox"/>	<input checked="" type="checkbox"/>
		Speed control		
<input type="checkbox"/>	<input type="checkbox"/>	<input checked="" type="checkbox"/>	<input checked="" type="checkbox"/>	<input checked="" type="checkbox"/>
		Visor vanity mirrors – Dual illuminated with sun blades		
<input type="checkbox"/>	<input type="checkbox"/>	<input type="checkbox"/>	<input checked="" type="checkbox"/>	<input checked="" type="checkbox"/>
		Wood Package – Includes real wood and leather-trimmed steering wheel with faux wood shift knob		
Exterior				
<input type="checkbox"/>	<input type="checkbox"/>	<input type="checkbox"/>	<input checked="" type="checkbox"/>	<input checked="" type="checkbox"/>
		Keyless entry keypad		
<input type="checkbox"/>	<input type="checkbox"/>	<input type="checkbox"/>	<input type="checkbox"/>	<input checked="" type="checkbox"/>
		Power moonroof		
<input type="checkbox"/>	<input type="checkbox"/>	<input checked="" type="checkbox"/>	<input type="checkbox"/>	<input type="checkbox"/>
		Rear spoiler		
<input type="checkbox"/>	<input checked="" type="checkbox"/>	<input checked="" type="checkbox"/>	<input checked="" type="checkbox"/>	<input checked="" type="checkbox"/>
		Security approach lamps		

■ Standard Select Availability Optional Not Available

	SE Wagon	SEL Wagon
Safety/Security		
<input checked="" type="checkbox"/>	<input type="checkbox"/>	<input type="checkbox"/>
	All-Speed Traction Control*	
<input type="checkbox"/>	<input checked="" type="checkbox"/>	<input checked="" type="checkbox"/>
	Perimeter anti-theft system	
<input checked="" type="checkbox"/>	<input checked="" type="checkbox"/>	<input checked="" type="checkbox"/>
	Remote keyless entry system – 2 key fobs	
<input checked="" type="checkbox"/>	<input type="checkbox"/>	<input checked="" type="checkbox"/>
	Safety Package – Includes side-impact airbags** and Traction Control (requires ABS brakes)	
<input checked="" type="checkbox"/>	<input type="checkbox"/>	<input checked="" type="checkbox"/>
	Side-impact airbags*	
Mechanical		
<input checked="" type="checkbox"/>	<input checked="" type="checkbox"/>	<input checked="" type="checkbox"/>
	3.0L OHV 12-valve V6 engine	
<input checked="" type="checkbox"/>	<input type="checkbox"/>	<input checked="" type="checkbox"/>
	3.0L DOHC 24-valve Duratec V6 engine	
<input type="checkbox"/>	<input type="checkbox"/>	<input checked="" type="checkbox"/>
	4-wheel anti-lock braking system (ABS)	
<input checked="" type="checkbox"/>	<input type="checkbox"/>	<input type="checkbox"/>
	16" 5-spoke painted machined-aluminum wheels	
<input type="checkbox"/>	<input checked="" type="checkbox"/>	<input checked="" type="checkbox"/>
	16" 7-spoke machined-aluminum wheels	
<input type="checkbox"/>	<input type="checkbox"/>	<input checked="" type="checkbox"/>
	Power, engine-speed-sensitive rack-and-pinion steering	
Seating		
<input checked="" type="checkbox"/>	<input checked="" type="checkbox"/>	<input checked="" type="checkbox"/>
	8-passenger seating with flip-down center seating console and column-mounted shifter	
<input checked="" type="checkbox"/>	<input checked="" type="checkbox"/>	<input checked="" type="checkbox"/>
	3rd-row fold-down seat	
<input checked="" type="checkbox"/>	<input checked="" type="checkbox"/>	<input checked="" type="checkbox"/>
	60/40 split/fold 2nd-row seat back	
<input checked="" type="checkbox"/>	<input checked="" type="checkbox"/>	<input checked="" type="checkbox"/>
	Power driver's seat – 6-way	
<input type="checkbox"/>	<input type="checkbox"/>	<input checked="" type="checkbox"/>
	Two-tone super-soft leather (requires power passenger seat)	
Interior		
<input checked="" type="checkbox"/>	<input type="checkbox"/>	<input type="checkbox"/>
	Air conditioning – Manual	
<input type="checkbox"/>	<input checked="" type="checkbox"/>	<input checked="" type="checkbox"/>
	Air conditioning – Electronic automatic temperature control	
<input checked="" type="checkbox"/>	<input checked="" type="checkbox"/>	<input checked="" type="checkbox"/>
	AM/FM stereo with single CD and digital clock	
<input checked="" type="checkbox"/>	<input type="checkbox"/>	<input checked="" type="checkbox"/>
	AM/FM stereo with cassette and digital clock	
<input checked="" type="checkbox"/>	<input type="checkbox"/>	<input checked="" type="checkbox"/>
	6-disc CD changer (available with cassette stereo only)	
<input type="checkbox"/>	<input type="checkbox"/>	<input checked="" type="checkbox"/>
	Autolamp – Automatic on/off headlamps	
<input type="checkbox"/>	<input type="checkbox"/>	<input checked="" type="checkbox"/>
	Duratec Package – Includes Duratec V6 engine, 6-disc CD changer, MACH® Audio System, 5-passenger seating with floor console and shift or also available with 6-passenger seating and column shift	
<input type="checkbox"/>	<input checked="" type="checkbox"/>	<input checked="" type="checkbox"/>
	Instrument cluster – Satin-finish background	
<input type="checkbox"/>	<input checked="" type="checkbox"/>	<input checked="" type="checkbox"/>
	Leather-wrapped steering wheel	
<input type="checkbox"/>	<input type="checkbox"/>	<input checked="" type="checkbox"/>
	Luxury and Convenience Package – Includes heated side mirrors and auto-dimming rearview mirror with compass	
<input checked="" type="checkbox"/>	<input checked="" type="checkbox"/>	<input checked="" type="checkbox"/>
	Power adjustable accelerator and brake pedals	
<input type="checkbox"/>	<input checked="" type="checkbox"/>	<input checked="" type="checkbox"/>
	Simulated wood trim	
<input checked="" type="checkbox"/>	<input checked="" type="checkbox"/>	<input checked="" type="checkbox"/>
	Speed control	
<input checked="" type="checkbox"/>	<input type="checkbox"/>	<input checked="" type="checkbox"/>
	Visor vanity mirrors – Dual illuminated with sun blades	
<input checked="" type="checkbox"/>	<input checked="" type="checkbox"/>	<input checked="" type="checkbox"/>
	Wagon Comfort Package – Includes power driver's seat and power adjustable accelerator and brake pedals	
<input type="checkbox"/>	<input type="checkbox"/>	<input checked="" type="checkbox"/>
	Wood Package – Includes real wood and leather-trimmed steering wheel and faux wood shift knob	
Exterior		
<input type="checkbox"/>	<input checked="" type="checkbox"/>	<input checked="" type="checkbox"/>
	Keyless entry keypad	
<input checked="" type="checkbox"/>	<input checked="" type="checkbox"/>	<input checked="" type="checkbox"/>
	Security approach lamps	

*Available as part of Safety Package, requires ABS brakes.

**Always wear your safety belt and secure children in the rear seat.

PAINT AND TRIM COLORS



Vibrant White



Arizona Beige Metallic



Gold Ash Metallic

INTERIOR/EXTERIOR COMBINATIONS

			Medium Parchment
			Medium Graphite
			Dark Charcoal
			All Models
	■		Vibrant White
■			Arizona Beige Metallic
■			Gold Ash Metallic
■	■	■	Matador Red Metallic
■	■		Spruce Green Metallic
■	■	■	Patriot Blue Metallic
	■	■	Silver Frost Metallic
	■	■	Dark Shadow Grey Metallic
■	■	■	Black
			Sport Edition (SES Deluxe option)
	■		Matador Red Metallic
	■		Patriot Blue Metallic
	■		Silver Frost Metallic
	■		Dark Shadow Grey Metallic
	■		Black



Matador Red Metallic



Spruce Green Metallic



Patriot Blue Metallic



Silver Frost Metallic



Dark Shadow Grey Metallic



Black



Medium Parchment Cloth



Medium Parchment Leather



Medium Graphite Cloth



Medium Graphite Leather



Dark Charcoal Leather

WHEELS/ENGINES



16" Painted Aluminum Wheel
Standard on SE and SES



16" Machined-Aluminum Wheel
Standard on SEL



16" Steel Wheel
Standard on LX



16" Aluminum Sport Wheel
Standard on SES Sport Package



	3.0L OHV 12-Valve V6	3.0L DOHC 24-Valve Duratec V6
Horsepower (hp @ rpm)	155 @ 4900	200 @ 5650
Torque (lb.-ft. @ rpm)	186 @ 3900	200 @ 4400