



03 4RUNNER

V8 Sport Edition 4WD in Titanium Metallic with available moonroof, running boards, Daytime Running Lights (DRL) and rear spoiler.
Photographed July 2002, 1.5 kilometers north of Mount Everest base camp. Altitude: approximately 17,262 feet.

FOR INSPIRATION WE LOOKED TO PEOPLE IN HIGH PLACES.

In the modern history of adventure, there has been perhaps no greater feat than that of New Zealander Sir Edmund Hillary. On May 29, 1953, Hillary, accompanied by Sherpa Tenzing Norgay, was the first person to successfully climb Mt. Everest. Using little other than crampons, an ice ax, a crude oxygen system and an unwavering belief in themselves, the team spent seven weeks climbing from base camp to the 29,028-ft. peak. When asked what it took to reach Earth's highest point, Hillary noted, "It is not the mountain we conquer, it is ourselves. If you can overcome your fear, you are frequently able to extend yourself far beyond what you normally regard as your ability." The determination to surpass the assumed limits of one's ability is the driving force behind many of mankind's greatest accomplishments and the inspiration behind the most ambitious 4Runner we've ever built.

STANDARD FEATURES
SR5

- **Multi-Mode 4-wheel drive with Torsen®1 limited-slip center differential with locking feature (V6 4WD models)**
- **Full-time 4-wheel drive with Torsen®1 limited-slip center differential with locking feature (V8 4WD models)**
- **Vehicle Skid Control (VSC)2 + TRAC Traction Control3**
- **4-wheel Anti-lock Brake System (ABS) with Electronic Brake-force Distribution and Brake Assist4**
- **Hill Start Assist Control (HAC)**
- **Downhill Assist Control (DAC)—4WD models**
- **Defroster-linked CFC-free automatic climate control with rear ventilation and air filtration**
- **Driver and front passenger multi-stage5 air bag Supplemental Restraint System (SRS)6**
- **Power rear window with auto up/down, pinch protection and intermittent wiper**
- **Remote keyless entry with rear window power-down operation**
- **Electronic rear hatch locking system**
- Aerodynamic multi-reflector halogen headlamps with auto-off feature
- P265/70R16 tires on 6-spoke 16" styled steel wheels
- Gray metallic bumpers, fender flares, body cladding and license plate garnish
- Deluxe 3-in-1 AM/FM ETR/Cassette/CD with 6 speakers and in-glass FM diversity antenna
- Skid plates
- Integrated towing receiver hitch with ball mount kit7
- Power windows with driver auto up/down with pinch protection
- Multi-reflector taillamps
- Color-keyed grille and door handles
- Power door locks with auto door lock logic
- Power outside mirrors
- Tilt and telescopic 4-spoke steering wheel
- Variable intermittent windshield wipers with mist cycle
- Rear privacy glass with UV protection
- Front and rear mudguards
- Electric rear window defogger with timer
- Cruise control
- Engine immobilizer
- Multi-information display with time, fuel consumption, cruise range and temperature control information
- Black and silver interior trim
- Fabric door trim with silver accents
- Cut-pile carpeting and fabric headliner
- 4 cup holders
- 6 bottle holders (1 each in front door, 2 each in rear doors)
- Driver and front passenger dual sun visors with sliding extension and vanity mirror
- Overhead console with maplights and holder for sunglasses
- One front and one rear 12-volt auxiliary power outlet
- Gated shifter
- Center console storage box with convenience tray and fold-out trash bag holder
- Remote fuel door and hood releases
- Manually adjustable 8-way driver and 4-way passenger seat
- Power-adjustable driver's lumbar support
- Height-adjustable headrests in all seating positions; front seats with fore/aft adjustment
- 60/40 split fold-down rear seat
- Rear seat center armrest with pull-out cup holders and convenience tray
- Cargo area back-up mirrors (without JBL audio)
- Rear tonneau cover
- Scheduled maintenance indicator light
- Orange-illuminated speedometer, tachometer, coolant temperature and fuel level gauges; LCD odometer and twin tripmeters
- Air bag, seatbelt, low-fuel level, door-ajar, battery, check engine, oil pressure, brake, ABS and taillamp bulb failure warning lights
- Foot pedal parking brake
- Computer-controlled fuel gauge

SPORT EDITION

(In addition to/in place of SR5 Standard Features)

- **X-REAS Sport Enhancement Suspension**
- P265/65R17 raised white outline letter tires on 6-spoke 17" aluminum alloy wheels
- Hood scoop
- Silver painted grille, door handles, rear license plate garnish and roof rails with black crossbars
- Integrated front fog lamps
- Leather-wrapped steering wheel with integrated cruise and audio controls
- Silver-tone accent shift knob
- Color-keyed heated power outside mirrors
- Sport Edition badging
- High-contrast fabric-trimmed seats

LIMITED

(In addition to/in place of SR5 Standard Features)

- P265/65R17 tires on 5-spoke 17" aluminum alloy wheels
- Color-keyed front and rear bumpers, fender flares, grille, door handles and rear license plate garnish
- Silver painted illuminated running boards
- Silver painted bumper accents and roof rails
- Integrated front fog lamps
- Defroster-linked CFC-free dual zone automatic climate control with rear ventilation and air filtration
- Leather-trimmed interior with 8-way power-adjustable driver's seat with power-adjustable lumbar support and 4-way power-adjustable passenger seat
- Leather-wrapped steering wheel with integrated cruise and audio controls
- Anti-theft system with engine immobilizer
- Rear-seat audio system with remote control and wireless headphone capability
- Color-keyed heated power outside mirrors
- Heated front seats
- Silver- and granite-tone interior trim
- Double-decker cargo system with net
- Driver and front passenger sliding sun visors with illuminated vanity mirror
- HomeLink®8 universal transceiver
- Illuminated instrument cluster gauge needles
- Auto-dimming electrochromic mirror with compass
- 115V AC power outlet
- Auto on/off headlamps

Major features are in **bold italics**.

¹ Torsen® is a registered trademark of Zexel Torsen, Inc.

² Toyota Vehicle Skid Control (VSC) is an electronic system designed to help the driver maintain vehicle control under adverse conditions. It is not a substitute for safe driving practices. Factors including speed, road conditions and driver steering input can all affect whether VSC will be effective in preventing a loss of control. Please see your Owner's Manual for further details.

³ 4-wheel Traction Control in 4WD only. Rear-wheel Traction Control in 2WD mode.

⁴ Brake Assist is designed to help the driver take full advantage of the benefits of ABS. It is not a substitute for safe driving practices. Braking effectiveness also depends on proper brake-system maintenance and tire and road conditions.

⁵ Driver air bag is three-stage controlled deployment; front passenger air bag is two-stage controlled deployment.

⁶ The Toyota driver, front passenger, front seat-mounted side-impact and overhead front and rear side curtain air bags are Supplemental Restraint Systems (SRS). The driver and front passenger air bags are designed to deploy in severe (usually frontal) collisions where the magnitude and duration of the forward deceleration of the vehicle exceeds the design threshold level. The side-impact and overhead front and rear side curtain air bags are designed to inflate in severe side-impact collisions. In all other accidents, the air bags will not inflate. To decrease the risk of injury from a deploying air bag, always wear seatbelts, sit upright in the middle of the seat as far back as possible from the air bag modules and do not lean against the door. Do not put objects in front of an air bag or around the seatback. Do not use rearward-facing child seats in any front passenger seat. The force of a deploying air bag SRS may cause serious injury or death. Please see your Owner's Manual for further instructions.

⁷ For weight-carrying towing only.

⁸ HomeLink® is a registered trademark of Johnson Controls, Inc.

All information presented herein is based on data available at the time of printing, is subject to change without notice and pertains specifically to mainland U.S.A. vehicles only (may differ in the state of Hawaii, Puerto Rico, the U.S. Virgin Islands and in other regions).

1-800-GO-TOYOTA

Have you logged 100,000, 200,000 or more miles on your Toyota with the original engine, transmission and drivetrain? If you have, give us a call at 1-800-GO-TOYOTA and tell us your story.

toyota.com

©2002 Toyota Motor Sales, U.S.A., Inc.

OPTIONS

ALL MODELS

- **JBL Synthesis 3-in-1 AM/FM ETR/Cassette/CD with 10 speakers¹**
- **JBL Synthesis 3-in-1 AM/FM ETR/Cassette/CD with 6-disc in-dash changer and 10 speakers¹**
- **JBL Synthesis 3-in-1 AM/FM ETR/Cassette/CD with touch-screen DVD navigation system² and 10 speakers¹**
- **Front seat-mounted side-impact and overhead front and rear side curtain air bag Supplemental Restraint Systems (SRS)³**
- **Power tilt/slide moonroof with noise-reduction technology and sunshade**
- Color-keyed rear spoiler with center high-mount stop lamp (CHMSL)
- Front turn signals with Daytime Running Lights (DRL)

SR5 MODELS

- **Rear-seat audio system with remote control and wireless headphone capability**
- **Double-decker cargo system with net**
- Integrated front fog lamps
- Black roof rack
- Black running boards
- Leather-wrapped steering wheel and shift lever with integrated cruise and audio controls
- HomeLink®⁴ universal transceiver
- Anti-theft alarm system
- 115V AC power outlet
- Auto-dimming electrochromic rearview mirror with compass
- P265/70R16 tires on 6-spoke 16" aluminum alloy wheels
- P265/65R17 tires on 5-spoke 17" aluminum alloy wheels

SPORT EDITION

- **Rear-seat audio system with remote control and wireless headphone capability**
- **Double-decker cargo system with net**
- Black running boards
- HomeLink®⁴ universal transceiver
- Anti-theft alarm system
- 115V AC power outlet
- Auto-dimming electrochromic rearview mirror with compass

LIMITED

- **Rear Height Control Air Suspension (4WD V8 models)—includes X-REAS Sport Enhancement Suspension**
- **X-REAS Sport Enhancement Suspension**



SR5 standard 6-spoke 16" styled steel wheel



SR5 available 6-spoke 16" aluminum alloy wheel



SR5 available 5-spoke 17" aluminum alloy wheel
Limited standard 5-spoke 17" aluminum alloy wheel




Sport Edition standard 6-spoke 17" aluminum alloy wheel

COLORS



natural White^{1a} with Stone or Taupe interior




titanium Metallic with Stone,^{2a} Taupe^{2a} or Dark Charcoal^{3a} interior




Galactic Gray Mica with Stone,^{2a} Taupe^{2a} or Dark Charcoal^{3a} interior



Dorado Gold Pearl^{1a} with Taupe interior



Limited models include color-keyed cladding and are available in the following colors:
Pacific Blue Metallic (shown)
Titanium Metallic
Galactic Gray Mica
Dorado Gold Pearl
Stratosphere Mica
Black




impulse Red Pearl^{1a} with Stone or Taupe interior



Imperial Jade Mica with Stone,^{2a} Taupe^{2a} or Dark Charcoal^{3a} interior



Pacific Blue Metallic^{1a} with Stone or Taupe interior



Stratosphere Mica with Stone,^{2a} Taupe^{2a} or Dark Charcoal^{3a} interior



Black with Stone,^{2a} Taupe^{2a} or Dark Charcoal^{3a} interior

^{1a}Not available on Sport Edition model.
^{2a}Available on SR5 & Limited models.
^{3a}Available on Sport Edition model.

Major features are in **bold italics**.

¹ Requires leather-wrapped steering wheel and shift lever with integrated cruise and audio controls on SR5 models.
² The Toyota touch-screen DVD navigation system is designed to assist in locating an address or point of interest. Discrepancies may be encountered between the system and your actual location. Changes in street names, road closures, traffic flow or other road system changes may affect the accuracy of the mapping software. Rely upon your common sense to decide

whether or not to follow a specified route. Detailed coverage not available in every city. Optional periodic geographical updates available at an additional cost. See your navigation system Owner's Manual and your Toyota dealer for further details.
³ See Standard Features section for more information on Toyota's driver, front passenger, front seat-mounted side-impact and overhead front and rear side curtain air bag Supplemental Restraint Systems (SRS).
⁴ HomeLink® is a registered trademark of Johnson Controls, Inc.

Toyota 4Runners are designed to meet most off-road driving requirements. Abusive use may result in bodily harm or damage. Toyota encourages responsible operation to protect you, your vehicle and the environment. Some vehicles are shown with available equipment. Seatbelts should be worn at all times. Please do not allow passengers to ride in the cargo area. Towing receiver hitches/ ball mount kits are not intended to provide crash protection.

SPECIFICATIONS

| | SR5 | Sport Edition | Limited | | | |
|--|---|---------------|---------------------------------|-------|---------------------------------|-------|
| Mechanical/Performance | | | | | | |
| Engine | | | | | | |
| 4.0-liter DOHC 24-valve EFI VVT-i V61 | Standard | Standard | Standard | | | |
| 245 hp @ 5,200 rpm | | | | | | |
| 283 lb.-ft. @ 3,400 rpm | | | | | | |
| 4.7-liter DOHC 32-valve EFI V8 | Available | Available | Available | | | |
| 235 hp @ 4,800 rpm | | | | | | |
| 320 lb.-ft. @ 3,400 rpm | | | | | | |
| Ignition | Electronic, with Toyota Direct Ignition (TDI) | | | | | |
| Transmission | | | | | | |
| V6 models | 4-speed electronically controlled automatic overdrive (ECT) | | | | | |
| V8 models | 5-speed electronically controlled automatic overdrive (ECT) | | | | | |
| Body construction | Reinforced body-on-frame construction | | | | | |
| Drivetrain | | | | | | |
| 2WD | Front engine, rear-wheel drive | | | | | |
| V6 4WD | Multi-Mode 4-wheel drive with Torsen®2 limited-slip center differential with locking feature | | | | | |
| V8 4WD | Full-time 4-wheel drive with Torsen®2 limited-slip center differential with locking feature | | | | | |
| Suspension | Independent double-wishbone front suspension with stabilizer bar; 4-link rear suspension with coil springs and stabilizer bar | | | | | |
| Steering | Variable gear rack-and-pinion power steering | | | | | |
| Turning circle diameter, curb to curb (ft.) | 36.7 | | | | | |
| Brakes | Power-assisted 4-wheel ventilated disc brakes with 4-wheel Anti-lock Brake System (ABS), Electronic Brake-force | | | | | |
| Distribution (EBD) and Brake Assist3 | | | | | | |
| Vehicle Skid Control (VSC)4 + TRAC Traction Control5 | Standard | Standard | Standard | | | |
| Downhill Assist Control (DAC) (4WD models) | Standard | Standard | Standard | | | |
| Hill Start Assist Control (HAC) | Standard | Standard | Standard | | | |
| Exterior Dimensions front/rear (in.) | | | | | | |
| Overall height, unloaded (2WD/4WD) | 69.1/68.9 (71.6 with available roof rack) | 71.6 | 71.6 | | | |
| Overall width | 73.8 | 73.8 | 73.8 | | | |
| Overall length | 189.0 | 189.0 | 189.0 | | | |
| Wheelbase | 109.8 | 109.8 | 109.8 | | | |
| Track (front/rear) | 62/62 | 62/62 | 62/62 | | | |
| Interior Dimensions front/rear (in.) | | | | | | |
| Head room | 39.7/39.1 | 39.7/39.1 | 39.7/39.1 | | | |
| Shoulder room | 58.0/57.2 | 58.0/57.2 | 58.0/57.2 | | | |
| Hip room | 55.3/55.3 | 55.3/55.3 | 55.3/55.3 | | | |
| Leg room | 41.7/34.7 | 41.7/34.7 | 41.7/34.7 | | | |
| Seating capacity | 5 | 5 | 5 | | | |
| Off-Highway | 2WD | 4WD | 2WD | 4WD | 2WD | 4WD |
| Approach/departure angle (degrees) | 31/24 | 32/24 | 31/24 | 32/24 | 31/24 | 32/24 |
| Ground clearance (in.) | 8.9 | 9.1 | 8.9 | 9.1 | 8.9 | 9.1 |
| Skid plates | Engine and fuel tank skid plates on all models; 4WD models also include transfer case skid plate | | | | | |
| Weights and Capacities | | | | | | |
| Curb weight (lbs.) (2WD/4WD) | | | | | | |
| V6 models | 4,025/4,280 | | 4,065/4,320 | | 4,035/4,290 | |
| V8 models | 4,155/4,410 | | 4,195/4,450 | | 4,165/4,420 | |
| Gross Vehicle Weight Rating—GVWR (lbs.) (2WD/4WD) | | | | | | |
| V6 models | 5,120/5,380 | | 5,120/5,380 | | 5,120/5,380 | |
| V8 models | 5,250/5,510 | | 5,250/5,510 | | 5,250/5,510 | |
| Payload6 (lbs.) (2WD/4WD) | 1,095/1,100 | | 1,055/1,060 | | 1,085/1,090 | |
| Towing capacity7 (lbs.) | | | | | | |
| V6 models | 5,000 | | 5,000 | | 5,000 | |
| V8 models | 5,000 | | 5,000 | | 5,000 | |
| Cargo capacity (cu. ft.) rear seatbacks up/down | 42.2/75.1 (40.6/72.4)8 | | 42.2/75.1 (40.6/72.4)8 | | 40.6/72.4 | |
| Fuel tank (gal.) | 23.0 | | 23.0 | | 23.0 | |
| Tires | | | | | | |
| Size—Standard | P265/70R16 | | P265/65R17 | | P265/65R17 | |
| —Available | P265/65R17 | | NA | | NA | |
| Type | Mud-and-Snow-rated radial tires | | Mud-and-Snow-rated radial tires | | Mud-and-Snow-rated radial tires | |
| Spare | Full-size, mounted under body | | Full-size, mounted under body | | Full-size, mounted under body | |
| Mileage Estimates (mpg city/highway)9 | | | | | | |
| 2WD (V6; V8) | 18/21; 17/19 | | 18/21; 17/19 | | 18/21; 17/19 | |
| 4WD (V6; V8) | 17/20; 16/19 | | 17/20; 16/19 | | 17/20; 16/19 | |

¹Available December 2002.

²Torsen® is a registered trademark of Zexel Torsen, Inc.

³See Standard Features section for more information on Toyota's Brake Assist.

⁴See Standard Features section for more information on Vehicle Skid Control (VSC).

⁵4-wheel Traction Control in 4WD only. Rear-wheel Traction Control in 2WD mode.

⁶Includes weight of occupants, equipment and cargo.

⁷Before towing, confirm your vehicle and trailer are compatible, hooked up properly and you have all necessary additional equipment. The factory-installed receiver hitch on the 4Runner should only be used with weight-carrying hitch hardware, not weight-distributing hitch hardware. Do not

exceed any Weight Ratings and review all instructions and cautions from your trailer hitch manufacturer and Toyota vehicle Owner's Manual.

⁸With available double-decker cargo system.

⁹Preliminary mileage estimates determined by Toyota. Final EPA mileage estimates not available at time of printing. See your Toyota dealer for details.