

2010 Eclipse Coupe

MADE FOR THE SPOTLIGHT

“If you don't want your car to feel old in a couple of years, Mitsubishi's futuristically retro sporty-sounding Eclipse will keep both of you feeling young.”

RoadandTrack.com




There's nothing wrong with showing off a little. And Eclipse's signature styling makes it a standout on the road. With a host of luxury features that add substance to its sharp appearance, Eclipse is more than just a head turner, it's different for a reason.



Why it's different for a reason

THE 2010 MITSUBISHI ECLIPSE COUPE

It starts with exotic styling, rear spoiler and HID headlamps. But with Eclipse looks are just the beginning. You'll also get a powerful MIVEC engine, available 650-watt Rockford Fosgate® audio and Bluetooth® Handsfree voice recognition, all giving you a driving experience as exceptional as it looks.



Eclipse Coupe GT in Solar



Terra Cotta interior



Wave-form dash



Bluetooth® Handsfree



Rear-view backup camera



Motorcycle-inspired gauges

2010 MITSUBISHI ECLIPSE COUPE SPECIFICATIONS

Engine	GS	GS Sport	GT
Engine Type	2.4-liter 4-cylinder	2.4-liter 4-cylinder	3.8-liter V6
Valvetrain	SOHC 16-Valve with Mitsubishi Innovative Valve-timing Electronic Control (MIVEC)	SOHC 16-Valve with Mitsubishi Innovative Valve-timing Electronic Control (MIVEC)	SOHC 24-Valve with MIVEC
Horsepower/Torque	162 hp @ 6,000 rpm/162 lb-ft @ 4,000 rpm	162 hp @ 6,000 rpm/162 lb-ft @ 4,000 rpm	265 hp @ 5,750 rpm/262 lb-ft @ 4,500 rpm
EPA-estimated mpg (city/hwy)¹	MT: 20/28 AT: 20/27	20/27	MT: 16/25 AT: 16/24
Recommended Fuel	Regular Unleaded	Regular Unleaded	Premium Unleaded
Fuel Tank Capacity (gal.)	17.7	17.7	17.7
Transmission			
Type	5-speed manual 4-speed Sportronic® automatic	4-speed Sportronic® automatic	6-speed manual 5-speed Sportronic® automatic
Suspension			
Front	MacPherson strut with stabilizer bar	MacPherson strut with stabilizer bar and strut tower bar	MacPherson strut with stabilizer bar and strut tower bar
Rear	Independent low-mount multi-link suspension	Independent low-mount multi-link suspension	Independent low-mount multi-link suspension
Steering			
Type	Rack-and-pinion, Hydraulic Power Assist	Rack-and-pinion, Hydraulic Power Assist	Rack-and-pinion, Hydraulic Power Assist
Turning Circle, curb to curb (ft.)	40.0	40.0	40.0
Brakes			
Front	11.6" ventilated front disc brakes	11.6" ventilated front disc brakes	11.6" ventilated front disc brakes
Rear	10.3" solid rear disc brakes	10.3" solid rear disc brakes	11.2" ventilated rear disc
Control System	Anti-lock Brakes with Electronic Brakeforce Distribution (ABS and EBD)		
Wheels and Tires			
Tires	P235/50R17 all season tires	P235/45R18 all-season tires	P235/45R18 all-season tires
Wheels	17-inch alloy wheels	18-inch alloy wheels	18-inch alloy wheels
Exterior Dimensions			
Wheelbase (in.)	101.4	101.4	101.4
Length (in.)	180.4	180.4	180.4
Width (in.)	72.2	72.2	72.2
Height (in.)	53.5	53.5	53.5
Track, front/rear (in.)	61.8/61.8	61.8/61.8	61.8/61.8
Curb Weight (lbs.)	MT: 3,263 AT: 3,296	3,296	MT: 3,479 AT: 3,545
Interior Dimensions			
Head Room, front/rear (in.)	38.5/34.6	37.5/34.6	37.5/34.6
Shoulder Room, front/rear (in.)	54.2/51.2	54.2/51.2	54.2/51.2
Hip Room, front/rear (in.)	53.7/44.4	53.7/44.4	53.7/44.4
Leg Room, front/rear (in.)	42.8/29.2	42.8/29.2	42.8/29.2
Passenger Volume (cu. ft.)	81.6	80.2	80.2
Cargo Volume (cu. ft.)	15.7	15.7	15.7

Performance	GS	GS Sport	GT
Strut tower bar	—	—	Standard
Sport-tuned front MacPherson strut and rear multilink suspension	Standard	Standard	Standard
17-inch alloy wheels	Standard	—	—
18-inch machine-finish alloy wheels	—	Standard	Standard
Exterior			
High-Intensity Discharge (HID) projector-type headlamps	—	Standard	Standard
2-tone color-keyed bumpers	Standard	Standard	Standard
Parabolic fog lights	—	Standard	Standard
Alloy fuel door	—	—	Standard
Large rear spoiler	—	Standard	Standard
Clear chrome LED tail lights	Standard	Standard	Standard
Dual exhaust outlets with polished exhaust tips	Standard	Standard	Standard
Safety and Security			
Advanced dual-stage front airbags, front seat-mounted side airbags and roof-mounted side curtain airbags ²	Standard	Standard	Standard
Active Stability Control (ASC)	Standard	Standard	Standard
Theft-deterrent alarm system	Standard	Standard	Standard
Comfort and Convenience			
Soft-touch wave-form cockpit	Standard	Standard	Standard
Ice-blue LED illumination of instruments and controls	Standard	Standard	Standard
Day-night rear-view mirror with dual map lights	Standard	Standard	Standard
Manual air conditioning	Standard	Standard	—
Automatic climate control	—	—	Standard
Tilt steering column with sport-wrapped steering wheel and shift knob	Standard	Standard	Standard
Steering wheel-mounted audio controls	—	Standard	Standard
Rear-view backup camera	—	Standard	Standard
Cruise control	Standard	Standard	Standard
Audio and Technology			
140-watt Mitsubishi AM/FM/CD/MP3 audio system	Standard	—	—
650-watt(max) Rockford Acoustic Design® premium audio system with SIRIUS® Satellite Radio w/3-mo. pre-paid subscription	—	Standard	Standard
Bluetooth® Handsfree phone system	—	Standard	Standard
Disclaimers			

¹ EPA Estimates are to be used as a standardized comparison with other vehicles. Your actual mileage will vary depending on how you drive and maintain your vehicle. ² Airbags are part of a Supplemental Restraint System (SRS). To decrease the risk of injury from a deploying airbag, all occupants must be properly restrained and seated well back, upright and in the middle of the seat. Do not lean against the door. Always place children 12 and under in the rear seat and use appropriate child restraints. Never place a rear-facing infant restraint in the front seat. See your owner's manual and instructions provided with your child restraint for more information.

The 2010 Mitsubishi Eclipse Coupe

10-year
100,000-mile
LIMITED POWERTRAIN WARRANTY

5-YEAR/60,000-MILE
BUMPER-TO-BUMPER

7-YEAR/100,000-MILE
ANTI-CORROSION/PERFORATION

5-YEAR/UNLIMITED
ROADSIDE ASSISTANCE

It just makes sense: Our vehicles are different than any on the road, so why shouldn't our warranties be a cut above as well? At Mitsubishi, we're so confident in the quality, reliability and durability of Eclipse that we back it with one of the best Limited Powertrain Warranties in the business: 10 years or 100,000 miles.³ It's just one in a number of extensive warranties that come with the Eclipse—a list that includes a 5-year/60,000-mile fully transferable bumper-to-bumper New Vehicle Limited Warranty.

STARTING AT
MSRP* **\$20,699**

³ All coverage terms are from the original in-service date. The 10-year/100,000-mile Limited Powertrain Warranty applies only to the original owner of new, retailed 2010 models purchased from an authorized Mitsubishi dealer. Subsequent owners receive the balance of the New Vehicle Limited Warranty of 5 years/60,000 miles.

⁴ Manufacturer's Suggested Retail Price. Excludes tax, title, license etc. Vehicle availability may vary. Actual prices set by retailers.

Technical data, equipment and options shown are based on the latest information available at the time of printing and are subject to change without notice. Colors may vary due to the printing process. Exterior and interior lights on vehicles shown may be illuminated for illustration purposes only. Vehicles are shown with optional equipment. Not all equipment is available on every model. For complete details about equipment configuration and Mitsubishi Genuine Accessories, please contact your Mitsubishi retailer.

©2009 Mitsubishi Motors North America, Inc.,
6400 Katella Ave., Cypress, CA 90630-0064
mitsubishicars.com 1-888-MITSU2010

EXTERIOR COLOR



Solar



Sunset Pearlescent



Rave Red



Carbon




Kalapana Black




Maizen Blue


INTERIOR TRIM




Medium Gray Sport
Fabric
GS




Dark Charcoal Sport
Fabric
GS



Medium Gray
Leather
GT



Dark Charcoal
Leather
GT



Terra Cotta Sueded
Knit/Leather
GT

ACCESSORIES



Aero Kit



Fog Lights



Rear Wing Spoiler

- Cargo cover
- Cargo mat
- Cargo net
- Cargo organizer
- Alloy fuel door

- Car cover
- Mud guards
- Sunroof wind deflector
- All weather floor mats
- Sport carpet floor mats

- License plate frame
- Remote engine start
- Wheel locks
- iPod adapter
- RALLIART wheel lock/fluted lugs kit

- Ash cup
- Cabin air filter
- Cigar lighter
- Leather seat covers