



cube® 1.8 SL in White Pearl.

2011 NISSAN cube®

THE SHAPE OF THINGS TO COME. Say hello to a cube that's extremely well-rounded. From a unique wrap-around rear window, to a cool curvy dash, it's high style filled with loungey accommodations. Loads of accessories let you personalize inside and out. It's fun to drive and easy to love, while getting up to 27 city/31 highway mpg.¹ With the security of six standard air bags and Vehicle Dynamic Control.^{2,3} So step out of your box, into a cube.

¹ 2011 EPA Fuel Economy Estimates. Actual mileage may vary with driving conditions – use for comparison only. Mileage listed for cube 1.8-L with Xtronic CVT®. ² Air bags are only a supplemental restraint system; always wear your seat belt. Even with the occupant-classification sensor, rear-facing child restraints should not be placed in the front-passenger's seat. Also, all children 12 and under should ride in the rear seat properly secured in child restraints, booster seats, or seat belts according to their size. Air bags will only inflate in certain accidents; see your Owner's Manual for more details. ³ VDC, which should remain on when driving except when freeing the vehicle from mud or snow, cannot prevent accidents due to abrupt steering, carelessness, or dangerous driving techniques. Always drive safely.



SHIFT_the way you move

PACKAGES

1.8 S KRÖM® EDITION

Xtronic CVT® (Continuously Variable Transmission)
Kröm-exclusive integrated body design – front fascia and grille, side sills, rear fascia and rear roof spoiler
Kröm-exclusive 16" aluminum-alloy wheels
Kröm-exclusive black/gray seat trim
Kröm aluminum-trimmed pedals
Titanium-tone interior accents
Interior accent lighting
Nissan Intelligent Key® with Push Button Ignition
Nissan Navigation Package with
5.0" color touch-screen monitor
XM® Satellite Radio, XM NavTraffic®¹ and 6 speakers
Rockford Fosgate 8" subwoofer and amplifier
USB connection port for iPod® interface and other compatible devices²
RearView Monitor³
Automatic Temperature Control (ATC) with rear floor vents and outside temperature display
Automatic on/off headlights

1.8 SL PREFERRED PACKAGE

Fog lights
Nissan Intelligent Key® with Push Button Ignition
Nissan Navigation Package with
5.0" color touch-screen monitor
USB connection port for iPod® interface and other compatible devices²
RearView Monitor³
XM® Satellite Radio, XM NavTraffic®¹ and 6 speakers
Rockford Fosgate 8" subwoofer and amplifier

ACCESSORY PACKAGES

INTERIOR DESIGNER PACKAGE

Shag dash topper
Front door bungees (2 each of 4 colors)
Carpeted floor mats
Carpeted cargo mat

INTERIOR ILLUMINATION PACKAGE (1.8 S, 1.8 SL)

Interior accent lighting
Illuminated kick plates, stainless steel (4-piece)

1.8 S SPORT PACKAGE

Aerodynamic kit – front chin spoiler, side sills, rear underbody protector and rear roof spoiler
Custom front grille
15" x 6.0" aluminum-alloy wheels

EXTERIOR ACCENT PACKAGE (1.8 S, 1.8 SL)

Chrome front fascia accent
Chrome side mirror covers
Chrome door handle accents

SPECIFICATIONS

ENGINE

MR18DE – 1.8-liter DOHC 16-valve 4-cylinder engine
Horsepower – 122 hp @ 5,200 rpm⁴
Torque – 127 lb-ft @ 4,800 rpm⁴

DRIVETRAIN

Front engine/Front-Wheel Drive
6-speed manual transmission (1.8, 1.8 S)
Xtronic CVT® (Continuously Variable Transmission) – Optional on 1.8 S;
Standard on 1.8 SL
Active Brake Limited Slip (ABLS)



SUSPENSION AND STEERING

Front: Independent strut suspension with stabilizer bar
Rear: Torsion beam suspension with integrated stabilizer bar
Ripple-control strut/shock absorbers
Vehicle-speed-sensitive electric power steering

BRAKES

Power-assisted vented front disc/rear drum brakes
4-wheel Anti-lock Braking System (ABS)
Electronic Brake force Distribution (EBD)
Brake Assist

WHEELS AND TIRES

15" x 6.0" steel wheels with bolt-on wheel covers (1.8, 1.8 S)
15" x 6.0" 8-spoke aluminum-alloy wheels (1.8 SL)
16" x 6.0" Kröm aluminum-alloy wheels (Part of )
P195/60HR15 all-season tires (1.8, 1.8 S)
P195/55VR16 all-season tires (Part of )

WARRANTIES

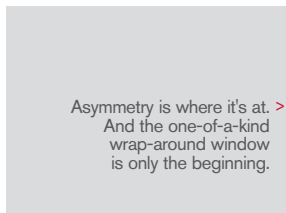
Every Nissan is backed by a 36-month/36,000-mile limited vehicle coverage and a 5-year/60,000-mile limited powertrain coverage. 2003–2010 Vehicles equipped with a Continuously Variable Transmission (CVT) also have a 10-year/120,000-mile CVT limited warranty extension. (For complete information, see your Nissan dealer and read the actual limited warranty.) For extra protection, you can also add Security+Plus®, the only extended service agreement approved by Nissan.

For more warranty information or questions on 2003–2010 vehicles equipped with a Continuously Variable Transmission, please visit www.NissanAssist.com.

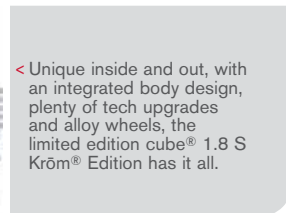


< Inspired by a raindrop, the ripple theme is all around, and the mood is peaceful. From ceiling to cup holders, and even speaker detail, cool design sets the tone.

Personalize your cube in lots of > different ways, from bold exterior options to colorful interior add-ons.



Asymmetry is where it's at. > And the one-of-a-kind wrap-around window is only the beginning.



< Unique inside and out, with an integrated body design, plenty of tech upgrades and alloy wheels, the limited edition cube® 1.8 S Kröm® Edition has it all.

¹ XM Satellite Radio and XM NavTraffic require subscriptions sold separately after trial period. Subscriptions governed by XM Customer Agreement at xmradio.com. Fees and programming subject to change. Available only to those at least 18 years of age in the 48 contiguous United States and D.C. ©2010 SIRIUS XM Radio Inc. SIRIUS, XM and all related marks and logos are trademarks of SIRIUS XM Radio Inc. and its subsidiaries. ² Driving is serious business and requires your full attention. Do not operate any devices connected to the auxiliary input jack, Interface System for iPod® or USB connection port while driving. ³ Parking aid/convenience feature. Cannot completely eliminate blind spots or warn of moving objects. May not detect every object. Always check surroundings before moving vehicle. Not a substitute for proper backing procedures. Always turn to check what is behind you before backing up. ⁴ CA emissions (SULEV) equipment causes nominal reductions in horsepower (from 122 hp to 117 hp) and torque (from 127 lb-ft to 122 lb-ft). All illustrations, photographs and specifications are based on the latest product information available. Some vehicles shown with optional equipment. See the actual vehicle for complete accuracy. Availability and delivery times for particular models or equipment may vary. Nissan North America, Inc. reserves the right to make changes at any time, without prior notice, in prices, colors, materials, equipment, specifications and models, and to discontinue models or equipment. Specifications, options and accessories may differ in Hawaii, U.S. territories and other countries. For additional information on availability, options or accessories, see your Nissan dealer. The Nissan names, logos, product names, feature names, and slogans are trademarks owned by or licensed to Nissan Motor Co. Ltd. and/or its North American subsidiaries. Always wear your seat belt, and please don't drink and drive. ©2010 Nissan North America, Inc.