

Continental GT



# Table of Contents.

## TABLE OF CONTENTS


THE CONTINENTAL STORY: PAGE 4

PERFORMANCE & DRIVING DYNAMICS: PAGE 7

EXTERIOR STYLING: PAGE 17

INTERIOR DESIGN: PAGE 25

TECHNICAL SPECIFICATION: PAGE 40



R-TYPE, 1952

CONTINENTAL GT, 2003

CONTINENTAL GT, 2010

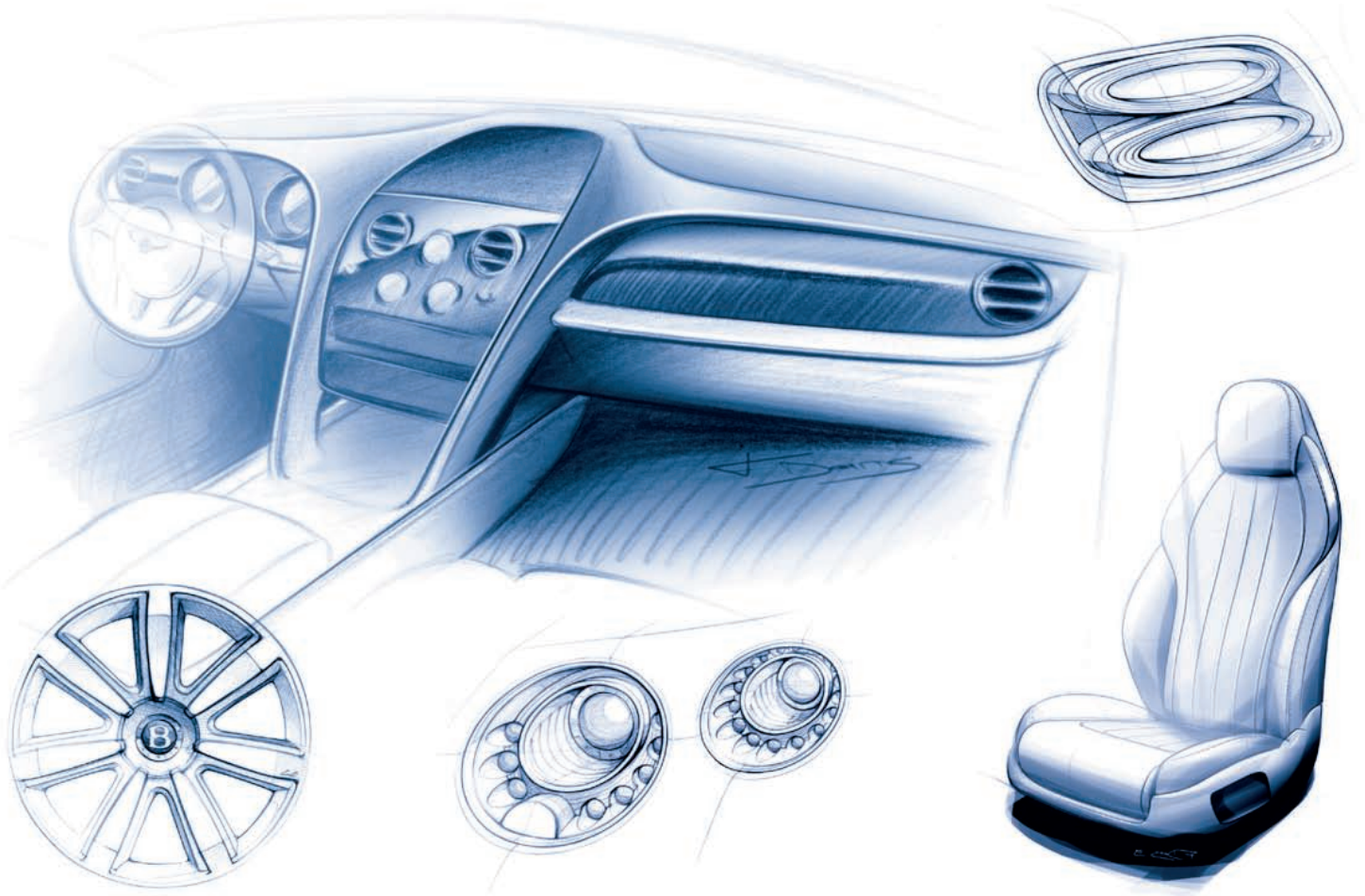
---

Throughout history, there have been moments when a Bentley has altered our understanding of great motoring. From the company's earliest days, we've created cars that set new standards in automotive design and engineering. But they were more than that.

They were icons of motoring. These were cars that took the Grand Touring rulebook and rewrote it. We did it in the 1950s with the beautiful R-Type Continental and we did it again at the start of the 21st century with the Continental GT, a car

that began a revolution in Grand Touring automobiles. Now, at the start of a new decade, we've unveiled our latest masterpiece, the new Continental GT, a stunning coupe that blends classic Bentley DNA with contemporary design and modern

technology. The perfect fusion of supercar performance and handcrafted luxury ensures the remarkable, new Continental GT creates a revolution of its own. Welcome to a new chapter in Bentley's automotive history.





# Performance & Driving Dynamics

PERFORMANCE & DRIVING DYNAMICS

# Sure-footed Athlete

SURE-FOOTED ATHLETE

What use is power without control? As any driving enthusiast will tell you, to appreciate the latter, first you need a car that is capable of handling the former.

The new Continental GT is a fine example of our engineers' determination to create the ultimate Grand Tourer. The coupe's entire chassis is designed to be as strong and as rigid as possible – thus ensuring that the advanced suspension system can

do its work on the road, where it matters. The suspension itself, is comprehensively engineered, as well, to give the new coupe true Grand Tourer versatility. The results are clear. From behind the wheel you will experience phenomenal agility and poise when driving hard, and remarkable stability and reassurance when crossing countries – and even continents – at the highest possible speeds.

The coupe's wide, low-sprung appearance is more than just for looks. Its width means it sits aggressively low to the road. This 'planted' appearance means its not just hunkered down ready for action but in motion is incredibly stable at all speeds, in all circumstances. State-of-the-art suspension, including lightweight aluminium levers and anti-roll bars, mean the chassis can react instantly and precisely to every corner and turn. Perfectly calibrated spring and damper settings make the car more nimble than you might ever dare imagine.

Yet in true Bentley style, the new Continental GT is as good at cosseting its passengers as it is at entertaining them. Intelligent Continuous Damping Control constantly monitors the car's attitude and poise. By adjusting the suspension settings hundreds

of times a second it can provide a remarkably supple ride at low speeds and increased control as your speed climbs. It can even lower the car closer to the ground to ensure the best possible stability as you reach speeds close to 200mph (322km/h).



#### CONTINENTAL GT FEATURES

- Servotronic steering adjusts to allow lighter inputs around town, or while parking, but instant response at higher speeds.
- Extensive wind-tunnel analysis allowed designers to create a low coefficient of drag, with an advanced aerodynamic underbody providing greater stability.
- The new Continental GT is lighter than its predecessor – improving both its power-to-weight ratio and poise under cornering.







# The soul of a Supercar

THE SOUL OF A SUPERCAR

The soul of the new Continental GT is the latest evolution of Bentley's acclaimed 12-cylinder, 6-litre power unit, now engineered to provide even more supercar performance, with increases in power, torque and fuel efficiency.

The Continental GT's engine is renowned as one of the most technologically advanced of its kind. Designed in a unique 'W' configuration, it is the most compact 12-cylinder engine in the world. Four camshafts and 48 valves allow the engine to breathe effortlessly and help to generate

the distinctive wave of torque for which all Bentleys are renowned. It's also capable of running on the latest environmentally sustainable bio-fuels thanks to its advanced FlexFuel technology, allowing it to run seamlessly on gasoline, bio-fuel or any mix of the two.

Low friction, lightweight components allow the W12-format engine to operate even more freely, while the latest engine management system and twin, low-inertia turbochargers are optimised to ensure minimal turbo lag. While the changes are hidden

away, from behind the wheel you will notice them immediately, as the engine produces effortless power at any speed.

With that ability to produce great swathes of instantaneous power, stunning acceleration and dynamism are on hand at all times. The new Continental GT is even faster than its predecessor. With its power output raised to an immense 567bhp (575PS/423kW) and 700Nm (516lb ft) of torque, the coupe is capable of devastating speeds. In tandem with a new six-speed Quickshift transmission,

which reduces gear change times by up to 50 percent, it will launch from standstill to 62mph (0–100km/h) in just 4.6 seconds and reach a top speed of 198mph (318km/h).

The Quickshift system also permits instant double downshifts – for example, changing from sixth to fourth gear – to take advantage of improved engine braking and ensures you are always in the right gear at the right time, for a truly involving driving experience.





# All-wheel drive for all-out driving

ALL-WHEEL DRIVE FOR ALL-OUT DRIVING

Until you've experienced the benefits of the state-of-the-art, all-wheel drive system first hand, it's hard to appreciate just how significant an impact it has – unveiling the supercar dynamics that lie at the heart of the Continental GT.

Its ability to accelerate under a wave of torque at any speed

in all weather conditions is unparalleled. Quite simply, few cars can match it when it comes to transferring its power smoothly and safely to the road.

Unlike standard two-wheel-drive cars, which simply use invasive electronic traction control systems to limit wheelspin, the Continental GT

benefits from one of the world's most advanced all-wheel-drive systems to ensure that all the power in its 12-cylinder engine generates is available.

With a 40:60 split power delivery, the coupe feels even more poised for action and, thanks to that additional power being fed to the rear wheels, it is significantly more controllable as you accelerate away from corners. All-wheel drive is not simply about delivering superb traction for higher performance, of course. It also ensures you will benefit from greater safety in all weather conditions. The system harnesses the output of the twin-turbocharged W12 engine and uses an advanced Torsen differential to send power to all four wheels. It can instantaneously adjust the power split between the front and rear

wheels depending on the available grip. In addition, the updated Electronic Stability Control (ESC) system operates alongside the all-wheel drive system to deliver superb reassurance whatever your driving style.



#### CONTINENTAL GT FEATURES

- Sport Traction mode allows the driver to exploit the full potential of the Continental GT's engine by moderating the Electronic Stability Control.
- The 40:60 (front:rear) split power ratio engages the coupe in an active position while delivering significantly more control when accelerating out of corners.
- A discreet spoiler mounted below the rear windscreen rises at speed to generate greater downforce.

# Fuelled for the future

FUELLED FOR THE FUTURE

At Bentley we take our environmental responsibilities seriously. That's why, in 2008, we announced a far-reaching environmental programme to harness renewable fuel technologies and reduce carbon dioxide emissions across the Bentley range.

We pledged an overall improvement in the efficiency of all our cars of 15 percent and revealed new technologies that would deliver potential CO<sub>2</sub> reductions of up to 70 percent on a 'well-to-wheel' basis – the measurement of CO<sub>2</sub> release of a fuel from its production (well) to its combustion or deployment (wheel).

This commitment to minimise our environmental impact has taken shape in the development of FlexFuel engines for our Continental range. FlexFuel is a remarkable technology that gives our W12 engine the ability to run seamlessly on bioethanol (E85), petrol or any mix of the two fuels – all from a single tank.

Though it sounds simple, the ability to run on petrol and biofuel, no matter the proportions involved is a technical challenge. It demanded some pioneering


engineering to guarantee that we could achieve our environmental targets without sacrificing our reputation for performance and luxury.

Firstly, to ensure that the power and torque generated by our engines remains constant, an advanced Fuel Quality Sensor continuously monitors the ratio of the fuels used. It then guides the Engine Control Unit to adjust the engine's timing. This provides the seamless power delivery for which Bentley engines are renowned, and means you don't have to compromise on performance to use fuels that overall create lower CO<sub>2</sub> emissions.



#### CONTINENTAL GT FEATURES

- Bentley's FlexFuel technology has been tested in extreme hot and cold climates – from 50°C in South Africa to -30°C in the cold northern extremes of Scandinavia.
- In excess of 1 million miles of testing have been carried out.
- FlexFuel has the potential to deliver better 'well-to-wheel' CO<sub>2</sub> savings than hydrogen or electrically-powered cars for years to come.









# Exterior Styling

EXTERIOR STYLING



# Sculpted Potency

SCULPTED POTENCY



Creating a new GT coupe allowed our design team to combine inspiration from iconic Continental models from the past with the most advanced technologies. This clever blend of heritage and contemporary ensured that the new Continental GT would be more than just an eye-catching evolution of what is already a revolutionary Grand Tourer.

The coupe's dominant bonnet and pronounced, raised haunches give a wider, longer and more sporting feel. It's a clear sign that this is a driver's

car at heart. All across the car, the latest techniques have been used to deliver definition and form to every area of its exterior. The familiar power line – a crisp modern echo of the original 1950s R-Type Continental – that runs from above the rear wheels into the front wheel arch now has even sharper radii to create distinct surfaces.

The latest Super Forming technologies were also used to create panels such as the front fenders and wings. This advanced production technique allows us to create a sculptured panel from a single piece of aluminium. The benefits to our designers are immense: it allows them to confidently imagine the most precise lines and unbroken surfaces, and bring to the new coupe the feel of a truly coachbuilt car.

At the rear, distinctive wraparound lights – seamlessly integrated into the haunches of the car – are distinguished by their signature 'floating' LED lamps. Furthermore, they are discreetly pulled around the rear corners to emphasise the coupe's width and purposeful stance. Meanwhile, the bootlid introduces the powerful 'double horse-shoe' motif first seen on the all-new flagship Bentley Mulsanne, while flared elliptical exhaust tailpipes drive home the Continental GT's sporting credentials.

The new Continental GT's sporting stance is enhanced by the 20-inch alloy wheels fitted as standard, with the option to upgrade to even more imposing and powerful 21-inch wheels should you wish. These will be available in three different styles – a standard 20-inch five-spoke

version and two 21-inch Elegant and split-rim Sports variations, which come in a variety of chromed and painted finishes. Please see the Continental GT specification cards for full details.



# Iconic, bold design

ICONIC, BOLD DESIGN

Being able to stand out from the crowd is part of the Bentley experience. If you see a Continental GT on the road you'll instinctively know it is one of our cars. What's the secret? By ensuring that each model to leave our home in Crewe, England has an instantly recognisable persona – a look that could only come with a Bentley.

This is, perhaps, most evident around our cars' striking 'faces' – bold, iconic designs that have carried Bentley's distinctive

design DNA through many generations of cars.

On the new GT coupe that profile is as characteristic as ever. The classic, imposing matrix radiator grille has been given an even stronger feel. Our designers like to say that it stands proud into the onrushing wind, as a Bentley should.

The coupe's headlights have been designed to incorporate a beautiful jewellery effect. The car retains the familiar four-lamp format so reminiscent of previous Bentleys, but each


one has been styled with exquisite detailing including eye-catching, daylight-running LED lamps. And as with the rear lights, the headlamps – with integrated washers – are seamlessly set into the fenders that have been sculpted from a single sheet of Super Formed aluminium.

In profile the new Continental GT appears distinctly sporting. With its bold raised waistline incorporating a sleek new side window design, the coupe gives the impression of being truly

poised, squatting purposely close to the ground. And from the inside, these design features enable passengers to feel safely cocooned from the elements and more at one with the car.

#### CONTINENTAL GT FEATURES

- The "jewellery" on the Continental GT's exterior, such as the radiator grille, side window surrounds, and headlight rims, are sculpted by hand from solid stainless steel.
- Super Formed aluminium panels are heated to nearly 500°C before being shaped by air pressure allowing the creation of forms that conventional processes cannot achieve.
- The glimmering headlights sport state-of-the-art, daylight-running LED lamps.







# Sharpening the edge of an icon

SHARPENING THE EDGE OF AN ICON

Our designers refer to them as the 'power lines' – the sweeping, crisp detailing that draws your eye effortlessly from the front wheels, past the cabin and into the rear arches, from where the coupe seems set to launch itself towards the horizon.

These sharp, contemporary lines are only achievable as a

result of new design and manufacturing technologies. It's only thanks to Bentley's state-of-the-art research facilities and its life-long commitment to producing coachbuilt cars that these exquisite details can be achieved. For only under the watchful eye of our experienced craftsmen and women – many

of whom have worked with us for decades – are we able to create the perfect forms that our designers intended.

From the purposeful bonnet lines through to the sharp edge that perfectly divides the door handles, each change in surface is shaped to the most precise radius. It provides the Continental GT with a seamless, sculpted form that is as contemporary as it is considered.

Not all the car's styling is intended to draw your gaze across its entire length. A lower 'sabre' brightware feature sits above the door sills and thrusts forwards towards the centre of the front wheels. Its form and angle hints at the sharp and latent potential carried by the Continental GT at all times.



#### CONTINENTAL GT FEATURES

- Attention to exterior detail abounds on the Continental GT, from Bentley-branded brake calipers through to an optional, jewel-like alloy fuel filler cap.
- Advanced keyless entry and ignition means you can simply open the doors and drive away.





*Interior Design*

INTERIOR DESIGN



# Sensuous Refinement

SENSUOUS REFINEMENT

With an entirely hand-crafted interior, the Continental GT sets new standards in refinement and luxury. Our interior designers have skillfully evolved the car's cabin to produce a stylish yet cocooning space in which up to four people can relax in total comfort.

The new GT's interior design is a whole different experience.

The instrument panel and dashboard that subtly echo the flying wings of the Bentley motif have been fashioned from the highest quality soft-touch leathers. New touchscreen dials and the innovative, removable storage case crafted from matching veneer are housed within this dynamic

cockpit area, which rises from the centre console in the form of dramatically surfaced 'wings'.

The distinctive 'cobra' design seats introduce the latest body-supporting materials, making them most comfortable yet. They can be specified with front-seat ventilation as well as a state-of-the-art massage system with 10 individual massage cells. Their improved ergonomics also means more legroom for back-seat passengers and their slim-line design provides easy access to the rear cabin.

Incredible attention to detail has gone into making the coupe's cabin as quiet and refined a place as possible. No other Grand Tourer offers such impressive levels of refinement thanks to the advanced noise-suppression technology that includes acoustic

glazing, under-floor shields and hidden anti-vibration panels throughout the interior.



#### CONTINENTAL GT FEATURES

- The coupe's new instrumentation comes in the form of beautiful analogue dials which are flooded at night with white illumination.
- The sensational cobra design seats are available with a standard four-flute design or optional Mulliner Driving Specification diamond quilting for a more sporting feel.

# Contemporary Craftsmanship

CONTEMPORARY CRAFTSMANSHIP

With a host of beautiful main and secondary leather hide options, veneers, engine-spun metal fascias, and exterior paint colours (including remarkable new Extreme Silver and Liquid Mercury finishes), the world of choice when it comes to creating your new Continental GT is breath-taking.

Over 80 percent of the entire cabin is trimmed with exquisite, soft-touch leather while our full

range of wood veneers, cool-touch metals and deep-pile carpets – all finished in our unparalleled workshops – act as the perfect contrast. Our attention to detail even extends to applying a UV stabilizer to our veneers to protect them from bleaching, thus ensuring they can be enjoyed for decades to come.

And as with every Bentley, wherever metal is on show, you can rest assured that it is only

the finest stainless steel or chrome, to give that reassuringly solid feel from the very first touch.

Every single stitch in every leather hide is still sewn under the watchful eye of our craftsmen and women – as it always has been – and in the Continental GT, the manner in which these stitching lines enhance the interior surfaces has been brilliantly emphasised. Thanks to the use of ingenious, angled 'ramps' behind

the leather, our designers have been able to create sharp, well-defined interior styling lines, while maintaining a soft-touch feel.


Even the glovebox has been studied intently to allow it to open in a way that is most pleasing to the touch. We calculated the ideal force required to release it and even the time it takes to glide open – 1.7 seconds, in case you were wondering...



#### CONTINENTAL GT FEATURES

- The use of innovative, angled 'ramps' behind the leather give the interior styling lines incredible definition without compromising the luxurious feel.
- From the air vents to the exquisitely detailed gear lever, all metal displayed is the finest quality stainless steel or chrome.





TONE



RADIO

MEDIA

TEL

MAP

NAV

INFO



CAR

# What every grand tourer needs

WHAT EVERY GRAND TOURER NEEDS

To complement its modern interior, the Continental GT also boasts advanced touchscreen technology, from which both the driver and front-seat passenger can operate the state-of-the-art infotainment and satellite navigation system.

The new system – designed specifically by Bentley – uses a combination of touchscreen controls and classic knurled rotary switches to offer instant

usability and crystal-clear feedback. Even the graphic interface of the touchscreen was created in-house to ensure its visuals were completely in keeping with the style of the whole interior. Look closely and you will see that the knurled switches on the screen are ‘virtual’ echoes of the real knurled switches below.

The 8-inch screen operates the car’s audio system,

telephone, ride and comfort settings and, of course, the very latest navigation system, which uses both an in-car hard-disc drive or DVD player to access map data. It can employ dynamic navigation to guide you around areas of heavy traffic, plus find destinations using geo-tagged photos from an SD memory card and is also Google Maps-compatible (market specific), allowing you

to view chosen locations through satellite imagery.

Points of interest on your journey can be updated by an instant online search and full 7-digit post code entries are accepted to guide you directly to the door of any destination. And, as with all of the coupe’s main in-car systems, the navigation can be operated with voice control.



#### CONTINENTAL GT FEATURES

- The coupe's advanced satellite-navigation is driven by a 30Gb hard-disc drive to provide instant access to route data.
- The 8-inch touchscreen boasts the latest navigation technology, and places the car's audio system, telephone and comfort settings at your fingertips.

# The sound of a Bentley

THE SOUND OF A BENTLEY



The Continental GT's new infotainment system also provides the ultimate in audio sound systems – a standard 8-speaker configuration and the acclaimed 14-speaker Naim for Bentley Premium system.

The flagship Naim for Bentley Premium audio system (optional) continues to set new standards for in-car entertainment. Created exclusively for the Continental GT by British audio specialists Naim, it uses, in an industry first, the latest Balanced Mode Radiator speakers (standard on all models) and Dirac Dimensions™ digital processing to provide concert hall-quality sound reproduction for every occupant.

The Continental GT also benefits from telephone and music player connectivity, digital television (where available) and DVD movie playback. Music can

be played and controlled directly from your iPod™, as well as from a six-disc CD changer, SD card reader or directly from the car's hard-disc drive, which can store upto 15Gb of music. You can even stream music from your mobile phone.


Telephone calls while on the move are easily handled thanks to the ability to seamlessly connect with your phone via Bluetooth™ or by using the car's integrated SIM card reader. Calls can be made directly via the touchscreen and even by Voice Control, which uses 'Say What You See' logic to allow almost all the Infotainment system's functions to be controlled hands-free.



#### CONTINENTAL GT FEATURES

- Dirac Dimensions™ digital sound processing can 'virtually' alter the position of loudspeakers to transform your car's cabin into an auditorium.
- Balanced Mode Radiator speakers are remarkable flat panels that can reproduce the sound of both tweeter and mid-range speakers from a single source.







# The supercar with a practical touch

THE SUPERCAR WITH A PRACTICAL TOUCH

It's rare in the world of supercars to find a vehicle that can offer superb everyday practicality alongside true performance potential. With the Continental GT, however, we weren't prepared to make that compromise.



Its 2+2 seating configuration has been designed to offer the greatest possible comfort for both front and rear seat passengers and we've enhanced the usability of the coupe even further with a host of new features to make it even easier to enjoy your time in a Bentley – whatever seat you find yourself in.

We've cleverly hidden the front seat-belts in the coupe's doorframe, for example, which means we can make the front seats slimmer and the rear cabin even roomier. The front seats even have ergonomically crafted backs to create more legroom for the passengers behind.

We've made life for rear-seat passengers simpler, too. The front seats have a new, sculpted release handle, which means whether you're about to climb onboard or already sitting in the back, you

can fold them forward with ease.

Life in the front is easier too, thanks to a new automatic seat-belt presenter. The car instinctively senses when you're safely nestled into your seat and delivers the belt buckle level with your shoulder, making buckling up effortless.

It's this attention to detail that make a Bentley. That's why the Continental GT also comes with a powered boot as standard, meaning you can open or close it at the touch of a button. No more fumbling for your keys in the rain while laden down with cases. And no more holding the car on the brakes while waiting on a hill. Our Electronic Park Brake comes with Move Off Assist, which means an effortless transition as you pull away from standstill.



#### CONTINENTAL GT FEATURES

- Adaptive Cruise Control is an optional feature on the Continental GT. This system uses radar to maintain the distance between you and the car in front – even down to stationary.
- Parking in tight spaces is eased with Parking Distance Control, which comes as standard. An optional Rear View Camera can be linked to the Parking Distance Control system.

# The supercar with a practical touch

THE SUPERCAR WITH A PRACTICAL TOUCH

Even the most sumptuous car interior is not complete without ample stowage. Be it sunglasses, keys or a mobile phone, each accessory demands a place of its own.



The new Continental GT enjoys a comprehensive array of stowage facilities. These include a 358-litre luggage compartment; newly designed, leather-lined door stowage bins with an integrated bottle holder; and an illuminated stowage tray ahead of the gearshift, which is recessed to keep items such as wallets and keys neatly tucked away.

Beneath the front armrests sits another large stowage bin – again leather-lined – and with a 12-volt power socket and an integrated leather strap to help securely retain small items such as phones, digital cameras or music players.

But perhaps the most innovative new storage device in the new Continental GT is the optional removable veneered case – an exquisitely beautiful folding case, crafted from veneers that match the coupe's interior.



Finished with inlaid Bentley wings, satin-chromed zinc and leather-lined, the case is secured in a recess above the twin drinks holders. Cleverly designed to be unclipped and opened with one hand, the case can be used to hold items such as keys and pens and slipped into a pocket or bag when you leave the car.

#### CONTINENTAL GT FEATURES

- The new Continental GT's innovative and elegant removable veneered case is exceptionally crafted from veneer to match the cabin's interior, and allows you to carry small items with you wherever you go.
- The new door stowage bins can hold a half-litre bottle of water in their specially designed, integrated bottle holders.





# We start where others stop

WE START WHERE OTHERS STOP

Improving on a Bentley icon is about more than stunning new design and heart-stopping performance. A Bentley is built to be used and loved for generations. In fact, ensuring that a Bentley can be enjoyed for decades is an essential part of the process.


Extraordinary attention to detail and a passion for engineering excellence is at

the heart of every Bentley and our focus on quality is unstinting. We know the car's every aspect, from microscopic leather indentation to the head-turning metallic paint finish, requires phenomenal testing and checking to the upmost standard. Using advanced technology, including the scanning of electron micrographs, our highly experienced quality

specialists are able to evaluate the microscopic properties of every leather to 1000x magnification, ensuring the leather structure and anti-creak properties perform as we'd expect.

That's why we've instigated our most thorough quality control programme ever to ensure that every car we build is worthy of the Bentley badge.

This programme includes an intensive six-hour final audit of cars that involves road tests, a monsoon test, vehicle functions and body check. The result is a car that scores twice as well in quality tests as our nearest competitor. We're heading for that perfect 10.



# Technical Specification

## TECHNICAL SPECIFICATION

Engine	6-litre twin-turbocharged W12
Max Power	567bhp / 423kW / 575PS @ 6000rpm
Max Torque	700Nm / 516lb/ft @ 1700rpm
Transmission	6-speed automatic with steering wheel-mounted paddleshift
Driveline	All-wheel drive
Top Speed	198mph / 318km/h
0-62mph / 0-100km/h	4.6 seconds
Wheelbase	2746mm / 9ft 0in
Overall Length	4806mm / 15ft 9in
Width (with mirrors folded)	1946mm / 6ft 3in
Width (including mirrors)	2227mm / 7ft 3in
Overall Height	1404mm / 4ft 7in
Fuel Tank	90 litres / 20 gallons / 24 US gallons
Wheel Size	20" or optional 21"
Boot Volume	358 litres / 12.6 cu ft
Unladen Weight	2320kg / 5115lb
Gross Weight	2750kg / 6063lb
Fuel Consumption (EU Cycle)	
Urban	11.1mpg / 25.4l/100km*
Extra Urban	24.9mpg / 11.4l/100km*
Combined	17.1mpg / 16.5l/100km*
CO <sub>2</sub> emissions	384g/km*
Fuel Consumption (EPA Cycle)	
City Driving (US mpg)	12mpg**
Highway Driving (US mpg)	19mpg**
Combined (US mpg)	14mpg**

\*Fuel consumption figures are provisional and subject to Type Approval. \*\*Fuel consumption figures are provisional and subject to EPA Certification.



PHOTOGRAPHY CAR SPECIFICATION:  
EXTERIOR PAINT – EXTREME SILVER  
INTERIOR HIDE – PORTLAND MAIN HIDE WITH BURNT OAK SECONDARY HIDE  
VENEER – BURR WALNUT

'IPOD' IS A TRADEMARK OF APPLE INC.  
'BLUETOOTH' IS A REGISTERED TRADEMARK.  
'NAIM' IS A REGISTERED TRADEMARK OF NAIM AUDIO LIMITED.  
'DIRAC DIMENSIONS' IS A REGISTERED TRADEMARK.  
'GOOGLE MAPS' IS A REGISTERED TRADEMARK OF GOOGLE INC.



**BENTLEY**

Bentley Motors Limited, Pym's Lane, Crewe, Cheshire, CW1 3PL, England.  
[www.bentleymotors.com](http://www.bentleymotors.com)

The model presented in this brochure may be subject to further development and specification can change. Your Bentley dealer will always have the latest information.  
The names "Bentley" and the "B" in wings are registered trademarks. © 2010 Bentley Motors Limited. Printed in England.