

HOW TO NAVIGATE

To Turn the Pages

Touch/Click the arrows on either side of the brochure

Table of Contents

Touch/Click the Table of Contents button in the top navigation bar of the screen to advance to specific areas of interest

Video Components

To play video embedded within the brochure a live internet connection is required





BUILD & PRICE



FIND A DEALER



THE NEW FACE OF AN AMERICAN DESIGN STORY.

It starts with a nameplate that inspired a rebirth, then heads to the lab for behind-the-scenes innovation, quality and technological development.

It takes fieldwork and research, asking the tough questions with the most open of minds and imagination. It makes a wish list and starts checking it off. It builds a World Class Manufacturing facility destined to make the world take notice and changes the game in the marketplace, where its purpose is instantly recognized.

WE MADE THIS. The all-new Chrysler 200 Sedan is about accessibility to premium engineering and design. Where every box gets checked and a vehicle is made to embrace people and their lives with the utmost of trust and pride. Where drivers enrich every day in intuitive comfort, technology, efficiency and performance. It's the kind of style that speaks the language of a new generation yet never loses attraction. It's that kind of chemistry. That kind of geometry. That kind of art. Where watches synchronize and futures begin. And you'll know the second you see the all-new Chrysler 200 that the timing is just right for the next chapter of world class American design straight out of Detroit.



WORLD CLASS AMERICAN DESIGN



PERFORMANCE & DESIGN

P.4
Performance & Design
All-new Exterior/LED Lighting
P.8
Unsurpassed Aerodynamics*
2.4L MultiAir®2 and 3.6L V6 Engines
9-speed Transmission, Fuel Efficiency
Sport Mode, Sport Suspension
Steering-wheel Paddle Shifters, Rotary E-shift
All-wheel Drive (AWD)

CONNECTIVITY & INGENUITY

P.22
Technology & Innovation
Instrument Gauges, TFT Screen
Driver Information Display (DID)
10-speaker Premium Alpine® Sound System
P.26
Uconnect® Touchscreen, SiriusXM® Radio²
News, Weather, Traffic, Remote Start
Navigation, Voice Command³ Phone
Entertainment, Personal Assistance

INSPIRED & INVITING

P.28
Interior Design/Comfort & Convenience
Command Center/Front-passenger Pass-through
Leather-wrapped Seating/Storage
Heated Seats and Steering Wheel
Center Console
Sliding Cup Holders/Media Center
Best-in-class¹ Interior Storage

SAFE & SECURE

P.36
Safety & Security
Most Advanced Available
Safety & Security Features in Its Class¹
Active Radar Features
8 Advanced Air Bags⁴ Standard
Park Assist with Perpendicular/Parallel Parking⁵
Rearview Camera⁵, Blind Spot Monitoring⁶

BUILD & DELIVER

P.42
World Class Manufacturing
Advanced Final Production Facility
Environmental Efficiency
Metrology Center, Quality Lab
New Body Shop
New Paint Shop

WHEELS & ATTIRE

P.46
Buyer's Guide
Authentic Mopar® Accessories
Wheels/Fabrics
Interior Trim/Exterior Colors
Trim Levels
Standard and Optional Features

*A note about this brochure: all disclaimers and disclosures can be found on page 49.




INNOVATE.

CLEAR AND FAR VISIBILITY IN THE BLINK OF AN EYE. HIGH-PERFORMANCE FORWARD LIGHTING SYSTEM.
Standard halogen projector-beam headlamps reduce perceived glare and provide a wider spread light pattern to enhance shoulder visibility with higher output than traditional halogen bulbs. The available High Intensity Discharge (HID) headlamps with high-/low-beam capability produce three times the light output. This appears on the road as a bright white beam that resembles natural daylight resulting in clearer, crisper forward vision, including the ability to discern colors at night.

IMPRESSIVE FIRST IMPRESSIONS, DAY OR NIGHT. LED DAYTIME RUNNING LAMPS (DRLs).
A distinctive LED light pipe is standard-equipped on 200 Limited and becomes an available LED DRL on 200S and 200C. In addition to the premium appearance, the DRLs improve safety by increasing visibility in any light. Aside from the function and endurance, including gravel and impact resistance, this lighting technology contributes to the enhanced fuel efficiency of the 200 — due to the reduced power needed for it to operate.

SEE AND BE SEEN IN THE DIMMEST OF DRIVING SITUATIONS. LED FOG LAMPS.
The available LED projector fog lamps are set inside bezels within the lower grille of the front fascia. The lamps are angled downward to reduce the amount of glare while at the same time illuminating the road ahead, allowing for better visibility when you're driving in heavy fog.



A REFLECTION OF YOURSELF FROM BOTH SIDES. INTEGRATED SIGNALS.
The body-color and available chrome-accented outside mirrors with integrated turn signals are a reflection of the premium detail work crafted into the new 200. Side markers are positioned forward of the front wheels for a unique look that doesn't interrupt the Satin Black headlamp surface, which visually connects to the upper grille texture. The distinctive light element at the bottom of the lamps highlights their unique shape, which is punctuated by the projector lenses with their distinctive chrome accent rings.



GREAT ARCHITECTURE
is in the DETAILS.



THE MOST FLATTERING LIGHT IN THE WORLD — BROUGHT TO YOU BY MOTHER NATURE AND THE DUAL-PANE PANORAMIC SUNROOF. Expansive overhead views and natural light ease the tension of any traffic pattern. In addition to an available standard-sized sunroof, an available dual-pane sunroof provides a glass ceiling for both rows of passengers to enjoy. One-touch power opens, closes and vents the front panel, and a power sunshade covers the tinted glass when closed. The seals are flush with the roof to eliminate wind noise when the sunroof is closed, while an integrated wind deflector reduces turbulence when it is open. Factory installation ensures optimum fit, finish and function as you feel the fun.

CURVES AND ANGLES INSPIRED BY THE FUNCTION AND FLOW OF MODERN LINES.

The muscular, sculpted hood carries distinctive character lines and flows seamlessly to the upper grille and distinctive Chrysler wing design badge. The hood shingles over the grille to visually close gaps and enable a quality appearance. The upper grille and lower intake carry ribbon-like chrome elements that flow in concert using opposite contours for geometric balance and premium appearance.

CHARACTER LINES. The sophisticated surface of the 200 plays with layers of light from every angle providing visual character that's much more than skin deep. The athletic structure and aerodynamic efficiency contribute to the strategically engineered quietness of the 200 cabin, thanks to honed exterior shapes, air management, triple door-seal system, laser-brazed roof ditch, and sound-deadening applications and materials. Acoustic laminate front-door glass, as well as thicker back-door glass, deliver a reduction in noise-decibel level from inside the cabin. A host of underbody close-out panels also contribute to acoustic and aero performance. What it brings to you and your passengers is a smooth and quiet ride that radiates quality design from the inside out.

600+ HOURS OF WIND TUNNEL TESTING PROVE THIS GEOMETRY FOR STANDOUT AERODYNAMIC PERFORMANCE.



DESIGNED TO BOTH REPEL AIR AND RIDE WITH THE WIND AT ONCE. The extensive wind testing contributes to the aero-optimized body design for smooth airflow above, below and under the car. Contributing to the impressive aerodynamic performance, the refined architecture provides ride, handling and performance enhancements inside and out of the all-new 200. Active grille shutters automatically close redirecting airflow around, rather than into, the vehicle. Aero-enhanced features like low-nesting wipers and aero-shaped mirrors ensure exceptional aerodynamic performance, enhanced visibility and refined exterior appearance.

ATHLETIC ARCHITECTURE ENHANCES THE DYNAMICS. The considerable rigidity and low body weight ensure insulation between the road and passenger compartment, resulting in a reduction in wind noise as well as a solid ride and handling experience. Another significant benefit to the design of the front suspension on the 200 is a flat-bottomed geometry, which allows excellent integration with the vehicle floor pan and actively contributes to improving the aerodynamic performance of the vehicle.

CLASS-EXCLUSIVE¹ 9-SPEED TRANSMISSION

Gearsets are nested inside the 9-speed automatic transmission for a compact design

Fully electronically controlled by 5-position Rotary E-shift

A wide 9.81 gear-ratio spread enhances performance and fuel efficiency

Unique sport shift schedule with gear hold while driving in paddle-shift mode; fast and firm shift engagement with top-gear disable for improved responsiveness

High gear efficiency at all speeds thanks to nested carriers, dog clutches and advanced hydraulic-control architecture

The launch ratios — starting with a first gear of 4.70 — ensure quick takeoff qualities that have been tuned to the structure, size and weight of the 200

MORE GEARS + LESS FILLING = THE SEGMENT-FIRST¹ 9-SPEED AUTOMATIC TRANSMISSION. Cover more range and make fewer gas station stops with advanced gear architecture. The standard new 9-speed transmission provides excellent acceleration with fast, smooth and comfortable gear shifting. The highly efficient fuel consumption, with an estimated 36 hwy mpg² is due to the optimized E-shift operation and a 30-lb weight reduction from a comparable 6-speed transmission. Each gear responds quickly during acceleration, with smooth power delivery and transitions between all nine gear ratios. A unique set of four overdrive levels helps gain efficiencies while reducing overall noise, vibration and harshness (NVH). The available Sport Mode supports manual shifting capability to help maximize a dynamic performance experience.

KNOW-HOW PRECISION IS ABOUT TIMING. Quality watchmakers like Detroit's Shinola[®] timepiece manufacturers can relate to handcrafted assembly. Like the Chrysler 200's segment-first¹ 9-speed transmission, which is built with the greatest attention to detail and technical excellence. Each gear operates with the kind of dependability that you can count on every mile of your drive. And revealing what's under the stylish exterior and how it works is a major part of what Chrysler engineering is about.

PERFORMANCE & DESIGN

DETROIT

ART

WORKS

SHINOLA CASEBACKS, DETROIT, MICHIGAN



PERFORMANCE & DESIGN

FREE-RANGE ROAMING MAY APPLY

with up to



*mpg.**

THIS IS NO DRAG.


THE FORMULA FOR OUTSTANDING STANDARD FUEL ECONOMY.†
Introducing the segment's first 9-speed transmission¹ which, combined with the new 2.4L MultiAir[®]2 Tigershark[®] engine, provides an EPA-estimated 23 city/36 hwy mpg.* This transmission breakthrough delivers fast and smooth shifts with responsive acceleration, as well as fuel economy gains due to optimized engine operation and system efficiency. Due to a combination of honed surfacing and aero-enhancing design, the new 200 achieves an outstanding, low coefficient of drag (CD) of .266, which contributes to its exceptional fuel efficiency, surpassing many electric-drive vehicles in the marketplace.

CHAMPING WITH EVERY BIT OF CONFIDENCE – THE EFFICIENTLY POWERED NEW 2.4L MULTIAIR2 TIGERSHARK ENGINE.
Standard on all 2015 200 front-wheel-drive (FWD) models is the powerful 2.4L MultiAir² Tigershark four-cylinder engine. The engine is designed to take full advantage of the exclusive MultiAir valve train system and includes a host of new components designed for reduced friction to enhance performance and fuel efficiency. The 200's fun-to-drive vehicle dynamics include the performance of 184 peak horsepower at 6400 rpm and 173 lb-ft of torque. That's a 6% increase in power and 10% increase in torque over the previous model.



*2014 EPA-estimated 23 city/36 hwy mpg when equipped with 2.4-liter MultiAir[®]2 Tigershark[®] engine and 9-speed automatic transmission.

ABANDONED GAS STATION, ROUTE 66, MOJAVE DESERT, CALIFORNIA



SEE BACK COVER FOR DETAILS.

PERFORMANCE & DESIGN

BEST-IN-CLASS¹ AVAILABLE HORSEPOWER



The Pentastar® V6 engine coil-on-plug ignition system delivers high-energy spark with super-precise timing. The increased efficiency of this design also contributes to lower emissions. The system has no high-tension spark plug wires and, with fewer parts than conventional ignitions, improves not only durability but also allows more efficient engine assembly and enhanced build quality. This dual-measurement system ensures extremely accurate timing for the entire life of the engine.

HERE'S TO THE ENGINEERS WHO KNOW

no bounds.

3.6L ENGINE — BEST-IN-CLASS¹ 295 HORSEPOWER.

A *Ward's* "Top 10 Engine" selection for three years, the 3.6-liter Pentastar® V6 DOHC engine is available on 2005 and 2006 models. It's one of the lightest and quietest of its kind and applies some of the most advanced automotive engine technologies available. The performance of 295 best-in-class¹ horsepower and 262 lb-ft of torque allows 90% of its peak performance value at 1600 to 6400 rpm. This results in a smooth, responsive driving experience, no matter how slow or fast your driving speed. It also delivers an exceptional balance of fuel efficiency, low emissions, and first-rate noise, vibration and harshness (NVH) control. The extensively tested engine ensures reliability and quality, as well as lowers the cost of ownership due to exclusive durability-enhancing features and very low maintenance requirements.

BECAUSE DRIVING SHOULD BE UPLIFTING; NOT HEAVY LIFTING.

A NEW TWIST IN CHANGING GEARS – ROTARY E-SHIFT.

It's as easy as changing a radio station with a simple turn of the dial. The exclusive standard Satin Chrome-finished Rotary E-shift located on the integrated center console electronically selects gears. The 2005 model and the 200C with the 3.6L V6 engine come equipped with a Sport Mode, adding the option to manually shift gears with the steering-wheel paddle shifters.

THE MOST ADVANCED SPORT MODE IN ITS CLASS!

Select the Sport Mode (S) on the Rotary E-shift dial with a press and turn to take the ride and handling dynamics up a notch. Sophisticated sensors loosen the Electronic Stability Control (ESC)⁹ system to allow a little more wheel spin when aggressive acceleration maneuvers are called for. When in Sport Mode, steering and throttle responses are sharpened and you control the gears with steering-wheel paddle shifters, and the available automatic all-wheel drive (AWD) is 100% connected to deliver power to the front and rear wheels for enhanced sports sedan performance.

ELECTRIC PARK BRAKE WITH SAFEHOLD.

The electric park-brake switch eliminates the traditional pull park/emergency brake handle and is part of the standard safety and security features. This innovative and convenient braking system includes automatic Drive-Away Release when the driver is in the seated and buckled position, as well as SafeHold, which secures the wheels if it detects the driver has exited the vehicle while it's at a standstill but not in the Park gear.

200C V6 model interior shown in Linen.

MANUAL SHIFTING WITHOUT TAKING YOUR HANDS OFF THE WHEEL.

The two levers behind the wheel, with the engraved + and – symbols, are the paddle shifters used to manually control the gear selection of the 9-speed transmission. Standard on the 200S, as well as the 200C with available V6 engine, the paddles are utilized when you're in Sport Mode, which is selected by turning the Rotary E-shift to S. This feature taps into the full performance-driving capabilities of the new 200 by enhancing the engine, transmission, steering and available AWD dynamics. Of course, you always have the option to drive in fully automatic mode, but in our engineers' experiences, the more often you take manual control, the more you'll want to.

TAKE CONTROL BY LETTING GO WITH ADAPTIVE CRUISE CONTROL (ACC)⁸

A simple touch of the controls on the steering wheel allows you to select one of four distance increments behind other vehicles. The available ACC⁸ with Stop and Go capability enhances the benefits of cruise control, especially in heavy traffic. The system uses a radar sensor mounted at the front of the vehicle to detect objects in its path. If the lane ahead is clear, the system will maintain your set speed. When slower traffic is detected, the system automatically adjusts speed to keep a preset distance. While most ACC⁸ systems operate only down to 20 mph, this system operates down to 0 mph, which stops the vehicle, then returns to speed as traffic begins to move and the driver presses the resume button or taps the accelerator.





THE MOST TECHNICALLY ADVANCED ALL-WHEEL-DRIVE (AWD) SYSTEM IN ITS CLASS.¹

This available advanced AWD system detects wheel slip and kicks in before you even realize you need it by automatically distributing power between front and rear wheels. The system also engages when the driver turns off the Electronic Stability Control (ESC)² system or when the steering-wheel paddle shifters are in use. In cases of inclement weather, AWD utilizes a specifically calibrated mode, tuned to minimize oversteer and maximize traction. In cases where snow, ice, mud, sand and/or gravel are present, it maximizes low-speed traction by providing additional wheel slip geared to a loose surface. The exclusive rear-wheel disconnect¹ gives you the ultimate in performance and traction when you need it, and optimized fuel economy when you don't.

TORQUE BIAS AND REAR-AXLE DISCONNECT – YOU DON'T NEED TO KNOW HOW THEY WORK BUT THEY'RE ALWAYS ON THE JOB.

This intelligent AWD system supplies the proper amount of wheel torque (power) to the front, rear or all wheels for any driving condition, including slippery roads, aggressive starts and dynamic driving. Sophisticated algorithms enable the AWD system to contribute to driving performance while interacting with the ESC² system when approaching the traction limits of the road surface. By utilizing automatic rear-axle disconnect, the system can completely remove power to the rear wheels when front-wheel-drive performance is adequate, such as on dry surfaces, thus increasing fuel efficiency. There is no need to select FWD or AWD, as the intelligent controls ensure that the proper mode is engaged when necessary.



AWD

a l l - w h e e l d r i v e



THE SPORT OF DRIVING, DRIVEN BY ADRENALINE.

200S – THE PERFECT BALANCE OF BEAUTY AND BEAST.

For drivers who enjoy using the manual shifting option, taking the route less traveled and going farther just to be able to open it up on the open road, the 200S model has your name on it. For those who tend to be at the front of traffic and put their lane-changing prowess to work while showing off their urban style and sport-performance attributes, this model has your number. Athletic inside, outside, under the hood and under the body, the 200S makes all the sports-oriented mechanics standard to make it stand apart in the crowd.

EMBOLDEN YOUR RIDE AND DRIVE.

The standard Sport Mode on 200S delivers enhanced steering and throttle feedback, stability control, transmission shifts and more aggressive available AWD performance. Unique dark chrome and Ambassador Blue interior accents coupled with Gloss Black exterior accents and 18-inch alloy wheels amplify this adrenaline-inducing model's presence. The sport suspension, fascia-integrated dual exhaust, sport-sculpted seats, 12-way power driver's seat and leather-wrapped steering wheel with paddle shifters complete the bold details.



MAKING TRACKS REQUIRES TRACTION.

ALL-WHEEL DRIVE (AWD) MEETS ALL-WEATHER DRIVING.

Not just for winter-weather driving but more than reassuring in it. The available AWD system automatically engages when wheel slip is detected to regain traction with changing road surfaces and conditions. AWD will also automatically begin working when outside temps dip below 37° when wipers are utilized or when the antilock brakes or Electronic Stability Control (ESC)⁹ engage due to wheel slippage, as well as when driving up or down a road incline. This is built-in intuition at its finest that you can always rely upon to feel confident with the traction of your 200.

DECKED TO CARRY BROAD SHOULDERS.

From the rear-quarter angle, the sculptural coupe-like appearance becomes most apparent in the silhouette where the roof blends into the rear deck lid, into a ducktail-shaped, integrated rear spoiler. A wheelbase of 108 inches contributes to interior spaciousness and outstanding dynamic agility. The sleek side windows define the upper canopy and are accented by a chrome or black surround that appears to be drawn with an artist's brush as its physique changes from lean to voluptuous curves.

A BEACON OF CONFIDENCE.

The sophisticated surface of the 200 plays with layers of light from every angle as the horizontally oriented taillamps use LED illumination to provide a unique, uniformly lit appearance and are pulled out at the corners for aero efficiency and rear visual width. A rear, Satin Black-finished lower diffuser panel carries trapezoidal, chrome-finished exhaust tips on 200S and V6-equipped 200C models. Like the front fascia, the rear is a seamless expanse that carries its equipment below the taillamps and deck lid line, including side markers positioned behind the rear wheels for an aggressive look.



2015 Chrysler 200 named Must Test Drive Vehicle for 2014, according to AutoTrader.com



ON YOUR MARK. HANDS-DOWN RACING LOOK. Metalized needles on the analog gauges start at the 6 o'clock position, resulting in a European sports car appearance and function. Until ignition, the cluster appears dark and blank. At start up, all elements illuminate and come to life via animated needle sweeps and start-up graphics. The LED backlight illumination and needles deliver exceptional crispness and clarity.

7-INCH CUSTOMIZABLE DRIVER INFORMATION DISPLAY (DID). The driver-interactive full-color display in the instrument panel cluster provides configurable and incredibly crisp graphics, which are seamlessly integrated with cluster analog instruments. The distinctive blue-ambient display allows for a wide range of settings, including audio, speed, compass, temperature, fuel economy, trip, cruise control, trailer braking, vehicle status and engine performance.

PADDLE-SHIFT GAUGE DISPLAY. Displays Sport Mode activation with active manual gear shift via steering-wheel paddle shifters. Icon displays include Shift light to indicate selected gear, maximum rpm and a DID message when an unavailable gear is selected.



3.5- or 7-inch Driver Information Display (DID)



Easy-to-view LCD and graphics



Settings and vehicle status



Sport Mode activation

CONNECTIVITY &
INGENUITY



Two six- by nine-inch speakers located in the front doors deliver crystal-clear vocals and detailed soundscapes while providing clean, crisp bass notes to supplement the subwoofer.

Two six- by nine-inch speakers located in the rear doors. High-performance woofer with injection-molded polypropylene diaphragm.

Three 3.5-inch speakers located in the instrument panel. Premium mid-range driver provides a wide, dynamic audio range with low distortion.



An Alpine® 11-channel amplifier located in the front forward portion of the vehicle. The unique system is driven by an extremely sophisticated 506-watt amplifier. It applies Digital Signal Processing (DSP) individually across all channels, as well as selectable Speed Dependent Volume, enabling a custom audio experience.

Two 3.5-inch speakers located in the C-pillars. Premium mid-range driver provides a wide, dynamic audio range with low distortion for realistic ambience for front and rear passengers.

An eight-inch subwoofer center-positioned in the rear shelf. The premium subwoofer provides high output with low distortion and covers the lowest octaves when recordings call for ultra-low frequencies that you can feel more than you can hear.

506

WATTS OF

AUDIO OBSESSION AWAKENS
YOUR SENSES AND THE NEIGHBORS.

ALPINE® 10-SPEAKER PREMIUM SURROUND SOUND.

Immerse yourself in state-of-the-art sound engineering for a luxury audio experience. Designed in tandem with Alpine Electronics for the all-new 200S and 200C acoustics is an available top-of-the-line 10-speaker amplified sound system. The premium system incorporates 11-channel performance with 506 watts of power, three 3.5-inch speakers located in the instrument panel, two six- by nine-inch speakers located in the front doors, two six- by nine-inch speakers located in the rear doors, two 3.5-inch speakers located in the C-pillars, an eight-inch subwoofer center-positioned in the rear shelf and an Alpine amplifier located in the instrument panel.

PLAY DJ EVERY DAY.

A six-speaker sound system, standard on Limited, incorporates high-performance, injection-molded woofers, including two 3.5-inch speakers located in the instrument panel, two six- by nine-inch speakers located in the front doors and two six- by nine-inch speakers located in the rear-shelf area. What it all adds up to is a 276-watt system that makes a fun platform for your favorite DJ – you.



CONNECTIVITY &
INGENUITY

DRIVE EVERY MILE CONNECTED WITHOUT LOSING FOCUS ON THE ROAD. It's time to get in touch with your techie self because, whether you're tech-savvy or not, it's never been a better time to join in. The Uconnect® system takes non-distracted driving very seriously, which is why the all-new 200 has such user-friendly conveniences built to keep your eyes on the road. It features the newest technology with available 3G Uconnect Access¹⁰ services while the available 8.4-inch system is the largest interactive touchscreen in its class.¹ Whichever system your 200 has, it's about connectivity so easy to use, you'll forget what driving was ever like before. And you won't want to go back. The only one that will be more impressed than your passengers is you.

LEARN MORE
DRIVEUCONNECT.COM



SIRIUSXM® ALL ACCESS PACKAGE²

All satellite radio-equipped Chrysler 200 vehicles come with a one-year trial to the SiriusXM ALL ACCESS package² providing over 160 channels of the best programming for all the places life takes you.

- In your vehicle — you'll get every channel available on your radio, including all the premium programming.
- On the go — with a SiriusXM Internet Radio² subscription included with the ALL ACCESS² trial, you'll get SiriusXM² on your computer, smartphone or tablet.

You also have the ability to pause, replay, rewind and fast-forward audio channels with Instant Replay. SiriusXM² also features Artist Seek/Song Seek, giving you the ability to save the current artist or song into memory and allow the radio to alert you when the artist or song is played on other channels. Go to siriusxm.com/getallaccess for more information.

SIRIUSXM TRAVEL LINK¹¹

Get the latest national and local weather reports and ski slope conditions while you're on the road. Find the best fuel prices at nearby gas stations. Check in-game scores of your favorite team or see how they fared in their last matchup. See what's playing and when at the nearest movie theater. Your first five years of SiriusXM Travel Link¹¹ service are included.

SIRIUSXM TRAFFIC² — NAVIGATION.

Provides enhanced GPS navigation and destination entry via Voice Command³. It can also locate nearby restaurants, shopping, hospitals or points of local interest. With SiriusXM Traffic² you can avoid congestion before you reach it. Get detailed information on traffic speed, accidents, construction, road closures and more, and you will get to your destination faster and more easily than ever before. Your first five years of SiriusXM Traffic² service are included.

ENTERTAINMENT.

Access your audio via CDs/MP3s, remote USB port with mobile device control, audio jack, hard-disc storage, Voice Command³, SiriusXM[®] Satellite Radio² (your first year of service is included) and Bluetooth[®] Streaming Audio. The USB port can also charge your compatible devices. Available hands-free calling can be operated through steering wheel-mounted controls or the touchscreen.

ONE-STEP NAVIGATION.

Available on the 8.4-inch touchscreen, this full-feature navigation includes 3D city and landmark imaging, digital terrain maps, enhanced screen graphics and one-step voice destination entry.

UCONNECT[®] PHONE.

Pairing a Bluetooth enabled phone with the Uconnect system is as simple as pressing the phone button on the steering wheel and following the prompts. Once the phone is paired, simply press the phone button again to make your call, all while keeping your hands on the wheel and your eyes on the road.

VOICE COMMAND³

It helps simplify driving by allowing you to keep your eyes on the road and your hands on the wheel. Use your voice to select AM/FM radio stations or SiriusXM Satellite Radio² channels, or make calls. Select navigation destinations and record voice memos. This "smart" system technology can be trained to better recognize your voice, as well as understand commands in English, French and Spanish. Available.

VOICE TEXT REPLY¹²

The Voice Text Reply¹² feature will announce incoming text messages and read them to you simply by pressing the phone button and saying "listen." It also allows you to reply by saying any of the 20 pre-defined responses such as "yes" and "I'm on my way." Must have compatible phone paired to Uconnect system.

VIA MOBILE.

If you use music apps like Pandora, Slacker Radio, Aha™ by HARMAN and iHeartRadio, Via Mobile lets you enjoy them in your vehicle and control them using your Uconnect touchscreen — for a more convenient way to listen the way you want.

CLIMATE CONTROLS.

Climate, heated seats, steering-wheel buttons and mirror dimmer can be controlled via the 8.4-inch touchscreen. Climate can also be controlled using voice activation. On models equipped with Remote Start, the heated steering wheel, heated seats or ventilated seats can be programmed to come on automatically during available Remote Start or normal starts via radio-controlled settings.



Uconnect

Navigation

Uconnect

UCONNECT ACCESS¹⁰

Like having a personal assistant at your beck and call 24/7, the built-in 3G network connection is available with the standard 8.4-inch system. To enjoy the one-year or six-month trial, simply press the Assist button on the rearview mirror and select Uconnect Care on the touchscreen. You'll gain access to remote commands, built-in data, WiFi Hotspot and more.



WiFi HOTSPOT.

The built-in on-demand WiFi 3G connectivity is ready to go whenever you are. Once your vehicle is registered for Uconnect Access¹⁰ you can purchase a WiFi Hotspot subscription at the Uconnect Store from your touchscreen system. After you've made your purchase, turn on your signal and connect your devices. It's never been easier to bring your home or office with you.



REMOTE DOOR LOCK/UNLOCK.

Using the Uconnect Access¹⁰ app, you can lock or unlock your vehicle from virtually anywhere when your car has data coverage.

REMOTE VEHICLE START.

Use a computer or the Uconnect Access¹⁰ app to start your engine and warm or cool your vehicle before you get in (as long as your car has data coverage). This not only starts the vehicle via fob activation but also activates the climate control and available heated and ventilated seats, as well as available heated steering wheel depending on temperatures outside and inside the car.

REMOTE HORN AND LIGHTS.

No matter where you are, you can sound your horn and flash your lights to locate your vehicle using the Uconnect Access app (local data coverage applies).

VOICE TEXTING.

Uconnect Access¹⁰ offers a powerful, cloud-based voice recognition allowing you to dictate free-form text messages and send them with your Bluetooth enabled device, without taking your hands off the wheel or your focus from the road. Not compatible with iPhone[®]. Device compatibility can be checked at UconnectPhone.com

YELP!® SEARCH.

Get local search results by voice or touchscreen if you want to eat, shop, drive, relax or play. Search for a Point of Interest by using categories or key words like "taco", read reviews of local businesses from an "in-the-know" local community or call/find businesses directly.

9-1-1 CALL¹³

The 9-1-1 Call button will connect you directly with local Emergency Assistance (not a call center). If you accidentally press the button, you have 10 seconds to cancel the call by pressing either the 9-1-1 button on the rearview mirror or the Cancel button on the Uconnect touchscreen.

STOLEN VEHICLE ASSISTANCE¹⁴

If your vehicle is stolen, Uconnect can provide its location to police to help them track it down.

THEFT ALARM NOTIFICATION¹⁵

You can choose to receive a text message or email notification when the vehicle alarm is triggered.

STANDARD KEYLESS ENTER 'N GO.™

The new 200 is the only vehicle in its class¹ to provide a passive entry system as standard. Keyless Enter 'n Go also enables keyless push-button ignition from a personalized fob. Upon approaching the vehicle, either holding the key fob or carrying it in a pocket or purse, simply pull the front door handle to open the door or push the deck lid button for trunk release. Working in tandem with the vehicle security system, it allows you to start the engine with a press of the start button located on the instrument panel. To start the vehicle, the fob must be inside the vehicle, and the brake pedal depressed, which combines engine immobilization and theft protection.

SEAT, MIRRORS AND RADIO – ALL SET JUST FOR YOU.

The Chrysler 200 stores preferred settings for up to two drivers. Available memory settings include seat position, exterior mirror positions, steering-wheel position, radio station presets and pedal positions. To activate the saved settings, simply push the unlock button on the key fob or the memory buttons on the driver's-side door panel.

HEATED STEERING WHEEL.

The steering wheel delivers a single level of warmth and can be turned on or off using the Uconnect® system's touchscreen display. With the available Remote Start, the heated steering wheel can be programmed to come on automatically when temperatures outside are below 40°. The newly designed steering wheel offers audio, voice and speed controls, all bringing a new level of technical sophistication.

EVERYTHING WITHIN REACH.

The wraparound instrument panel puts every control within reach while your arm rests on the console. The command center features a center stack, which carries the radio and display along with HVAC outlets inlaid to an island bezel finished in Semi-Gloss Black. The unique center-console design blends appearance, storage, functionality, ergonomics and connectivity. The host of comfort and convenience features include an exclusive center-console pass-through storage area with connectivity to media ports and an ingenious sliding cup-holder design.

29



THE SOFT GLOW OF LED AMBIENT INTERIOR LIGHTING. LED ambient lighting is available in map pockets, door handles, footwells and illuminated vanity mirrors. It provides optimal evening interior illumination. Optional Sapphire Blue ambient LED illumination is applied in the door pulls, footwells, door map pockets, and center and overhead consoles. Ambient lighting can be dimmed or brightened to your preference.

INSPIRED & INVITING



ONLY MID-SIZE CAR TO BE NAMED ONE OF WARD'S 10 BEST INTERIORS.

EXCLUSIVE¹ CENTER-CONSOLE PASS-THROUGH STORAGE AREA.

The all-new interior design begins with the Rotary E-shift which allows the driver to shift operation simply by turning the console-mounted dial. This innovative design application, along with the standard Electric Park Brake with SafeHold, eliminates traditional shift lever mechanics, enabling an open center-console design for unique conveniences and storage opportunities. This is the core of the all-new interior design that, when you get into it, you'll know that it gets you.


THERE'S A SPOT FOR THAT.

We're not about to tell you what you should put there. That's up to you because you told us you needed a little space. Like an extra drawer or shelf where you can place your belongings. That stuff that you like to keep within reach wherever you go, like your phone, your charger, your wallet or your lunch. Through a bridge-like structure, the center console incorporates an exclusive¹ open pass-through storage area that includes channels linking to the console bin for connectivity to the media port. The pass-through opening includes a unique and functional rubber mat embossed with a Detroit-inspired city skyline graphic.

SIZE OF PASS-THROUGH.

The storage area is large enough to carry anything from a purse or tablet-sized device and provides access for personal device connection to media ports under the sliding cup holders, including USB, audio jack and power outlet.

INSPIRED & INVITING



The all-new 2015 Chrysler 200 is the only mid-size car to be named one of Ward's 10 Best Interiors for 2014, compiled by WardsAuto.

SEE BACK COVER FOR DETAILS.

SOMETIMES YOU JUST NEED SOME SPACE OF YOUR OWN.



1 - 2 - 3: FULLY OPEN, HALF-OPEN AND FULLY CLOSED.
The cup-holder tray can be slid to the half-open position if a single beverage container is in the forward cup-holder position. The sliding cup-holder tray makes way for additional storage beneath. The two-container cup holder is size-adjustable via rubberized gripping elements to ensure secure stowage of everything from a 12-ounce can to 1.5-liter bottle.



MORE SPACE TO SHARE.

Who knew the ingenuity of this simple feature could make such a difference in the interior space of a vehicle? The Chrysler 200 designers did. That's why they asked the engineers for a Rotary E-shift gear control. It freed up a lot of room to add high-end convenience features including an open pass-through compartment between the driver and front passenger. This means you may need to share the space once in a while, but only with your favorite guests.



BACKSEAT CONVENIENCE.

Map pockets on the back sides of the driver and front-passenger seats. 60/40 split rear seatbacks for flexible trunk storage. Fold-down armrest in rear seatbacks with integrated cup holders.



GLOVE BOX/USB FOR PASSENGER.

A lit, oversized glove box is large enough to stow tablets and smaller-sized laptop computers. Additional storage includes map pockets in all four doors as well as integrated bottle holders and room for an umbrella in the front door pockets. A rubber-lined sunglasses holder is included in the overhead console. An additional auxiliary power outlet is located in the lower center-console side of the passenger footwell.



MEDIA HUB.

The center-console outlets allow connection to compatible devices via USB port, audio jack and Bluetooth® Streaming Audio. The Uconnect® system displays song and album titles from connected devices, which can be controlled via Voice Command³, steering-wheel controls or the radio touchscreen.



INSPIRED & INVITING

DESIGNED TO BE WHAT YOU WANT YOUR HOME TO BE.

YOUR NEW FURNITURE HAS ARRIVED.

With this kind of premium comfort and seating for five, get ready to have company along for the ride. The ergonomically designed seats support contours of the body with coverings offered in cloth, a cloth and leather combination or leather seating surfaces. The seating is constructed with an S-shaped spring suspension providing enduring and even weight distribution. The application of density foam in the lower seat, seatback and bolsters enhances comfort, while stiffer foams in the side bolsters provide side-to-side occupant stability. Front seatbacks are also available with a four-way lumbar adjust for customized positioning. Soft-backed, low-gloss and natural-grain surface options are applied to the instrument panel and door uppers while premium French seam stitching is integrated into the console lid, armrest and seats. The door armrests and center-console armrest are crafted of hand-cut and -sewn soft-touch material for added comfort.

BACKSEAT ROOM.

With unsurpassed front and rear shoulder room in its class¹, the 200 boasts a backseat area that includes three headrests, wide seat tracks for ample rear-passenger footspace and a fold-down armrest with integrated cup holders.

SOME LIKE IT COOLER.

The Dual-Zone Automatic Temperature Control (ATC) allows backseat passengers to control their temperature, which may differ from that of the front-seat occupants.

HUMIDITY SENSOR.

A special sensor system, located in the base of the interior mirror, automatically reduces misting-up of the windows and enhances climate comfort by managing the humidity levels inside the vehicle. Based on interior and window temperatures, as well as condensation, air volume is adjusted to keep humidity inside the cabin at a low, pleasant level.



HEATED AND VENTILATED SEATS.

Feel free to take your coat off at the door with the available heated and ventilated seats. When heated, the driver and front-passenger seats have three settings. The front seats can also be ventilated for faster cooling of occupants in warmer weather. The heat and ventilation feature can also be programmed to come on automatically with available Remote Start operation. When selected, the driver's heated seat will automatically activate when outside temperatures are below 40°, while cooling ventilation activates when they rise above 80°.

AMERICAN DESIGN FOR THE AESTHETICALLY ATTUNED DRIVER.

The classic and minimalist-inspired interior uniquely blends a structure that offers real open-pore wood accents with bronze-finished bezel work, and delivers one of the most functional, spacious and ergonomic integrated center-stack-console designs in its competitive set. Door armrests and the center-console armrest are comprised of hand-cut and -sewn leather-like materials for softer feel and comfort at primary touchpoints. A three-dimensional, floating bezel found on the cluster and center stack is repeated on the driver and front-passenger doors. The bezel surface is available in Matte Black, Ambassador Blue, hydrographic patterns or a real matte-finished, open-pore wood, featuring an exposed-edge finish inspired by classic Eames® molded plywood furniture designs.

INSPIRED & INVITING



READY FOR WHATEVER THE REAL WORLD DISHES OUT.

[LEARN MORE](#)
[CHRYSLER.COM](#)

VIDEO SENSOR.

Things can happen in the blink of an eye. Fortunately, this eye never blinks. Always watching the road and vehicles ahead of you, a camera behind the inside rearview mirror is used in the available Lane Departure Warning (LDW+) with Lane Keep Assist and Forward Collision Warning Plus.

RAIN-SENSING WIPERS.

An available rain-sensitive wiper system automatically actuates wiper blades when precipitation is detected on the windshield.



PARKING SENSORS.

Parking your 200 in close range to other vehicles or objects is made easy with four ultrasonic sensors positioned in the front and rear fascias. They provide object detection for the available ParkSense® Active Parallel and Perpendicular Park Assist features, including a visual reference located in the Driver Information Display (DID).

RADAR SENSOR.

Preventing potential impact, the active safety technology features of Adaptive Cruise Control with Stop and Go and Forward Collision Warning with Active Braking are made possible by a radar sensor in the front lower right of the vehicle's exterior.

TIRE PRESSURE MONITORING – CHECKS YOUR TIRES FOR YOU.

Through the Driver Information Display (DID), this system informs you when any tire pressure is too low. Pressure-sensor modules within the valve stems of all four wheels send continuous radio-frequency signals to a receiver and the system. This monitoring system also records tire position after rotation or when any tire is moved to a new location.

SAFE & SECURE

OFFERS MORE ADVANCED SAFETY AND SECURITY FEATURES
THAN ANY OTHER VEHICLE IN ITS CLASS!



FORWARD COLLISION WARNING PLUS (FCW)¹⁶

The new 200 is the only vehicle in its class¹ to offer FCW¹⁶ with Active Braking which will slow the vehicle to prevent a potential impact. Using radar and video sensors, the available system detects whether the vehicle is approaching another vehicle or large obstacle in its path too rapidly, and will then warn and assist the driver in avoiding the accident. The driver has the ability to adjust the sensitivity and turn brake support on or off.



**LANE DEPARTURE WARNING (LDW)¹⁷
WITH LANE KEEP ASSIST.**

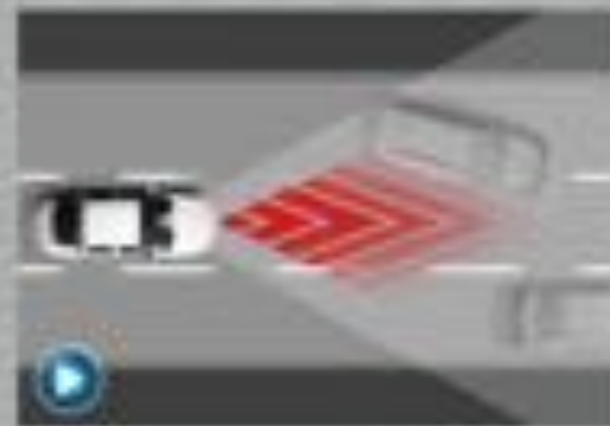
With a camera mounted inside the rearview mirror and on the front fascia of the vehicle, the 200's LDW¹⁷ system can identify the lines on the road. The available system determines where the vehicle is positioned between the lines and monitors the vehicle's movement down the road. Should the vehicle begin to move onto either line without using a turn indicator, the system will warn the driver through the Driver Information Display (DID). If nothing is done to correct the drift, the system will automatically align the vehicle to its correct lane position.



**ADAPTIVE CRUISE CONTROL (ACC)⁸
WITH STOP AND GO.**

Utilizing radar and video sensors, this available feature identifies vehicles in the forward path and maintains a safe distance between your vehicle and the one in front of it, including full functionality between 0 and 100 mph.

- After ACC⁸ brings the vehicle to a stop, the driver must indicate the intention to resume by either pressing the resume button or tapping the accelerator pedal
- Driver can select one of four vehicle-following distances depending on preference



**IT SEES WHERE YOU CAN'T –
BLIND SPOT MONITORING (BSM)⁶**

The available BSM⁶ continuously monitors rear blind zones on either side of the vehicle via radar and, if a vehicle is sensed in the zones, will notify the driver via a yellow triangle symbol in the outside rearview mirror. Rear Cross-Path Detection⁵ monitors for vehicles/objects in perpendicular relationships to the vehicle when maneuvering backward in parking lots, and provides feedback to the driver via audible chimes and/or visual icons.



**PARKVIEW⁵ REAR BACK-UP CAMERA⁵ – GREATER PEACE
OF MIND ABOUT WHAT'S BEHIND YOU.**

Through the 8.4-inch or 5-inch Uconnect[®] touchscreen, the available ParkView⁵ displays a wide-angle view of the area immediately behind the vehicle. The display includes dynamic grid lines to aid you when maneuvering into parking spaces or narrow areas.




**AVAILABLE PARKSENSE[®] ACTIVE PARALLEL AND
PERPENDICULAR PARK ASSIST⁵ EASES YOUR VEHICLE
INTO PLACE WITHOUT A HITCH.**

Using ultrasonic parking sensors on the bumper, the available system will find and guide the vehicle into the parking space when the driver initiates a parking maneuver. The parking guidance system automatically controls the steering angle while the driver controls the gear position, brake and accelerator. Parallel parking is possible on either side of the car. During perpendicular parking, the vehicle is backed into the space and the system notifies you when the maneuver is complete.



**REAR CROSS-PATH DETECTION⁵ –
BACK OUT CONFIDENTLY.**

In parking lot situations, this available system warns you, when backing out of a parking space, of traffic moving toward your vehicle. It activates anytime you're in Reverse, notifying you of any vehicle crossing behind your vehicle via illuminated icons on the sideview mirror and with a driver-selected audible chime.



SEE BACK COVER FOR DETAILS.

Use the Aurasma[®] app from your mobile device to scan the illustrations on this page to view detailed instructional videos of these comprehensive safety and technology features.

SAFE & SECURE


THE MOST IMPORTANT THING A VEHICLE CAN DO FOR YOU IS THE ONE THING IT MAY NEVER NEED TO DO.

8 AIR BAGS⁴

The eight standard air bags⁴ include front dual-stage air bags⁴ with adaptive venting technology, driver and passenger knee air bags⁴ as well as front seat-mounted side-impact air bags⁴. The side air bag⁴ inflatable curtains extend over front- and rear-seating rows.



The Insurance Institute for Highway Safety (IIHS) named the all-new 2015 Chrysler 200 a 2014 Top Safety Pick +, its highest rating, when equipped with front crash prevention.



Active head restraints¹⁸ in the front seating position are activated in rear crashes to help minimize neck injury.

Lightweight aluminum front crossmember for added strength.

ADVANCED MULTISTAGE AIR BAGS⁴

Advanced multistage low-risk deployment driver and passenger front air bags⁴ incorporate adaptive venting technology. Based on occupant size and the severity of the impact, vents within the air bag⁴ cushion are opened to ensure varying levels of air bag⁴ inflation. While two-vent systems are common, the system on the new 200 incorporates a third level that ensures optimal front air bag⁴ deployment for almost any size occupants.

REAL STEEL INTEGRATION.

The body frame strategically mixes and positions advanced high-strength steels where they are most needed. The result is a stiff overall structure that enables refined ride and handling, and a safety cage with outstanding occupant protection in the event of front, side or rear impacts.

MacPherson strut front suspension with lightweight aluminum steering knuckles and control arms.

Innovative hollow front and rear stabilizer bars for flat cornering without the weight of solid bars.

Three-point seat belts in all five seating positions, including front dual seat belt pre-tensioners at the anchor and retractor positions.

Advanced multilink twist-blade rear suspension, lightweight aluminum knuckles and spring links for optimum body control.

Fully isolated rear cradle to reduce any potential noise, vibration and harshness (NVH) coming into the cabin from the road.

SAFE & SECURE

IT'S CALLED WORLD CLASS MANUFACTURING FOR ONE REASON: BECAUSE IT IS.



Because we believe drivers should know how their car is made and the quality our workers stand behind. With WCM techniques the plant runs more efficiently, which keeps costs down, allowing Chrysler to offer more features on the all-new 2015 200 at a lower price. It's also what gives you that nice solid "thunk" when you close the door.



METROLOGY CENTER'S PRECISE MEASUREMENT ENSURES NO SQUEAKS OR RATTLES.

All supplier and production parts meet stringent analysis guidelines for the highest level of dimensional accuracy. Using 3D laser scanners, parts and assembly are constantly measured to ensure a perfect match. What you get is a higher quality end product with tighter gaps, less wind noise, and reduced wear and tear on all the moving parts for your vehicle's longevity.



COLOR PERFECTION WITH UWE LIGHTS.

The all-new Chrysler paint shop implements state-of-the-art UWE lights along the final paint review line. The lights automatically adjust their color and intensity based on the vehicle's paint color, to provide the best visibility contrast to evaluate any potential quality issues in the paint. What this delivers is an always consistent paint color as beautiful as in the showroom.

LOW WIND NOISE WITH LASER-WELDED ROOF SEAMS. Laser-welding robots braze the roof to the vehicle, as well as a two-piece deck lid without visible seams or spot welds. The seamless result reduces wind noise and improves interior water resistance. Additionally, the process completely eliminates the need for plastic-molded strips to cover up the welding, enhancing the sleek look of the 200.



DURABLE AND LONG-LASTING TRI-COAT PAINT. The all-new exterior paint finish, available on 200 Limited, 200S and 200C models, utilizes a specialty tri-coat application process. It combines a base coat, independent layer of pearlescent flake or mid-coat and high-gloss clear coat. The result is a three-dimensional color appearance that delivers a deep and lasting shine.



THE ACCURACY OF GRAVITY SEALING. Using a rotating carrier that turns the vehicle upside down, assemblers have better access, accuracy and vision to seal underbody seams. Sealing is further enhanced as gravity takes over and pulls the sealant deeper into the seams. This innovative process adds to the vehicle's water resistance and reduces future corrosion.



CLEAN AND CLEAR FOR THE BEST IN WEAR. Seals, coats, powders and paints an entire vehicle using state-of-the-art robotic systems. The enhanced clean-room environment provides outstanding paint, clear coat and consistency applications. An advanced powder primer system is utilized to provide the best chip and durability performance compared to liquid primers. It is also the first facility in North America to use soy-based foam, instead of oil-based, to fill body cavities, which saves on weight and cost, as well as being renewable and environmentally friendly.



VERTICAL BODY-FRAMING STATION. The framing process utilizes 18 robots, half of which are mounted upside-down from the ceiling, working in unison in a single station to create a precise foundation for the vehicle body. Robot-driven welding, adhesive and sealer application, as well as part movement and positioning enable consistent spot welds in the body structure. The robotic process eliminates the need for the wiping of sealant or adhesive that is more common with manual processes.

MADE BEFORE IT'S MADE TO TEST ASSEMBLY ACCURACY. Each manufacturing process of the new 200 is designed in a virtual world before assembly stations are created. In the virtual environment, workers are empowered to improve the process leading to the safest, highest quality and most efficient installation. This helps design the installation process, as well as allows operators to train prior to assembly of a real vehicle.

SEE BACK COVER FOR DETAILS. Tour the factory behind the car at Chrysler200factory.com

ENVIRONMENTALLY CONSCIOUS CHOICES ARE MADE A PRIORITY. The all-new one million-square-foot paint shop is the first North American operation with a friction-drive-system conveyor. In lieu of a belt or chain, the conveyor pushes vehicles throughout the paint shop for reduced energy costs and a much quieter workplace, enabling better communication between operators. Additionally, by not using chain oil, the system enables reduced contamination to vehicle paint.

TO BE A BENCHMARK, YOU NEED A BENCH LIKE THIS.



TIGHT UNIFORMITY FOR UNIQUE SOUND AND SPACE CALIBRATION.
 Interior and exterior element-to-element gap and flush relationships that are unmatched in the segment are considered world class on the basis of Chrysler Group LLC's internal benchmarking measurements.

CRAFTED MATERIALS WITH PERFECT CHEMISTRY.
 A Center for Technical Vehicle Validation randomly pulls vehicles and runs quality assessments for both the vehicle engineering specifications and chemist-evaluated materials for properties and function, as well as visible paint, seams and gap quality.

DESIGNED, ENGINEERED AND BUILT IN MICHIGAN.
 The all-new 2015 Chrysler 200 is the first vehicle to be made at the new Chrysler Group LLC World Class Manufacturing (WCM) plant in Sterling Heights, Michigan. By investing in the latest state-of-the-art assembly equipment, materials, technology and logistics combined with an all-new body shop, paint shop and quality control center, the result is 2 million square feet built to improve product quality. The factory employs additional craftsmen to work with finer levels of detail and more robots, and incorporates a Metrology Center that measures the precision of every part, to ensure that every Chrysler 200 has the best fit and finish, resulting in improved wind and water resistance for a quiet riding, quality vehicle. Each and every all-new 200 is designed, planned, engineered, built, inspected and tested above and beyond any standard and required process currently being followed throughout North America. All of this while using 62% less energy than the previous 200 production, as well as employing the most modern and environmentally responsible waste material and clean-energy operation processes.



BUILD & PRICE



FIND A DEALER



LEARN MORE
CHRYSLER.COM

WHEELS & ATTIRES

WHEELS & ATTIRES

SELECT FEATURES	LX	LIMITED	200S	200C	200S AWD	200C AWD
DRIVETRAIN						
2.4L DOHC 16V VARIABLE VALVE TIMING (VVT) I-4	S	S	S	S		
3.6L 24V VVT V6			O	O	S	S
9-SPEED AUTOMATIC TRANSMISSION	S	S	S	S	S	S
FRONT-WHEEL DRIVE (FWD)	S	S	S	S		
ALL-WHEEL DRIVE (AWD)					S	S
INTERIOR						
PREMIUM CLOTH SEATS	S	S				
SPORT CLOTH SEATS WITH LEATHER BOLSTERS			S		S	
LEATHER-TRIMMED SEATS			O	S	O	S
HEATED SEATS		P	P	S	P	S
SATIN INTERIOR TRIM	S	S		S		S
BLACK CHROME INTERIOR TRIM			S		S	
POWER WINDOWS	S	S	S	S	S	S
STEERING-WHEEL CONTROLS	S	S	S	S	S	S
STEERING WHEEL, URETHANE	S	S				
STEERING WHEEL, LEATHER		P	S	S	S	S
STEERING WHEEL, HEATED			P	P	P	P
PADDLE SHIFTER			S	P	S	S
3.5-INCH ELECTRONIC VEHICLE INFORMATION CENTER (EVIC)	S	S	S		S	
7-INCH CUSTOMIZABLE DRIVER INFORMATION DISPLAY (DID)			P	S	P	S
OUTSIDE TEMPERATURE DISPLAY	S	S	S	S	S	S
COMPASS		S	S	S	S	S
REARVIEW MIRROR WITH MICROPHONE		S	S	S	S	S
AUTO-DIMMING REARVIEW MIRROR		P	P	S	P	S
ILLUMINATED VANITY MIRROR		P	P	S	P	S
6-WAY MANUAL ADJUSTABLE DRIVER'S SEAT	S	S				
6-WAY MANUAL ADJUSTABLE PASSENGER SEAT	S	S				
12-WAY POWER ADJUSTABLE DRIVER'S SEAT		P	S	S	S	S
6-WAY POWER ADJUSTABLE PASSENGER SEAT			P	S	P	S
SINGLE-ZONE TEMPERATURE CONTROL	S	S	S		S	
DUAL-ZONE TEMPERATURE CONTROL WITH REAR AIR CONDITIONING DUCTS		P	P	S	P	S
8 AIR BAGS ⁴	S	S	S	S	S	S
INTERIOR LED LIGHTING	S	S	S	S	S	S
FOOTWELL AMBIENT LIGHTING				S		S
ROTARY E-SHIFT	S	S	S	S	S	S
FRONT-CENTER SLIDING ARMREST WITH CUP HOLDERS	S	S	S	S	S	S
TIRE SERVICE KIT	S					
COMPACT SPARE TIRE		S	S	S	S	S
REAR SEAT WITH PASS-THROUGH	S	S	S	S	S	S
SECURITY ALARM	S	S	S	S	S	S
TIRE PRESSURE MONITORING DISPLAY	S	S	S	S	S	S
POWER ELECTRIC STEERING	S	S	S	S	S	S
12-VOLT POWER OUTLETS	S	S	S	S	S	S
REMOTE KEYLESS ENTRY WITH KEYLESS ENTER 'N GO™ PUSH-BUTTON START	S	S	S	S	S	S
REMOTE START		P	P	S	P	S
4 SPEAKERS	S					
6 SPEAKERS		S	S	S	S	S
BLUETOOTH*	O	S	S	S	S	S
SIRIUSXM® SATELLITE RADIO ²		P	S	S	S	S
UNIVERSAL GARAGE DOOR OPENER				S		S
UCONNECT® 3.0 AM/FM	S					
UCONNECT 5.0 AM/FM/BLUETOOTH	O	S	S	S	S	S
UCONNECT 8.4A AM/FM/BLUETOOTH/VOICE ³		O				
UCONNECT 8.4AN AM/FM/BLUETOOTH/NAV/VOICE ³			P	P	P	P

S = Standard. O = Optional. P = Package.

SELECT FEATURES	LX	LIMITED	200S	200C	200S AWD	200C AWD
EXTERIOR						
BIFUNCTIONAL HALOGEN PROJECTOR HEADLAMPS	S					
BIFUNCTIONAL HALOGEN PROJECTOR HEADLAMPS WITH LIGHT PIPE		S	S	S	S	S
PROJECTOR FOG LAMPS			S	S	S	S
LED TAILLAMPS WITH INCANDESCENT FUNCTIONS	S	S	S	S	S	S
TINTED WINDSHIELD	S	S	S	S	S	S
ACOUSTIC WINDSHIELD AND FRONT GLASS			S	S	S	S
SOLAR-CONTROL GLASS	S	S	S	S	S	S
HIDDEN EXHAUST	S	S		S		
DUAL EXHAUST			S	P	S	S
BODY-COLOR DOOR HANDLES	S	S	S		S	
BRIGHT DOOR HANDLES				S		S
BODY-COLOR MIRROR CAPS	S	S	S	S	S	S
POWER HEATED MIRRORS			S	S	S	S
BRIGHT CHROME ACCENTS	S	S		S		S
GLOSS BLACK ACCENTS			S		S	
LOWER GRILLE WITH CHROME SURROUND		S		S		S
REAR VALENCE WITH CHROME ACCENT		S		S		S
GLOSS BLACK GRILLE SURROUND			S		S	
SINGLE-PANE SUNROOF		O				
DUAL-PANE SUNROOF			O	O	O	O
BLIND SPOT MONITORING (BSM) ⁶ WITH REAR CROSS-PATH DETECTION ⁵			O	O	O	O
WHEELS						
17-INCH WHEEL COVER	S					
17-INCH TECH SILVER ALUMINUM		S				
18-INCH SATIN CARBON ALUMINUM			S		S	
17-INCH SATIN SILVER ALUMINUM				S		
18-INCH POLISHED ALUMINUM						S
18-INCH SATIN SILVER ALUMINUM		O				
19-INCH HYPER BLACK ALUMINUM			O		O	
19-INCH GRAY/POLISHED SPOKE ALUMINUM				O		O
PACKAGES						
CONVENIENCE GROUP – INCLUDES ILLUMINATED VANITY MIRRORS, POWER 8-WAY DRIVER SEAT, POWER 4-WAY DRIVER LUMBAR ADJUST, LEATHER-WRAPPED STEERING WHEEL, HEATED EXTERIOR MIRRORS, PARKVIEW® REAR BACK-UP CAMERA ⁵ AND SIRIUSXM® SATELLITE RADIO ²		O				
COMFORT GROUP – DUAL-ZONE TEMPERATURE CONTROL WITH HUMIDITY SENSOR, REAR AIR CONDITIONING DUCTS, HEATED SEATS AND REMOTE START		O				
COMFORT GROUP – DUAL-ZONE TEMPERATURE CONTROL WITH HUMIDITY SENSOR, REAR AIR CONDITIONING DUCTS, HEATED SEATS, REMOTE START, FRONT AND REAR CLIMATE CONTROLS, PARKVIEW REAR BACK-UP CAMERA ⁵ AUTO-DIMMING MIRROR, HEATED STEERING WHEEL AND ILLUMINATED VANITY MIRRORS			O		O	
PREMIUM LIGHTING GROUP – PREMIUM LED FOG LAMPS, DEDICATED LED DAYTIME RUNNING LAMPS AND HID HEADLAMPS			O	O	O	O
SAFETYTEC™ PACKAGE – FRONT AND REAR PARK ASSIST ⁵ ADVANCED BRAKE ASSIST, ADAPTIVE CRUISE CONTROL (ACC) ⁸ WITH STOP AND GO, BLIND SPOT MONITORING ⁶ WITH REAR CROSS-PATH DETECTION ⁵ LANE DEPARTURE WARNING (LDW) ⁷ WITH LANE KEEP ASSIST, AUTO HIGH-BEAM HEADLAMP CONTROL, RAIN-SENSING WIPERS, AND PARALLEL AND PERPENDICULAR PARK ASSIST ⁵				O		O
PREMIUM GROUP – 115-VOLT AUXILIARY POWER OUTLET, EXTERIOR MIRRORS/RADIO/ DRIVER'S SEAT/HVAC WITH MEMORY, PREMIUM LEATHER-TRIMMED VENTILATED SEATS, LUXURY DOOR TRIM AND HEATED TWO-TONE LEATHER-WRAPPED STEERING WHEEL				O		O
NAV AND SOUND GROUP – 8.4-INCH TOUCHSCREEN WITH NAV, PREMIUM ALPINE® 506-WATT 10-SPEAKER SOUND SYSTEM AND 7-INCH DRIVER INFORMATION DISPLAY (DID)			O		O	
NAV AND SOUND GROUP – 8.4-INCH TOUCHSCREEN WITH NAV AND PREMIUM ALPINE 506-WATT 10-SPEAKER SOUND SYSTEM				O		O
LEATHER-TRIMMED HEATED AND VENTILATED SPORT SEAT GROUP – 6-WAY POWER PASSENGER SEAT, LEATHER-TRIMMED VENTILATED AND HEATED FRONT SEATS			O		O	
REAR BACK-UP CAMERA GROUP – PARKSENSE® REAR PARK ASSIST SYSTEM ⁵ WITH PARKVIEW REAR BACK-UP CAMERA ⁵		O				

S = Standard. O = Optional. P = Package.



Give your all-new 2015 Chrysler 200 a unique and amplified edge with Authentic Chrysler Accessories from Mopar®. You can count on these quality-engineered parts and accessories to keep your Chrysler 200 as stunning as the day you bought it. For true, seamless fit and finish, exact color matches and high-quality materials, it's smart to choose Mopar for lasting style and endurance. In addition, your ownership experience is supported mile after mile with our expert technicians, Mopar Vehicle Protection® plans, Express Lane Service and the online Mopar Owner Connect Web site (register at owners.chrysler.com).

VEHICLE IS SHOWN WITH GLOSS BLACK ROOF GRAPHIC, GLOSS BLACK BODYSIDE STRIPE GRAPHIC, AMERICAN DESIGN VEHICLE BADGE AND RECEIVER-MOUNT BIKE CARRIER.



ALL-WEATHER MATS.

These custom-fit mats feature a chrome 200 logo badge and deep grooves to help prevent water, snow and mud from doing a number on your vehicle's carpet. Sold as a set of four. Available in Black.



MOLDED SPLASH GUARDS.

Molded to the contours of your vehicle for a perfect fit, these guards are designed to help protect your vehicle from damage caused by road spray. Sold in pairs.



CARGO TRAY:

Fits in the rear cargo area to help protect carpeting. Removes easily for cleaning and features a skid-resistant bottom.



PREMIUM CARPET FLOOR MATS.

These premium Berber floor mats are custom-contoured for a precise fit to your Chrysler 200. Constructed with a superior gripping, granulated backing to help keep them firmly in place, they feature a chrome 200 logo badge to complement the interior's strong, premium materials and style. Sold as a set of four. Available in Black.



*Properly secure all cargo.

THE CHRYSLER COLLECTION.

49

Bring the Chrysler Brand style and distinction to your lifestyle in and out of your vehicle with authentic professional, active, travel, and home accessories as well as apparel for your favorite Chrysler enthusiast. You'll also wear your pride-of-ownership attitude on your sleeve when you boast one of the popular garments. Shop the complete collection to show you know what earned luxury is all about at collection.chrysler.com



Chrysler 200 Men's Half Zip (Item# 1143X)

This Chrysler 200 half-zip sweater is a classic look for any occasion. Available in charcoal heather. Specifications: 100% cotton, black contrast stitching, half zip, 2x2 rib cuff, Chrysler 200 logo embroidered in black on left chest. S - 3XL.

Chrysler 200 15-oz Black Chrome Tumbler (Item# 1144R)

Celebrate the Chrysler 200 with this stainless steel tumbler. Available in stainless steel with black grip. Specifications: dual-wall stainless steel construction and foam insulation, twist-action, spill-resistant lid, FDA-compliant materials, anti-slip grip, BPA-free. For warm beverages, hand wash. Chrysler 200 logo centered on one side.



Chrysler 200 Cap (Item# 1143V)

Celebrate the new Chrysler 200 in this herringbone weave-patterned, casual cap. Available in black. Specifications: six-panel, structured, sewn eyelets, lightweight polyester/spandex fabric, one-size-fits-all, fitted closure, embroidered Chrysler 200 logo on front left of cap.

Chrysler 200 Stainless Steel Cufflinks (Item# 114K7)

Complete your look with these sleek Chrysler 200 cufflinks. Available in stainless steel with black inlay. Specifications: stainless steel material, bullet back closure, Chrysler 200 logo on metal wrap over black inlay. Size: .88" x 5"



Chrysler 200 V-neck Tri-blend T-shirt (Item# 113LN)

Whether you're out on the town or out for the evening, you'll blend right in with this super-comfortable, super-soft men's Chrysler 200 V-neck tri-blend tee. Specifications: pre-shrunk 50% polyester, 25% cotton, 25% rayon jersey construction, 1" x 1" rib-knit set-in collar, screened Chrysler 200 with cityscape logo (front); Chrysler wings logo back yoke. Sizes: S - 2XL. Available in heather.

WARRANTIES.

Chrysler vehicles are covered by a Chrysler Group LLC 3-Year or 36,000-Mile Basic Limited Warranty (excludes normal maintenance and wear items), as well as a 5-Year or 100,000-Mile Powertrain Limited Warranty that is fully transferable and includes Roadside Assistance Services: Flat Tire, Lockout, Towing, Out of Gas/Fuel Delivery and Battery Jump Assistance. Ask your dealer for details and a copy of these limited warranties.

AUTOMOBILITY.

The Chrysler Group LLC Automobility Program provides aftermarket reimbursement incentives on adaptive vehicle upfit equipment in order to help provide safe and reliable vehicle modifications to enhance accessibility for all people. For more information, call (800) 255-9877 or visit chryslerautomobility.com

SIRIUSXM® SATELLITE RADIO?

SiriusXM Satellite Radio² delivers over 150 channels, including commercial-free music, sports, news, talk, entertainment, traffic and weather. Factory-installed SiriusXM Satellite Radio² includes a one-year subscription. For more information, go to siriusxm.com

MOPAR OWNER CONNECT.

Your Chrysler vehicle ownership gives you the credentials to access a secure "owners-only" Web site. Once registered, you'll gain online access to your service records, extensive vehicle information and exclusive special offers. Owners are invited to register their Chrysler vehicle at moparownerconnect.com

MOPAR VEHICLE PROTECTION®

Mopar Vehicle Protection (MVP) has a vested interest in your satisfaction and owner experience with your new Chrysler vehicle. MVP is the only extended protection provider backed by the manufacturer, Chrysler Group LLC. We stand behind every MVP plan with certified, factory-trained technicians and the use of authentic Mopar® parts. Your plan is honored at over 2,600 dealerships within the United States, Canada, Puerto Rico and Mexico. Be sure to ask for a Mopar Vehicle Protection plan at your dealership, call (800) 442-2666 or visit moparvehicleprotection.com

JOIN IN.



Join fellow enthusiasts and tell your story by posting comments, participating in discussions and sharing your Chrysler vehicle photos and videos. Join our community on Facebook (facebook.com/Chrysler), follow us on Twitter (twitter.com/Chrysler), Google+ (plus.google.com/+Chrysler), Instagram (instagram.com/Chrysler), Pinterest (pinterest.com/Chrysler) and check us out on YouTube (youtube.com/TheChryslerChannel). Thank you for following.

GO MOBILE.



Take an engaging, multimedia tour of your 200 on your mobile device. Log on to the Chrysler.com mobile site for a comprehensive, at-a-glance review of what you need to know about your vehicle. Experience interactive demonstrations of the entire lineup, gaining access to product information at your fingertips, wherever you go.



Earn 3 points per \$1 on qualifying purchases made at Chrysler Group LLC dealerships, 2 points per \$1 on qualifying travel purchases and 1 point per \$1 on qualifying purchases everywhere else with the new Chrysler MasterCard®. Points may be redeemed at your local dealership for cash off your new or used vehicle, accessories, parts or service — including your next oil change. Or choose from hundreds of other rewards, including travel, cash back to your account, merchandise or gift cards.¹⁹ For more information or to apply, visit ChryslerCard.com



(1) Based on the latest available competitive information and the Chrysler Group LLC Standard Mid-size Sedan segment. (2) SiriusXM services require subscriptions, sold separately after the 12-month trial included with the new vehicle purchase. If you decide to continue your service at the end of your trial subscription, the plan you choose will automatically renew and bill at then-current rates until you call SiriusXM at 1-866-635-2349 to cancel. See SiriusXM Customer Agreement for complete terms at www.siriusxm.com. All fees and programming subject to change. Our satellite service is available only to those at least 18 and older in the 48 contiguous U.S.A. and DC. Our Sirius satellite service is also available in PR (with coverage limitations). Our Internet radio service is available throughout our satellite service area and in AK and HI. Sirius, XM and all related marks and logos are trademarks of SiriusXM Radio Inc. Service available in Canada; see www.siriuscanada.ca. (3) Requires Uconnect Phone. (4) The Advanced Front Air Bags in this vehicle are certified to the new U.S. federal regulations for advanced air bags. Children 12 years old and younger should always ride buckled up in a rear seat. Infants in rear-facing child restraints should never ride in the front seat of a vehicle with a passenger front air bag. All occupants should always wear their lap and shoulder belts properly. (5) Always look before proceeding. An electronic drive aid is not a substitute for conscientious driving. Always be aware of your surroundings. (6) Always check visually for vehicles prior to changing lanes. (7) EPA-estimated 24 city/36 hwy mpg when equipped with 2.4-liter MultiAir² Tigershark engine and 9-speed automatic transmission. (8) ACC is a driver convenience system, not a substitute for active driver involvement. The driver must remain aware of traffic conditions and be prepared to use brakes to avoid collisions. (9) No system, no matter how sophisticated, can repeal the laws of physics or overcome careless driving actions. Performance is limited by available traction, which snow, ice and other conditions can affect. When the ESC warning lamp flashes, the driver needs to use less throttle and adapt speed and driving behavior to prevailing road conditions. Always drive carefully, consistent with conditions. Always wear your seat belt. (10) Uconnect Access WiFi Hotspot feature is not intended for use by the driver while the vehicle is in motion. Always drive carefully. Subscription required. (11) The SiriusXM Travel Link data displays and individual product availability vary by vehicle hardware. Not all vehicles or devices are capable of receiving all Travel Link services offered by SiriusXM: Weather Forecast. Current Conditions may not be available in all locations and features of individual systems will vary. Images shown are for representative purposes only and are not real products. For actual features and images of real products, consult the vehicle manufacturer. SiriusXM is not responsible for any errors or inaccuracies in the SiriusXM Travel Link services or their use. Our satellite service is available only to those at least 18 and older in the 48 contiguous U.S.A. and DC. Our Sirius satellite service is also available in PR (with coverage limitations). Our Internet radio service is available throughout our satellite service area and in AK and HI. (12) To use Voice Testing, you will need a Uconnect Access subscription and a smartphone with a Bluetooth Message Access Profile (MAP). Some smartphones, including iPhone, do not currently support Bluetooth MAP. (13) The 9-1-1 Call button will connect you directly with Emergency Assistance. If you accidentally press the button, you have 10 seconds to cancel the call by either pressing the 9-1-1 button on the rearview mirror or the Cancel button on the Uconnect touchscreen. (14) If you have this feature and have reported your vehicle as stolen to an appropriate law enforcement agency, Uconnect will try to locate your vehicle after receiving proper documents and once law enforcement contacts Uconnect Customer Care. Uconnect may refuse to locate your vehicle if you do not provide the requested information or documents. Always notify law enforcement if your vehicle is stolen and do not attempt to recover it on your own. (15) Vehicle must be registered with Uconnect Access and fulfill minimum subscription requirements. Vehicle must also be properly equipped and in an active and usable cellular range. Theft Alarm Notification is only available on factory-installed alarms. (16) FCW system is solely an alert system for the front of the vehicle which does not take any actions to change vehicle dynamics to avoid a collision; not a substitute for active driver involvement. The driver must remain aware of traffic conditions and be prepared to use brakes to avoid collisions. (17) LDW is a driver convenience system, not a substitute for active driver involvement. The driver must remain aware of traffic conditions and be prepared to use brakes to avoid collisions. (18) Always sit properly with the head restraint properly adjusted. Never place anything in front of the head restraint. (19) MasterCard is a registered trademark of MasterCard International Incorporated.

©2014 Chrysler Group LLC. All rights reserved. This brochure is a publication of Chrysler Group LLC. All product illustrations and specifications are based upon current information at the time of publication approval. Chrysler Group LLC reserves the right to make changes from time to time, without notice or obligation, in prices, specifications, colors and materials, and to change or discontinue models, which are considered necessary to the purpose of product improvement or for reasons of design and/or marketing. Chrysler, the Chrysler wing design, Chrysler 200, Automobility Program, Mopar Owner Connect design, Mopar Vehicle Protection, ParkSense, ParkView, Pentastar, Tigershark and Uconnect are registered trademarks, and America's Import, Keyless Enter™ in Go and SafetyTec are trademarks of Chrysler Group LLC. MultiAir is a registered trademark of C.R.F. Società Consortile per Azioni, used under license by Chrysler Group LLC. Alpine and the Alpine logo are registered trademarks of Alpine Electronics, Inc. All rights reserved. Bluetooth is a registered trademark of Bluetooth SIG, Inc. Disney is a registered trademark of The Walt Disney Company. Eames is a registered trademark of Herman Miller, Inc. Facebook is a registered trademark of Facebook, Inc. iHeartRadio is a registered trademark of Clear Channel Broadcasting, Inc. Instagram is a registered trademark of Instagram, Inc. iPad, iPhone, iPod and iTunes are registered trademarks of Apple Inc. Pandora is a registered trademark of Pandora Media, Inc., all rights reserved. Pinterest is a registered trademark of Pinterest, Inc. Sirius, XM and all related marks and logos are trademarks of SiriusXM Radio Inc. Slackr is a registered trademark of Slackr, Inc. The Twitter name, logo, Twitter T, Tweet and Twitter bird are trademarks of Twitter, Inc. in the United States and other countries. Yelp! is a registered trademark of Yelp, Inc. YouTube, Google Play and Google+ are registered trademarks of Google Inc.



200 LX STANDARD
17 x 7-INCH
STEEL W/COVER
(WFL)

200 LX

SELECT STANDARD EQUIPMENT

- 2.4L I-4 (184 hp/173 lb-ft of torque)
- 9-speed automatic transmission
- Horizontal lower grille bars
- Active grille shutters
- Underbody aerodynamic panels
- Electronic Stability Control (ESC)¹/Traction Control
- Electric power steering
- Bifunctional halogen projector headlamps (automatic)
- 1-door and trunk passive entry/push-button start
- 17-inch steel wheels with covers
- Body-color door handles and mirrors
- Touring suspension
- Tire inflator kit
- 200 badge
- LED taillamps
- Hidden exhaust

- Rotary E-shift
- Unique pass-through
- Center console with sliding cup holder
- 3.5-inch Electronic Vehicle Information Center (EVIC)
- AM/FM stereo with 4 speakers
- Media center – USB, 12-volt outlet, audio jack
- Electric Park Brake with SafeHold
- 8 air bags⁴
- Rear center armrest with storage
- Overhead console with sunglasses holder
- 6-way manual driver/passenger seat
- Urethane steering wheel
- Cruise and audio steering-wheel controls
- Driver's window one-touch down
- Interior LED lighting
- Tire pressure monitoring display



200S STANDARD
18 x 8-INCH
PAINTED SATIN CARBON
(WPD)

200S (WITH AVAILABLE AWD)

SELECT STANDARD EQUIPMENT OVER LIMITED

- Optional 3.6L V6
- Fog lamps
- Black mesh lower grille
- Gloss Black accents
- Heated mirrors
- 18-inch Satin Carbon aluminum wheels
- Dual integrated exhaust
- Sport suspension
- 200S badge
- Power driver seat (8-way)
- Sport seating with leather bolsters
- Leather steering wheel with mounted paddle shifters
- Dark chrome accents
- Unique blue-painted hydrographic interior trim
- Tire pressure monitoring display
- Acoustic windshield and door glass
- SiriusXM[®] Satellite Radio²



200S OPTIONAL
19 x 8-INCH
FULLY PAINTED
HYPER BLACK
(WPX)



200 LIMITED STANDARD
17 x 7.5-INCH
PAINTED TECH SILVER
(WGW)

200 LIMITED

SELECT STANDARD EQUIPMENT OVER LX

- LED light pipe
- Lower grille with chrome surround
- 17-inch aluminum wheels
- Engine cover
- Rear fascia chrome accent
- Compact spare tire
- 5-inch touchscreen radio with Uconnect[®]
- 6 speakers
- Driver's/passenger front window with one-touch up/down
- Floor mats
- Compass



200 LIMITED OPTIONAL
18 x 8-INCH
PAINTED SATIN SILVER
(WBP)



200C FWD STANDARD
17 x 7.5-INCH
CAST ALUMINUM
SATIN SILVER
(WFL)

200C (WITH AVAILABLE AWD)

SELECT STANDARD EQUIPMENT OVER LIMITED

- Optional 3.6L V6
- Lower grille with chrome surround
- Exterior mirrors with integrated turn signal
- Chrome door handles
- 2-door passive entry
- 17-inch aluminum wheels with bright finish (FWD)
- 18-inch aluminum wheels with polished finish (AWD)
- Rear fascia chrome accent
- 200C badge
- Remote Start
- Heated front seats
- Satin chrome accents
- Customizable 7-inch DID
- Dual-Zone ATC with rear-seat HVAC ducts
- Ambient LED interior lighting (footwell, door handle, map pocket, pass-through)
- Universal garage door opener
- Illuminated vanity mirrors
- Auto-dimming rearview mirror
- Back-up camera³



200C AWD STANDARD
18 x 8-INCH
POLISHED MID-GLOSS
(WPC)



200C OPTIONAL
19 x 8-INCH
POLISHED FACE
W/TECH GRAY
PAINTED POCKETS
(WP9)

A TOTAL OF 11 CHRYSLER BRAND EXTERIOR COLORS ARE OFFERED ON THE NEW 200, FIVE OF WHICH ARE ALL-NEW FINISHES. ALL HAVE BEEN DEVELOPED AND SELECTED TO ACCENTUATE THE SURFACING OF THE NEW 200. EVERYTHING, INCLUDING HOW THE COLORS AND FINISHES APPEAR IN BRIGHT SUNLIGHT AND OVERCAST OR LOW-LIGHT CONDITIONS, WAS TAKEN INTO ACCOUNT. CHOOSE FROM THREE INTERIOR COLORS: BLACK, BLACK/LINEN OR AMBASSADOR BLUE. SEATING IS OFFERED IN CLOTH, CLOTH/LEATHER OR FULL LEATHER SURFACES WITH PREMIUM STITCH-WORK DEPENDING ON MODEL SELECTION.

	200 LX	200 LIMITED	200S (AND AWD)	200C (AND AWD)
BILLET SILVER METALLIC				
BRIGHT WHITE				
GLOSS BLACK				
GRANITE CRYSTAL METALLIC				
VELVET RED PEARL				
LUNAR WHITE TRI-COAT PEARL				
VIVID BLUE PEARL				
CRYSTAL BLUE PEARL				
CERAMIC BLUE				
LUXURY BROWN PEARL				
PHANTOM BLACK TRI-COAT PEARL				

	200 LX	200 LIMITED	200S (AND AWD)	200C (AND AWD)
BLACK CLOTH UPTOWN INSERT WITH SEDOSO BOLSTERS				
LINEN CLOTH UPTOWN INSERT WITH SEDOSO BOLSTERS				
BLACK CLOTH UPTOWN INSERT WITH SEDOSO BOLSTERS				
LINEN CLOTH UPTOWN INSERT WITH SEDOSO BOLSTERS				
BLACK MESH INSERT WITH BLACK LEATHER BOLSTERS AND AMBASSADOR BLUE ACCENTS				
BLACK PERFORATED LEATHER INSERT WITH BLACK LEATHER BOLSTERS				
AMBASSADOR BLUE PERFORATED NAPPA LEATHER INSERT WITH AMBASSADOR BLUE LEATHER BOLSTERS AND ACCENTS				
LINEN NAPPA LEATHER INSERT WITH LINEN LEATHER BOLSTERS AND ACCENTS				
BLACK NAPPA LEATHER INSERT WITH BLACK LEATHER BOLSTERS AND ACCENTS				
LINEN PERFORATED NAPPA LEATHER INSERT WITH LINEN LEATHER BOLSTERS AND ACCENTS				
BLACK PERFORATED NAPPA LEATHER INSERT WITH BLACK LEATHER BOLSTERS AND ACCENTS				

2015 CHRYSLER 200
1.800.CHRYSLER / CHRYSLER.COM

Research

[BUILD & PRICE](#)

[COMPARE MODELS](#)

[COMPETITIVE COMPARE](#)

[SIGN-UP FOR UPDATES](#)


Locate

[FIND A DEALER](#)

[SCHEDULE A TEST DRIVE](#)

Cost

[VIEW INCENTIVES & OFFERS](#)



CHRYSLER.COM



Download the free Aurasma® mobile app at the iTunes® App Store or Google Play to scan the specified images with your mobile device and bring the all-new 2015 Chrysler 200 to life. Subscribe to the Chrysler 2015 Aurasma channel to activate or go to Chrysler2015.com

74-383-2514

Chrysler is a registered trademark of Chrysler Group LLC.